

# NATIONAL SENIOR CERTIFICATE EXAMINATION

2014

## SCHOOLS PERFORMANCE REPORT



**basic education**

Department:  
Basic Education  
REPUBLIC OF SOUTH AFRICA





**NATIONAL SENIOR CERTIFICATE  
EXAMINATION  
2014  
SCHOOLS PERFORMANCE REPORT**

## Contents

Foreword.....	3
1. Introduction.....	4
2. Scope of the Schools Performance Report.....	4
3. Summary of schools performance - 2014.....	5
4. Schools achieved 100 percent from 2010 to 2014.....	6
5. Schools that performed 40% and below over a five year period.....	11
6. Provincial Pass rate in 2014 .....	14
7. Individual school results .....	15
7.1 Eastern Cape.....	15
7.2 Free State.....	42
7.3 Gauteng.....	51
7.4 KwaZulu-Natal .....	74
7.5 Limpopo.....	117
7.6 Mpumalanga.....	152
7.7 North West.....	166
7.8 Northern Cape .....	176
7.9 Western Cape.....	181

## FOREWORD



I am pleased to present the 2014 National Senior Certificate (NSC) Schools Performance Report. This report provides education officials, teachers, parents and social partners with a comprehensive picture of each school's individual performance over the last three years. This report has been compiled and made available to all the relevant officials as part of the initiative of the Department of Basic Education, to equip curriculum planners, curriculum implementers and district officials with all the necessary information that they require to effectively support the schools in their jurisdiction. This report should be read in conjunction with both the Diagnostic Report and the Schools Subject Report to enable a more holistic interpretation of learner performance in the individual schools and collectively in the district.

Provinces, districts and schools have made commendable efforts to co-ordinate and implement a variety of systemic interventions to ensure adequate teacher preparedness and learner readiness for the 2014 NSC examinations. The decrease of 2.4% in the overall performance as reflected in the national pass rate, can be explained by the policy changes that were implemented in 2014, which I firmly believe will produce positive outcomes in the medium to long-term. The policy changes introduced are intended to infuse quality into the system, based on the raising of standards and higher cognitive demands reflected in the curriculum, design and structure of question papers. Therefore minor fluctuations in learner performance would be expected. This does not detract from the overall upward trajectory envisaged for the system, and the NSC results over the past three years have illustrated a stability and maturation of the schooling system.

It is our intention that through this report we may contribute to the use of credible information to support greater transparency in the performance of schools within communities and districts. Schools that perform well consistently must be acknowledged and their good practices must be shared. As part of the Department's efforts to recognize these schools, this report presents a list of schools that have performed at a consistently high level, achieving a pass rate of 100% over the last five years. This is a significant achievement by all standards and the performance of these schools must be applauded and celebrated.

Schools that are under-performing must learn from the experiences of their better performing peers. This kind of collaboration between schools will contribute to improved performance across schools. In support of this stance the report also lists the schools that have performed consistently below 40% over the last five years. These are the schools that warrant the direct and microscopic attention of the district office in order to turn-around the performance of these schools by 2015. The DBE will continue to invest in strengthening the critical areas of support that impact positively on educational achievement at schools. In addition, the continued support and involvement of parents and guardians through the School Governing Bodies is sorely needed to create an enabling culture of teaching and learning at all schools and to strengthen the accountability systems at school.

Let's put our shoulders to the wheel to make our districts and schools work both efficiently and effectively

A handwritten signature in black ink, appearing to read 'Motshekga - AM', written in a cursive style.

MRS AM MOTSHEKGA, MP  
MINISTER OF BASIC EDUCATION  
5<sup>th</sup> JANUARY 2015

# 1. INTRODUCTION

This report is part of the on-going initiatives by the Department of Basic Education (DBE) to improve the use of the National Senior Certificate (NSC) results as a tool for school improvement. In this report the overall results of all schools in the country are compiled into a national report which allows for easy access by all officials, based either at the national, provincial or district levels, that engage with school performance. This report provides data on the overall pass percentage obtained by the school over the last three years which allows for performance trends to be established.

The Department has published the following four reports on the 2014 National Senior Certificate that should be read together:

- (a) The National Senior Certificate Examinations – Technical Report;
- (b) Schools Performance Report;
- (c) Schools Subject Report; and
- (d) National Diagnostic Report.

These four reports target the different levels of the system and each report has a different focus.

The National Senior Certificate Examinations Technical Report provides information on the national mandate of the Department of Basic Education and uses the National Senior Certificate examination results to evaluate the achievement of the national mandate. The Schools Performance Report provides data on the overall performance of the schools in terms of the overall pass rate of each of the schools. The Schools Subject Report provides data on the performance of each of the schools in the country in eleven key subjects. The National Diagnostic Report evaluates performance in selected subjects by highlighting the areas of weakness in each of these subjects and the remedial measures that need to be adopted at the school level to improve the performance in these subjects. These four reports provide a holistic evaluation of the National Senior Certificate.

# 2. SCOPE OF THE SCHOOLS PERFORMANCE REPORT

This report provides information about the performance of all schools that wrote the 2014 NSC examination and this covers public, special, and independent schools. It provides data on the overall performance of these schools over a three year period i.e. 2012, 2013 and 2014, presenting a snapshot of each school's performance over the given period.

The year 2014 was the first year of a CAPS-aligned NSC examination, and this will enable schools to compare their performance in the revised curriculum against the previous two years based on the previous curriculum.

The data included indicates the number of candidates that wrote the examination, the number of candidates that achieved the NSC and the pass percentage in each of the three years. In addition, this report provides a list of schools that obtained 100% and those that obtained below 40% over a period of five years respectively.

### 3. SUMMARY OF SCHOOLS PERFORMANCE - 2014

PROVINCES		Total Number of Schools	0 - 19.9%	20 - 39.9%	40 - 59.9%	60 - 79.9%	80 - 100%	Exactly 0%	Exactly 100%
EASTERN CAPE	Number	921	36	139	228	289	229	4	38
	%		3.9	15.1	24.8	31.4	24.9	0.4	4.1
FREE STATE	Number	327	0	3	22	78	224	0	50
	%		0.0	0.9	6.7	23.9	68.5	0.0	15.3
GAUTENG	Number	835	1	13	50	200	571	1	115
	%		0.1	1.6	6.0	24.0	68.4	0.1	13.8
KWAZULU-NATAL	Number	1,731	87	196	353	523	572	8	93
	%		5.0	11.3	20.4	30.2	33.0	0.5	5.4
LIMPOPO	Number	1,417	25	91	261	496	544	3	55
	%		1.8	6.4	18.4	35.0	38.4	0.2	3.9
MPUMALANGA	Number	543	0	17	67	172	287	0	27
	%		0.0	3.1	12.3	31.7	52.9	0.0	5.0
NORTH WEST	Number	374	1	5	21	102	245	0	48
	%		0.3	1.3	5.6	27.3	65.5	0.0	12.8
NORTHERN CAPE	Number	125	0	2	20	44	59	0	13
	%		0.0	1.6	16.0	35.2	47.2	0.0	10.4
WESTERN CAPE	Number	431	0	3	31	125	272	0	76
	%		0.0	0.7	7.2	29.0	63.1	0.0	17.6
NATIONAL	Number	6,704	150	469	1,053	2,029	3,003	16	515
	%		2.2	7.0	15.7	30.3	44.8	0.2	7.7

## 4. SCHOOLS THAT ACHIEVED 100 PERCENT FROM 2010 TO 2014.

### Eastern Cape

District Name	EMIS no	Centre no	Centre Name	Dinaledi	Quintile	Wrote 2010	Wrote 2011	Wrote 2012	Wrote 2013	Wrote 2014
East London	200200035	4181004	Beaconhurst School	N	5	43	44	55	46	47
East London	200200088	4181009	Clarendon Girls High School	N	5	124	123	142	142	147
East London	200200359	4181026	Lilyfontien School	N	5	23	17	24	25	26
Graaff-Reinet	200100250	4201007	Gill College	Y	5	53	44	50	48	44
Grahamstown	200100820	4211021	Victoria Girls High School	N	5	66	85	75	82	84
Port Elizabeth	200101034	4222053	Nasruddin Islamic High School	N	99	26	23	24	38	25
Port Elizabeth	200100895	4222073	Theodor Herzl High School	N	99	33	38	23	36	31
Queenstown	200600694	4071030	Queenstown Girls High School	N	5	87	92	94	90	103
Sterkspruit	200601149	4062026	Sterkspruit Christian School	N	99	35	22	11	20	30

### Free State

District Name	EMIS no	Centre no	Centre name	Dinaledi	Quintile	Wrote 2010	Wrote 2011	Wrote 2012	Wrote 2013	Wrote 2014
Lejweleputswa	440808296	3181005	Bultfontein Cs	N	5	19	19	28	23	17
Motheo	440304223	3171012	Christian Brothers College Ci/S	N		29	26	25	29	24
Motheo	440304210	3171017	Eunice Ss	Y	5	164	155	179	185	177
Fezile Dabi	441811277	3202011	Heilbron Cs	N	5	33	40	42	46	40
Lejweleputswa	442008297	3181010	Hoopstad Cs	N	5	16	15	17	20	25
Thabo Mofutsanyana	441705204	3192020	New Horizon College Si/S	N		97	107	110	141	130
Thabo Mofutsanyana	443410330	3194015	Reitz Cs	N	5	34	35	26	34	30
Motheo	440304221	3171066	St Andrew`S Cs	N	5	58	59	55	53	60
Motheo	440304222	3171068	St Michael`S Cs	N	5	53	48	56	49	55
Thabo Mofutsanyana	444510260	3194018	Vrede Cs	N	4	22	20	20	20	26
Xhariep	445203201	3161046	Zastron Cs	N	4	18	21	24	33	24

### Gauteng

District Name	EMIS no	Centre no	Centre name	Dinaledi	Quintile	Wrote 2010	Wrote 2011	Wrote 2012	Wrote 2013	Wrote 2014
Ekurhuleni North	707310383	8310383	Kathstan College	N		22	24	26	19	22
Ekurhuleni North	700261727	8261727	Maranatha Christian	N	99	28	26	19	42	50



## Gauteng

District Name	EMIS no	Centre no	Centre name	Dinaledi	Quintile	Wrote 2010	Wrote 2011	Wrote 2012	Wrote 2013	Wrote 2014
Ekurhuleni North	700261677	8261677	Oos-Rand Akademie	N	99	9	9	9	3	8
Ekurhuleni North	707311696	8311696	St Francis College	N	99	46	47	56	57	42
Ekurhuleni North	710261172	8261172	Supero Combined School	N	99	27	43	30	28	38
Ekurhuleni North	710260596	8260596	Windsor House Academy	N	99	25	19	23	17	24
Gauteng East	714350058	8350058	Dr. W.K. Du Plessis-Skool	N	5	22	24	26	28	24
Gauteng East	711310359	8310359	Hoerskool Stoffberg	N	5	181	140	144	146	129
Gauteng East	711310581	8310581	Muriel Brandskool	N	5	21	21	19	20	18
Gauteng East	714350504	8350504	Springs Muslim School	N	99	17	11	24	19	21
Gauteng West	717270488	8270488	Randfontein High School	N	5	166	166	206	170	175
Johannesburg Central	700111906	8111906	Al-Aqsa School	N	99	70	87	63	98	104
Johannesburg East	704130641	8130641	Jeppe Girls High School	Y	5	155	136	167	180	151
Johannesburg East	704130880	8130880	Maryvale College	N	99	29	33	41	37	47
Johannesburg East	704131672	8131672	The Torah Academy Primary And High Schoo	N	99	20	20	21	16	18
Johannesburg North	704150623	8150623	Hoerskool Linden	N	5	119	100	107	119	138
Johannesburg North	704130971	8130971	Mcauley House School	N	99	49	53	52	53	58
Johannesburg West	701400311	8400311	Bridgeway Christian School	N		4	5	10	6	8
Sedibeng East	722331702	8331702	Roshnee Islamic School	N	99	33	29	31	35	32
Tshwane North	700220137	8220137	Gereformeerde Skool Dirk Postma	N	99	17	18	29	17	20
Tshwane North	701230391	8230391	Iona Convent	N		25	31	28	29	55
Tshwane South	701230110	8230110	Afrikaanse Hoer Meisieskool	N	5	196	194	213	196	184
Tshwane South	701231571	8231571	Central Islamic School	N	99	30	28	24	28	35
Tshwane South	701230219	8230219	Crawford College Pretoria	N	99	119	103	128	122	110
Tshwane South	700400285	8400285	Duo Edu Senior Ohafhanklike Skool	N		19	24	20	16	21
Tshwane South	701210187	8210187	Hoerskool Garsfontein	N	5	328	309	297	376	367
Tshwane South	701231043	8231043	Loreto Convent School	N	99	55	59	69	72	70
Tshwane West	701232454	8232454	Prinshofskool	N	99	15	25	18	13	11

### KwaZulu-Natal

District Name	EMIS no	Centre no	Centre name	Dinaledi	Quintile	Wrote 2010	Wrote 2011	Wrote 2012	Wrote 2013	Wrote 2014
Umlazi	500187368	5411201	Al-Falaah College	N		73	71	53	86	79
Umlazi	500119917	5411211	Danville Park Girls` H	N	5	142	120	156	191	148
Umlazi	500125245	5411110	Durban Girls` H	Y	5	235	163	226	291	252
Pinetown	500148037	5412107	Gelofte H	N	4	51	48	45	49	49
Othukela	500154031	5211404	Harvest Combined	N		39	28	40	51	55
Umlazi	500413993	5411114	Ihsaan Girls` College	N		51	22	24	57	50
Vryheid	500164502	5112115	Inkamana S	N		24	28	26	27	28
Othukela	500322418	5211407	Islamic Educational Centre	N		16	16	15	18	18
Umgungundlovu	500325968	5311222	Maritzburg Muslim	N		53	39	46	60	62
Othukela	500206904	5211113	Meadowsweet Combined	N	3	46	52	51	63	30
Pinetown	500328412	5412422	Mount Edgecombe Private	N		11	3	9	13	20
Umgungundlovu	500250342	5311319	Pietermaritzburg Girls` H	Y	5	222	213	222	230	224
Vryheid	500250934	5112522	Pongola Akademie	N	4	23	20	24	26	22
Ugu	500251156	5312245	Port Shepstone Islamic	N		19	11	17	22	17
Othukela	500268176	5211226	Siraatul Haq Islamic	N		17	11	16	22	23
Empangeni	500275243	5113465	St Catherines H	N		19	17	15	20	25
Pinetown	500407555	5412127	Star College	N		55	29	33	117	84
Othukela	500286343	5211130	Ukhahlamba H	N	2	27	28	31	37	34
Pinetown	500295889	5412133	Westville Girls H	N	5	233	157	218	230	231

### Limpopo

District Name	EMIS no	Centre no	Centre name	Dinaledi	Quintile	Wrote 2010	Wrote 2011	Wrote 2012	Wrote 2013	Wrote 2014
Mopani	995501503	7415901	Blue Mountain College	N		8	8	7	8	6
Vhembe	905332486	7343137	Emmanuel Christian	N	99	39	33	39	41	35
Capricorn	922223503	7255104	Northern Muslim School	N	99	18	14	20	21	25
Mopani	995503201	7452006	St George College	N	99	67	51	60	60	74
Waterberg	906121549	7125143	Waterberg High	N	5	63	94	103	96	90

### Mpumalanga

District Name	EMIS no	Centre no	Centre name	Dinaledi	Quintile	Wrote 2010	Wrote 2011	Wrote 2012	Wrote 2013	Wrote 2014
Gert Sibande	800005819	6191809	George Hofmeyer High School	N	99	3	6	7	8	7
Nkangala	800015842	6304891	Middelburg Muslim School	N	99	17	14	14	19	23

### Northern Cape

Region Name	EMIS no	Centre no	Centre name	Dinaledi	Quintile	Wrote 2010	Wrote 2011	Wrote 2012	Wrote 2013	Wrote 2014
Frances Baard	300012401	2012401	H/skool Adamantia	N	5	60	61	67	95	83
Pixley Ka Seme	300022301	2022301	H/skool Hopetown	N	4	23	16	23	13	23
Frances Baard	300011403	2011403	Kimberley Girls' High School	Y	5	118	107	116	122	124

### North West

District Name	EMIS no	Centre no	Centre name	Dinaledi	Quintile	Wrote 2010	Wrote 2011	Wrote 2012	Wrote 2013	Wrote 2014
Dr. K. Kaunda District	600100517	9225024	Ferdinand Postma	N	4	70	69	75	75	83
Bojanala Platinum District	600100370	9152193	Fields College	N	4	75	77	75	96	81
Bojanala Platinum District	600102384	9111118	Meerhof School	N		8	4	8	15	14
Bojanala Platinum District	600101544	9152120	Nural-Iman-Muslim School	N		9	13	10	18	14
Dr. K. Kaunda District	600101675	9225099	Potchefstroom Girls High	Y	4	95	103	96	104	111
Dr. R.S. Mompoti District	600102031	9333180	Stella High School	N	4	17	23	18	19	25
Dr. K. Kaunda District	600102305	9225144	Ventersdorp High School	N	5	16	18	12	16	18

### Western Cape

District Name	EMIS no	Centre no	Centre name	Dinaledi	Quintile	Wrote 2010	Wrote 2011	Wrote 2012	Wrote 2013	Wrote 2014
Metropole_Central	105000876	1329910	Bishops	N	99	139	146	148	152	149
Cape Winelands	109310202	1317702	Bloemhof Hs.	N	5	138	144	134	143	137
Cape Winelands	108306202	1317703	Boland Landbouskool	N	5	61	61	64	55	68
Cape Winelands	117312202	1318806	Bonnievale Hs.	N	4	47	50	57	58	54
Metropole_Central	102007105	1321105	Canons Creek Prim	N	99	15	18	19	19	19
Metropole_North	103000802	1341119	Cbc St John`S Parklands	N	99	31	44	43	45	57

## Western Cape

District Name	EMIS no	Centre no	Centre name	Dinaledi	Quintile	Wrote 2010	Wrote 2011	Wrote 2012	Wrote 2013	Wrote 2014
Metropole_South	105000822	1369956	Constantia Waldorf School	N	99	25	25	22	26	27
Eden and Central Karoo	116112221	1358824	Heidelberg Hs.	N	5	17	16	21	7	17
Metropole_Central	105000844	1329921	Herschel Hs	N	99	98	94	96	94	100
Cape Winelands	108310254	1317722	La Rochelle Meisies Hs.	N	5	88	117	108	113	106
Westcoast	138312229	1375510	Lutzville Hs.	N	5	30	50	37	44	35
Metropole_East	101008201	1337739	Natural Learning Academy	N	99	8	8	9	12	15
Eden and Central Karoo	121106203	1353330	Oakdale Landbouskool	N	5	67	65	83	86	71
Cape Winelands	108312236	1317729	Paarl Girls Hs.	N	5	72	78	99	91	89
Metropole_North	103007232	1342259	Parklands College	N	99	34	49	61	65	86
Cape Winelands	130315610	1318840	Pionier-Skool	N		5	6	4	2	14
Westcoast	133312241	1375515	Porterville Hs.	N	5	48	47	48	62	47
Cape Winelands	109310282	1317734	Rhenish Girls` Hs.	N	5	122	114	126	139	129
Metropole_Central	105310288	1329938	Rondebosch Boys` Hs.	N	5	146	160	158	157	151
Metropole_Central	105310291	1329939	Rustenburg Girls` Hs.	N	5	161	154	136	143	151
Metropole_Central	105310296	1329943	Sans Souci Girls` Hs.	N	5	73	53	62	78	60
Metropole_South	105000935	1369907	Springfield Convent Of The Holy Rosary	N	99	84	77	81	96	84
Metropole_Central	105007284	1321130	Star International High School	N	99	10	11	17	11	23
Metropole_North	103007427	1341183	Sunningdale School	N		3	5	2	3	4
Metropole_East	110007281	1337747	Valsbaai Hs.	N		9	13	15	13	7
Metropole_Central	105315613	1329954	Vista Nova-School	N		18	15	15	15	18
Metropole_Central	105310316	1329957	Westerford Hs.	N	5	165	168	177	175	177

## Summary Table

Schools Achieved 100% Over 5 Years

Province	No of Schools	Province	No of Schools
Eastern Cape	9	Mpumalanga	2
Free State	11	North West	7
Gauteng	28	Northern Cape	3
Kwazulu-Natal	19	Western Cape	27
Limpopo	5		

## 5. Schools that performed at 40% and below over a five year period

Eastern Cape										
District Name	EMIS no	Centre no	Centre name	Dinaledi	Quintile	% Achieved 2010	% Achieved 2011	% Achieved 2012	% Achieved 2013	% Achieved 2014
Butterworth	200300329	4161045	Mgomanzi Senior Secondary School	N	3	33.0	20.8	20.6	31.4	32.8
Dutywa	200400250	4151012	Gwebityala Senior Secondary School	N	1	24.4	11.7	28.8	37.3	34.4
Fort Beaufort	200200154	4171006	Emdeni Senior Secondary School	N	3	39.4	25.7	28.0	37.5	30.8
Fort Beaufort	200200928	4171042	Zanobuzwe Senior Secondary School	N	3	24.0	4.8	8.3	13.6	36.8
King Williams Town	200200308	4191028	Kei Road Combined School	N	3	17.4	39.4	15.9	14.3	25.0
King Williams Town	200200418	4191037	Marheledwane High School	N	2	33.3	22.2	38.5	11.1	28.6
King Williams Town	200200831	4191111	Thembelani High School	N	3	34.8	21.4	21.2	23.7	23.5
Libode	200501135	4121031	Sobaba High School	N	1	33.9	30.8	7.9	16.7	13.6
Libode	200401302	4121037	Zanokhanyo Senior Secondary School	N	2	12.2	6.0	9.3	18.3	16.9
Lusikisiki	200501373	4041003	Gwebindlala Senior Secondary School	N	1	29.4	7.3	14.3	24.1	29.2
Mt Frere	200500984	4021027	Ntsizwa Senior Secondary School	N	1	32.7	3.4	11.2	34.6	14.5
Mthatha	200400024	4101004	Bazindlovu Senior Secondary School	N	2	20.6	40.0	35.3	18.5	36.2
Mthatha	200404018	4102006	Christ The King Int School	N		19.3	21.4	33.3	31.6	35.2
Mthatha	200400569	4101030	Mditshwa Senior Secondary School	N	3	13.0	31.4	16.7	18.5	18.4
Mthatha	200400576	4101031	Menziwa Senior Secondary School	N	1	11.0	12.5	21.9	15.9	24.6
Mthatha	200400985	4101042	Sea View Secondary School	N	1	27.4	0.0	13.2	22.0	34.1
Port Elizabeth	200100145	4221016	Ddt Jabavu High School	N	3	14.1	33.3	32.6	28.8	28.4
Port Elizabeth	200100769	4221070	Tamsanqa Secondary School	N	3	27.3	14.6	23.9	20.4	22.5
Queenstown	200600480	4071017	Mhlotshana Senior Secondary School	N	3	35.7	26.1	34.0	35.1	14.7
Queenstown	200600576	4071022	Ngubengcuka Senior Secondary School	N	3	22.7	26.3	21.9	28.6	20.9
Queenstown	200600746	4071034	Sijongephambili	N	3	20.0	25.6	38.7	28.6	29.7
Queenstown	200600760	4071035	Siyaphakama Senior Secondary School	N	3	27.3	15.8	11.5	26.7	17.7
Uitenhage	200100772	4231031	Thanduxolo Senior Secondary School	N	3	33.3	11.1	20.0	21.6	35.1

### Eastern Cape

District Name	EMIS no	Centre no	Centre name	Dinaledi	Quintile	% Achieved 2010	% Achieved 2011	% Achieved 2012	% Achieved 2013	% Achieved 2014
Uitenhage	200100881	4231035	Zanolwazi Senior Secondary School	N	3	25.0	25.0	37.5	34.0	27.8

### Kwazulu Natal

District Name	EMIS no	Centre no	Centre name	Dinaledi	Quintile	% Achieved 2010	% Achieved 2011	% Achieved 2012	% Achieved 2013	% Achieved 2014
Ilembe		5413343	Zuleka Paruk S	N	1	36.4	22.2	25.0	25.0	33.3
Ugu	500115921	5312301	Charles Hlengwa H	N	3	27.3	14.3	11.4	18.8	9.1
Umgungundlovu	500122914	5311208	Doomkloof Combined	N	3	23.8	7.7	31.8	34.4	22.7
Umzinyathi	500184112	5212240	Kwazenzele H	N	1	36.0	26.2	37.2	27.1	19.5
Empangeni	500290672	5113136	Uyaya S	N	1	34.1	5.1	19.3	31.7	36.4

### Limpopo

District Name	EMIS no	Centre no	Centre name	Dinaledi	Quintile	% Achieved 2010	% Achieved 2011	% Achieved 2012	% Achieved 2013	% Achieved 2014
Capricorn	992201502	7215174	Makama Secondary School	N	2	9.1	28.0	28.6	28.9	14.8
Capricorn	922251778	7225118	Makobateng Secondary	N	3	40.0	28.6	8.5	31.6	33.3
Capricorn	920211374	7216138	Phumatla Secondary	N	2	29.7	23.4	30.0	17.0	31.3
Capricorn	920211626	7213144	Schoongezicht High	N	1	30.4	26.5	20.3	33.9	29.4
Capricorn	920211930	7216149	Tumakgole Senior	N	2	39.0	30.6	25.0	26.1	39.0
Greater Sekhukhune	996606531	7671107	Leriana Senior Secondary School	N	2	25.4	38.5	26.5	21.4	17.5
Greater Sekhukhune	924640836	7654115	Mahlaba Secondary	N	1	33.3	23.1	12.1	29.2	10.0
Greater Sekhukhune	925610261	7614129	Mohlotlwane Secondary	N	1	34.6	29.6	6.1	33.3	28.6
Greater Sekhukhune	925611028	7614123	Monare Secondary	N	1	6.3	5.6	6.7	30.0	33.3
Greater Sekhukhune	925610292	7614131	Naka Mmakgomo Secondary	N	1	10.0	6.3	9.1	15.4	30.0
Greater Sekhukhune	925661696	7661161	Phutimogolodi Secondary School	N	1	21.4	8.3	25.0	8.3	18.2

## Limpopo

District Name	EMIS no	Centre no	Centre name	Dinaledi	Quintile	% Achieved 2010	% Achieved 2011	% Achieved 2012	% Achieved 2013	% Achieved 2014
Greater Sekhukhune	925631633	7645140	Seroletshidi Secondary	N	1	14.3	0.0	13.3	25.0	0.0
Greater Sekhukhune	925630975	7644132	Shakung Senior Secondary	N	1	21.4	20.0	40.0	5.6	30.0
Greater Sekhukhune	924650771	7631134	Zenzeleni Senior Secondary	N	1	26.1	30.8	28.6	36.0	27.6
Waterberg	921120690	7123117	Madikwe Secondary	N	2	26.5	38.6	28.0	38.1	35.4
Waterberg	921142379	7113131	Mpadi Secondary	N	2	8.5	4.0	6.1	11.1	35.3

## Summary Table

### Schools Achieved Below 40% Over 5 years

Province	No of Schools
Eastern Cape	24
Kwazulu-Natal	5
Limpopo	16

## 6. PROVINCIAL PASS RATE IN 2014





## 7. INDIVIDUAL SCHOOL RESULTS

### 7.1 EASTERN CAPE



District Name	Nat EMIS No	Centre No	Centre Name	Dinaledi	Quintile	2012			2013			2014		
						Wrote	Achieved	% Achieved	Wrote	Achieved	% Achieved	Wrote	Achieved	% Achieved
BUTTERWORTH	200300003	4161001	Amabele Senior Secondary	N	1	31	23	74.2	46	31	67.4	37	14	37.8
	200300869	4161002	Bethel College High	N		48	27	56.3	59	46	78.0	59	42	71.2
	200300024	4161003	Blythswood Institution	N	3	63	44	69.8	91	58	63.7	80	50	62.5
	200300033	4161048	Bongolethu Senior Secondary	N	2	26	22	84.6	37	24	64.9	26	13	50.0
	200300741	4161037	Butterworth High	N	4	72	46	63.9	80	71	88.8	81	61	75.3
	200300879	4164049	Butterworth Revival Christian School	N								9	6	66.7
	200300053	4161004	Cunningham Senior Secondary	N	3	87	27	31.0	72	32	44.4	61	22	36.1
	200300057	4161005	Daluhlanga Senior Secondary	N	2	107	40	37.4	80	54	67.5	83	47	56.6
	200300070	4161006	Dlulisa Senior Secondary	N	1	22	1	4.5	24	1	4.2	1	1	100.0
	200300071	4161042	Dondashe Senior Secondary	N	1	102	72	70.6	95	56	58.9	87	60	69.0
	200300870	4161007	Elukhanyisweni College	N		99	19	19.2	89	24	27.0	39	14	35.9
	200300873	4162021	Emmanuel Junior School	N								12	9	75.0
	200300788	4161009	Ezingcuka Senior Secondary	N	1	171	102	59.6	180	128	71.1	157	105	66.9
	200300744	4161008	Ezingqayi Senior Secondary	N	2	47	27	57.4	73	44	60.3	64	39	60.9
	200300093	4161010	Ezizweni Senior Secondary	N	2	95	20	21.1	63	41	65.1	81	43	53.1
	200300787	4161011	Gobe Commercial	N	2	111	82	73.9	112	73	65.2	66	55	83.3
	200300123	4161012	Gwadana Senior Secondary	N	2	25	15	60.0	37	30	81.1	24	13	54.2
	200300124	4161013	Gwelane Senior Secondary	Y	1	46	34	73.9	62	49	79.0	76	39	51.3
	200300149	4161014	Isolomzi Senior Secondary	N	1	60	45	75.0	84	57	67.9	44	39	88.6
	200300723	4161038	Jj Njeza Senior Secondary	N	1	67	34	50.7	97	68	70.1	101	52	51.5
	200300165	4161043	Jongabantu Senior Secondary	N	2	54	29	53.7	91	42	46.2	93	23	24.7
	200300169	4161044	Jongilizwe Senior Secondary	N	3	54	6	11.1	44	36	81.8	51	38	74.5
	200300189	4161015	Krazukile Senior Secondary	N	1	47	13	27.7	70	31	44.3	55	29	52.7
	200300198	4161016	Kwantozonke Senior Secondary	N	3	45	26	57.8	48	14	29.2	49	12	24.5
	200300782	4161017	Laplough Senior Secondary	N	3	136	110	80.9	144	106	73.6	101	88	87.1
	200300256	4161018	Maboboti Senior Secondary.	N	1	15	6	40.0	14	4	28.6	22	11	50.0
	200300258	4161019	Macibe Senior Secondary	N	2	81	32	39.5	90	58	64.4	53	39	73.6
	200300846	4161039	Mente Senior Secondary	N	1	35	23	65.7	71	54	76.1	62	56	90.3
	200300329	4161045	Mgomanzi Senior Secondary	N	3	68	14	20.6	86	27	31.4	58	19	32.8
	200300381	4161020	Msobomvu Senior Secondary	N	3	313	192	61.3	246	152	61.8	358	170	47.5
	200300383	4161021	Mtawelanga Senior Secondary	N	2	86	52	60.5	103	64	62.1	63	20	31.7
	200300382	4161022	Mtebele Senior Secondary	N	2	97	34	35.1	98	37	37.8	104	34	32.7
	200300164	4161049	Mzamomhle Senior Secondary.	N	3	8	6	75.0	9	8	88.9	11	2	18.2
	200300778	4161023	Ncedisizwe Senior Secondary Odary	N	1	143	92	64.3	145	77	53.1	66	39	59.1
200300420	4161024	Ndabankulu Senior Secondary	Y	3	132	87	65.9	194	152	78.4	164	126	76.8	
200300443	4164050	Ngubeszizwe Senior Secondary School	N								15	7	46.7	

District Name	Nat EMIS No	Centre No	Centre Name	Dinaledi	Quintile	2012			2013			2014		
						Wrote	Achieved	% Achieved	Wrote	Achieved	% Achieved	Wrote	Achieved	% Achieved
BUTTERWORTH	200300472	4161025	Nolitha Comprehensive Technical	N	3	24	15	62.5	105	51	48.6	72	39	54.2
	200300434	4161026	Nomaheya Senior Secondary	N	3	126	76	60.3	133	80	60.2	125	36	28.8
	200300488	4161040	Nondwe Senior Secondary Secondary	N	1	13	10	76.9	34	12	35.3	19	12	63.2
	200300533	4161041	Pakamani Senior Secondary	N	3	233	151	64.8	156	134	85.9	149	133	89.3
	200300790	4161027	Qombolo Senior Secondary	N	1	41	31	75.6	56	22	39.3	54	29	53.7
	200300574	4161028	Siyabulela Senior Secondary	N	3	40	19	47.5	53	38	71.7	47	14	29.8
	200300823	4161029	Sophakama Senior Secondary	N	2	17	13	76.5	24	11	45.8	18	16	88.9
	200300587	4161046	Tanga Senior Secondary	N	3	105	45	42.9	92	44	47.8	24	23	95.8
	200300614	4161030	Tyali Senior Secondary	N	1	233	73	31.3	380	110	28.9	99	52	52.5
	200300646	4161031	Vuli-Valley Senior Secondary	Y	4	200	107	53.5	144	107	74.3	154	82	53.2
	200300650	4161032	Vuluhlanga Senior Secondary	N	2	31	29	93.5	36	31	86.1	40	30	75.0
	200300663	4161033	Xilinx Senior Secondary	N	2	50	34	68.0	44	32	72.7	64	43	67.2
	200300677	4161034	Zanewonga Senior Secondary	N	1	61	26	42.6	56	40	71.4	49	25	51.0
	200300683	4161047	Zazulwana Senior Secondary	N	3	30	18	60.0	38	16	42.1	32	25	78.1
	200300702	4161035	Zwelandile Senior Secondary	N	3	68	29	42.6	70	32	45.7	56	30	53.6
	200300709	4161036	Zweliwelile Senior Secondary	Y	3	60	37	61.7	152	87	57.2	104	42	40.4

District Name	Nat EMIS No	Centre No	Centre Name	Dinaledi	Quintile	2012			2013			2014		
						Wrote	Achieved	% Achieved	Wrote	Achieved	% Achieved	Wrote	Achieved	% Achieved
COFIMVABA	200600003	4141001	A.M. Zantsi Senior Secondary	N	1	54	34	63.0	28	28	100.0	55	54	98.2
	200601046	4141002	Arthur Mfebe Senior Secondary	N	2	39	30	76.9	37	17	45.9	44	23	52.3
	200601077	4141029	Bubele Senior Secondary	N	1	26	8	30.8	13	4	30.8	11	7	63.6
	200600109	4141003	Cofimvaba Senior Secondary	N	3	118	106	89.8	126	112	88.9	154	136	88.3
	200601092	4141005	Daliwonga High	N	2	51	49	96.1	100	86	86.0	102	65	63.7
	200600195	4141030	Falo Senior Secondary	N	2	69	57	82.6	101	60	59.4	102	43	42.2
	200300111	4141006	Gobinamba Senior Secondary	N	3	51	37	72.5	44	34	77.3	41	30	73.2
	200601112	4141031	Hala Senior Secondary	N	1	28	10	35.7	25	18	72.0	24	18	75.0
	200601031	4141007	Isikhoba Nombewu Tech S.S.	N	2	51	23	45.1	74	56	75.7	54	32	59.3
	200600301	4141008	Isivivane Senior Secondary	N	1	33	13	39.4	19	4	21.1	30	9	30.0
	200300804	4141032	Jongizizwe Nkwenkwezi Secondary	N	2	25	5	20.0	32	18	56.3	30	14	46.7
	200600335	4141009	Khwaza Senior Secondary	Y	1	49	36	73.5	102	45	44.1	58	27	46.6
	200300207	4141010	Langaletu Senior Secondary	N	1	17	12	70.6	19	9	47.4	13	9	69.2
	200601032	4141011	Lower Seplan Senior Secondary	N	1	14	10	71.4	10	8	80.0	13	1	7.7
	200300761	4141012	Lukhanyisweni Senior Secondary	N	2	14	8	57.1	19	12	63.2	5	2	40.0
	200300279	4141013	Mangelengele	N	2	45	37	82.2	84	73	86.9	54	44	81.5
	200600456	4141014	Mazibuko Senoir Secondary	N	1	84	46	54.8	64	35	54.7	39	34	87.2
	200300343	4141015	Middle Zolo Senior Secondary	N	3	13	6	46.2	14	5	35.7	12	5	41.7
	200601096	4141016	Mtetuvumile	N	1	34	33	97.1	59	48	81.4	52	27	51.9
	200601139	4141027	Mzimvubu Senior Secondary	N	1	26	25	96.2	47	36	76.6	51	28	54.9
	200600552	4141018	Ncuncuzo Senior Secondary	Y	2	89	72	80.9	102	69	67.6	139	103	74.1
	200300845	4141019	Ndyebo-Ntsaluba Senior Secondary	N	1	55	52	94.5	52	50	96.2	51	40	78.4
	200600615	4141020	Nonkululeko Senior Secondary	N	1	14	11	78.6	26	13	50.0	20	12	60.0
	200601047	4141028	Sabata Senior Secondary	N	1	53	28	52.8	46	35	76.1	61	35	57.4
	200600756	4141021	Siyabalala Senior Secondary	N	1	37	28	75.7	48	28	58.3	70	31	44.3
	200600987	4141022	St. James Senior Secondary	Y	3	176	167	94.9	196	185	94.4	176	173	98.3
200300612	4141023	Tsomo Senior Secondary	N	3	78	71	91.0	119	88	73.9	108	69	63.9	
200601045	4141025	Zwelandile Senior Secondary	N	2	26	17	65.4	27	15	55.6	61	20	32.8	
200300711	4141026	Zwelixolile Senior Secondary	N	2	26	6	23.1	23	17	73.9	18	9	50.0	

District Name	Nat EMIS No	Centre No	Centre Name	Dinaledi	Quintile	2012			2013			2014		
						Wrote	Achieved	% Achieved	Wrote	Achieved	% Achieved	Wrote	Achieved	% Achieved
CRADOCK	200600117	4091001	Cradock High	N	5	86	82	95.3	76	74	97.4	88	81	92.0
	200600556	4091018	Cradock Prison	N	3				4	0	0.0	5	0	0.0
	200600162	4091002	Ekuphumleni Senior Secondary	N	3	34	19	55.9	31	21	67.7	24	18	75.0
	200600288	4091003	Ikwezi Senior Secondary	N	2	45	33	73.3	62	39	62.9	54	21	38.9
	200600229	4091004	Inyathi High	N	3	87	49	56.3	62	42	67.7	65	49	75.4
	200600304	4091005	J.A Calata Senior Secondary	N	3	69	52	75.4	59	52	88.1	66	56	84.8
	200600345	4091006	Kopano Senior Secondary	N	3	35	17	48.6	43	16	37.2	20	17	85.0
	200600265	4091007	Marlow Agricultural High	N	4	37	37	100.0	53	53	100.0	45	44	97.8
	200600453	4091017	Matthew Goniwe Comprehensive	N	3	41	29	70.7	55	32	58.2	24	16	66.7
	200600458	4091008	Mbekweni High	N	2	38	30	78.9	38	28	73.7	25	24	96.0
	200600482	4091009	Michausdal Secondary	N	3	116	87	75.0	67	58	86.6	60	57	95.0
	200600483	4091010	Middelburg High	N	4	32	31	96.9	32	31	96.9	33	32	97.0
	200600484	4091011	Middelland Secondary	N	3	104	88	84.6	101	64	63.4	69	64	92.8
	200600969	4091012	Phakama Hofmeyr High	N	3	45	12	26.7	31	15	48.4	12	8	66.7
	200600705	4091013	Raymond Mhlaba Senior Secondary	N	3	46	25	54.3	40	38	95.0	42	26	61.9
	200600761	4091014	Sizamile Senior Secondary	N	3	34	18	52.9	46	21	45.7	22	22	100.0
	200600819	4091015	Tarkastad High	N	4	28	28	100.0	29	26	89.7	15	15	100.0
	200600936	4091016	Zanabantu High	N	3	19	11	57.9	24	17	70.8	21	18	85.7
DUTYWA	200300008	4151001	Badi Senior Secondary	N	2	90	59	65.6	114	89	78.1	90	71	78.9
	200300011	4151002	Bashee Senior Secondary	N	1	89	38	42.7	98	46	46.9	80	43	53.8
	200300028	4151003	Bomela Senior Secondary	N	2	58	29	50.0	98	44	44.9	51	19	37.3
	200300831	4151004	Bonkolo Senior Secondary	N	3	101	29	28.7	79	26	32.9	69	30	43.5
	200300051	4151005	Colosa Senior Secondary	Y	2	159	70	44.0	87	54	62.1	143	94	65.7
	200300836	4151006	Dinizulu Senior Secondary	N	2	66	38	57.6	75	30	40.0	37	29	78.4
	200300875	4151038	Dumalisile Comprehensive High	N	1	92	33	35.9	130	52	40.0	96	65	67.7
	200400149	4151007	Elliotdale Tech	N	3	77	56	72.7	104	81	77.9	117	74	63.2
	200300086	4151008	Enoch Mamba Senior S	N	1	29	12	41.4	66	19	28.8	63	25	39.7
	200401413	4152009	Executive Academy	N		386	193	50.0	203	128	63.1	368	209	56.8
	200300100	4151010	Fort Malan Senior Secondary	N	2	38	25	65.8	90	63	70.0	51	39	76.5
	200400194	4151011	Ganizulu Senior Secondary	N	1	75	36	48.0	113	56	49.6	78	38	48.7
	200400250	4151012	Gwebityala Senior Secondary	N	1	59	17	28.8	59	22	37.3	64	22	34.4
	200401414	4152013	Idutywa School Of Excellence	N								183	77	42.1
	200400280	4151014	Jalamba Senior Secondary	N	3	68	26	38.2	61	10	16.4	13	9	69.2
	200300168	4151015	Jongilanga Senior Secondary	N	1	43	15	34.9	88	35	39.8	41	14	34.1
	200300153	4151016	JS Skenjana Senior Secondary	Y	3	197	166	84.3	254	237	93.3	225	201	89.3
	200300202	4151017	LM Malgas Senior Secondary	N	2	20	15	75.0	31	27	87.1	31	17	54.8
200300242	4151018	Lukhanyo Senior Secondary	N	1	18	11	61.1	48	20	41.7	16	1	6.3	
200300857	4151019	Lukhozana Senior Secondary	N	2	14	9	64.3	15	11	73.3	13	7	53.8	
200300850	4151020	Lurwayizo Senior Secondary	N	1	9	7	77.8	15	4	26.7	13	5	38.5	

District Name	Nat EMIS No	Centre No	Centre Name	Dinaledi	Quintile	2012			2013			2014		
						Wrote	Achieved	% Achieved	Wrote	Achieved	% Achieved	Wrote	Achieved	% Achieved
DUTYWA	200300801	4151022	Mazizini Senior Secondary	N	2	72	28	38.9	73	69	94.5	52	41	78.8
		4151042	Mdeni Senior Secondary School	N	1							84	64	76.2
	200300868	4152023	Mida	N		108	86	79.6	122	87	71.3	105	84	80.0
	200300780	4151024	Mpozolo Senior Secondary	N	1	37	12	32.4	38	25	65.8	33	14	42.4
	200400734	4151025	Ngangolwandle Senior Senior Secondary	N	1	186	105	56.5	258	191	74.0	331	230	69.5
	200300433	4151026	Ngcingwane Tech Senior Secondary.	N	3	103	62	60.2	98	46	46.9	102	65	63.7
	200300449	4151027	Ngwenze Senior Senior Secondary	N	2	98	46	46.9	161	94	58.4	121	53	43.8
	200400808	4151028	Nobangile Senior Secondary	N	1	51	17	33.3	68	25	36.8	67	26	38.8
	200300503	4151037	Nqabara Senior Secondary	N	1	89	37	41.6	133	74	55.6	101	53	52.5
	200300832	4151030	Nqabisile Senior Secondary	N	1	42	12	28.6	43	17	39.5	23	9	39.1
	200300627	4151031	Upper Gwadu Senior Secondary	N	2	49	30	61.2	49	26	53.1	50	37	74.0
	200300719	4151032	Vulingcobo Senior Secondary	N	1	60	39	65.0	62	39	62.9	84	51	60.7
	200300764	4151033	Willovale Senior Secondary	N	3	33	15	45.5	70	30	42.9	79	31	39.2
	200300666	4151034	Xolilizwe Senior Secondary	N	2	93	70	75.3	121	97	80.2	172	74	43.0
	200401208	4151035	Zwelenqaba Senior Secondary	N	1	84	25	29.8	27	22	81.5	72	24	33.3
	200300703	4151036	Zwelidumile Senior Secondary	N	1	85	31	36.5	76	57	75.0	100	33	33.0
EAST LONDON	200200091	4182001	Accord Business Academy	N		25	10	40.0	26	6	23.1	21	10	47.6
	200200009	4182002	Alphendale Sen Sec School	N	4	92	81	88.0	112	90	80.4	117	97	82.9
	200201004	4182003	Althorpe College	N		77	35	45.5	77	59	76.6	67	41	61.2
	200200035	4181004	Beaconhurst	N	5	55	55	100.0	46	46	100.0	47	47	100.0
	200201048	4181005	Bhongolethu Senior Secondary	N	2	52	33	63.5	47	30	63.8	50	39	78.0
	200200072	4181006	Blyletts Combined	Y	2	73	70	95.9	103	91	88.3	130	110	84.6
	200200060	4181007	Buchule Technical High	N	3	53	40	75.5	47	36	76.6	43	27	62.8
	200200075	4181008	Cambridge High	N	5	181	179	98.9	184	183	99.5	176	175	99.4
		4182090	Cannan Academy	N								24	11	45.8
	200201069	4182088	Centre Of Excellence	N		64	41	64.1	66	42	63.6	74	56	75.7
	200200088	4181009	Clarendon Girls High	N	5	142	142	100.0	142	142	100.0	147	147	100.0
	200200111	4181011	David Mama High	N	3	81	58	71.6	120	91	75.8	90	58	64.4
	200200139	4181052	East London Secondary	N	4	53	45	84.9	66	51	77.3	53	50	94.3
	200201035	4181012	East London Science College	N		86	66	76.7	79	75	94.9	62	62	100.0
	200200141	4181013	Ebenzer Majombozi High	Y	3	81	62	76.5	118	87	73.7	126	115	91.3
	200200168	4181053	Eric Mntonga High	N	3	58	40	69.0	30	18	60.0	46	18	39.1
	200200191	4181014	Funiwe Senior Secondary	N	2	44	39	88.6	53	51	96.2	68	61	89.7
	200200203	4181015	George Randell High	N	5	72	70	97.2	81	80	98.8	74	72	97.3
	200201018	4181090	Gonubie High School	N	4				58	57	98.3	80	77	96.3
	200200990	4181054	Goodhope Senior Secondary	N	2	34	27	79.4	70	34	48.6	51	25	49.0
200200220	4181055	Greenpoint Secondary	N	4	72	70	97.2	114	101	88.6	87	68	78.2	
200200253	4181016	Grens High	N	5	110	109	99.1	94	93	98.9	113	113	100.0	

District Name	Nat EMIS No	Centre No	Centre Name	Dinaledi	Quintile	2012			2013			2014		
						Wrote	Achieved	% Achieved	Wrote	Achieved	% Achieved	Wrote	Achieved	% Achieved
EAST LONDON	200200227	4181017	Gwaba Combined	N	3	28	18	64.3	39	25	64.1	34	19	55.9
	200200248	4181019	Hlokoma High School	N	3	39	25	64.1	50	26	52.0	76	69	90.8
	200200251	4181020	Hlumani High	N	3	61	20	32.8	61	26	42.6	64	37	57.8
	200200260	4181021	Hudson Park High	N	5	222	222	100.0	219	215	98.2	222	222	100.0
	200200985	4181056	Inkwenkwezi High	N	3	35	21	60.0	66	35	53.0	43	27	62.8
	200200455	4181022	J.F Mati Senior Secondary	N	3	73	34	46.6	33	28	84.8	44	24	54.5
	200200292	4181057	John Bissekere Secondary	N	4	132	107	81.1	156	124	79.5	121	107	88.4
	200200294	4181058	Jongilanga High	N	2	21	16	76.2	29	13	44.8	37	14	37.8
	200200296	4181059	Jonguhlanga Senior Secondary	N	3	2	2	100.0	21	8	38.1	10	5	50.0
	200200314	4181060	Khulani Commercial High	Y	3	151	121	80.1	165	137	83.0	149	121	81.2
	200200333	4181024	Kusile Comprehensive	N	3	111	72	64.9	103	64	62.1	127	92	72.4
	200200342	4181061	Kwenxura Senior Secondary	N	1	27	14	51.9	38	23	60.5	41	21	51.2
	200200359	4181026	Lilyfontein	N	5	24	24	100.0	25	25	100.0	26	26	100.0
	200200362	4181025	Lingeletu Senior Secondary	N	2	67	43	64.2	112	60	53.6	89	37	41.6
	200200371	4181062	Loyiso Senior Secondary	N	3	79	18	22.8	61	23	37.7	45	28	62.2
	200200379	4181063	Lumko High	N	3	118	84	71.2	83	72	86.7	84	66	78.6
	200200389	4181064	Luyolo Senior Secondary	N	2	6	6	100.0	10	8	80.0	6	4	66.7
	200200437	4181027	Masixole High	N	3	68	46	67.6	57	45	78.9	62	39	62.9
	200200483	4181028	Mizamo Senior Secondary	N	3	75	35	46.7	98	55	56.1	60	25	41.7
	200200495	4181029	Moses Mabhidia Senior Secondary	N	3	44	13	29.5	24	20	83.3	36	22	61.1
	200200504	4181030	Msobomvu High	N	2	26	14	53.8	8	6	75.0	10	3	30.0
	200200521	4181091	Mzamowethu Public School	N	3	41	19	46.3	28	15	53.6	39	22	56.4
	200200527	4181065	Mzokhanyo High	N	3	159	63	39.6	101	50	49.5	62	37	59.7
	200200528	4181066	Mzomhle Senior Secondary	N	3	68	44	64.7	63	44	69.8	83	51	61.4
	200201049	4181031	Mzwini Senior Secondary	N	2	24	20	83.3	24	7	29.2	14	6	42.9
	200200574	4181067	Ngwenyathi High	N	3	81	56	69.1	84	51	60.7	57	50	87.7
	200200619	4181032	Noncedo Combined	N	3	23	9	39.1	22	10	45.5	24	13	54.2
	200200639	4181068	Nowawe High	N	3	55	9	16.4	58	52	89.7	26	11	42.3
	200200658	4181033	Ntsokotha Senior Secondary	N	3	32	15	46.9	37	14	37.8	39	29	74.4
	200200664	4181034	Nyameko High	N	3	86	70	81.4	116	98	84.5	158	128	81.0
	200200996	4182035	Oxford College	N		18	3	16.7	17	3	17.6	16	7	43.8
	200200688	4181036	Philemon Ngcelwane High	N	3	95	56	58.9	101	77	76.2	78	56	71.8
	200200699	4181037	Port Rex Technical High	N	5	95	81	85.3	77	67	87.0	96	77	80.2
	200200707	4181069	Qaqamba Senior Secondary	N	3	39	27	69.2	49	43	87.8	50	40	80.0
	200200988	4181038	Qhamani Senior Secondary	N	3	11	10	90.9	9	9	100.0	13	12	92.3
	200200714	4181070	Qhasana Senior Secondary	N	3	38	19	50.0	30	13	43.3	45	28	62.2
	200200737	4181071	S.E.K Mqhayi High	N	3	69	14	20.3	38	9	23.7	34	27	79.4
	200201033	4181088	Sakhikamva High	N	3	41	21	51.2	75	14	18.7	65	30	46.2
	200200742	4181072	Sakhisizwe High	N	3	73	35	47.9	76	54	71.1	53	39	73.6
	200200748	4181039	Sandisiwe High	N	3	88	67	76.1	105	75	71.4	107	66	61.7
200200705	4181040	Selborne College Boys High	N	2	143	142	99.3	134	133	99.3	142	141	99.3	
200200765	4181041	Sikhulule High	N	3	66	36	54.5	101	48	47.5	76	41	53.9	

District Name	Nat EMIS No	Centre No	Centre Name	Dinaledi	Quintile	2012			2013			2014		
						Wrote	Achieved	% Achieved	Wrote	Achieved	% Achieved	Wrote	Achieved	% Achieved
EAST LONDON	200200767	4181073	Silimela High	N	3	42	14	33.3	24	21	87.5	38	25	65.8
	200200774	4181074	Sinethemba Senior Secondary School	N	3				63	39	61.9	75	43	57.3
	200200775	4181042	Sinikiwe High	N	3	50	21	42.0	53	34	64.2	37	27	73.0
	200200778	4181075	Sinovuyo High	N	3	67	23	34.3	57	19	33.3	48	17	35.4
	200200280	4181043	Sithembiso High	N	3	37	15	40.5	24	10	41.7	20	10	50.0
	200201002	4181076	Siyazakha Secondary	N	3	30	15	50.0	36	14	38.9	32	17	53.1
	200200802	4181077	Solomon Mahlangu Senior Secondary	N	3	72	53	73.6	81	43	53.1	61	29	47.5
	200201050	4181045	Sophathisana Senior Secondary	N	3	125	55	44.0	119	77	64.7	87	63	72.4
	200200138	4182089	St Paul's College	N		14	8	57.1	11	9	81.8	28	20	71.4
	200200822	4181078	Stirling High	N	5	216	216	100.0	205	205	100.0	199	199	100.0
	200200857	4181079	Tsholomnqa High	N	2	103	76	73.8	72	56	77.8	92	60	65.2
	200200872	4181046	Ulwazi High	N	3	48	44	91.7	66	66	100.0	47	43	91.5
	200200874	4181080	Umtiza High	N	3	104	52	50.0	104	70	67.3	105	58	55.2
	200200876	4181081	Umzuvukile High	N	2	29	13	44.8	37	17	45.9	34	25	73.5
	200201047	4181047	Unathi Secondary	N	3	84	66	78.6	98	72	73.5	95	81	85.3
	200200881	4181082	Uviwe Senior Secondary	N	3	68	52	76.5	64	59	92.2	76	66	86.8
	200200886	4183083	Vukhambe	N		8	6	75.0	8	6	75.0	6	6	100.0
	200200887	4181048	Vulamazibuko High	N	3	108	52	48.1	84	62	73.8	110	78	70.9
	200200898	4181049	Welcomewood Senior Secondary	N	2	20	3	15.0	32	17	53.1	23	8	34.8
	200200901	4181050	Westbank Bank High	N	5	77	75	97.4	79	75	94.9	72	71	98.6
200200906	4181084	Wongalethu High	N	3	70	30	42.9	105	36	34.3	110	19	17.3	
200200947	4181051	Zinzani Senior Secondary	N	3	40	20	50.0	52	30	57.7	39	27	69.2	
200200963	4181087	Zweliyandila High	N	2	95	16	16.8	85	49	57.6	79	44	55.7	
FORT BEAUFORT	200100005	4201001	Aberdeen Senior Secondary	N	3	31	18	58.1	32	18	56.3	50	20	40.0
	200100012	4171044	Adelaide Gymnasium	N	4	63	50	79.4	71	62	87.3	53	44	83.0
	200100018	4201002	Aeroville Senior Secondary	N	3	91	61	67.0	90	50	55.6	70	48	68.6
	200100024	4211001	Alexandria High	N	3	29	23	79.3	34	23	67.6	32	21	65.6
	200200002	4171001	Am Tapa Senior Secondary	N	3	38	12	31.6	43	21	48.8	49	26	53.1
	200200010	4171002	Amabhele High	N	3	23	10	43.5	30	16	53.3	15	13	86.7
	200100030	4171045	Amajingqi Senior Secondary	N	3	28	15	53.6	37	20	54.1	34	15	44.1
	200100041	4201003	Asherville Senior Secondary	N	3	68	42	61.8	100	42	42.0	79	48	60.8
	200100105	4201004	Carel Du Toit High	N	3	19	8	42.1	31	1	3.2	26	3	11.5
	200101024	4201005	Cookhouse Senior Secondary	N	3	19	12	63.2	24	12	50.0	30	6	20.0
	200200106	4171003	Dalubuhle High	N	2	16	6	37.5	38	31	81.6	21	14	66.7
	200200120	4171004	Dilizintaba Senior Secondary	N	2	19	1	5.3	32	12	37.5	24	8	33.3
	200200150	4171005	Elukhanyisweni Senior	N	2	21	10	47.6	37	28	75.7	26	14	53.8
	200200154	4171006	Emdeni Senior Secondary	N	3	50	14	28.0	48	18	37.5	39	12	30.8
	200200164	4171007	Enkwenkwezini Senior Secondary	N	3	10	8	80.0	25	20	80.0	19	16	84.2
	200100214	4171008	Eyabantu Senior Secondary	N	3	29	13	44.8	44	24	54.5	32	16	50.0



District Name	Nat EMIS No	Centre No	Centre Name	Dinaledi	Quintile	2012			2013			2014		
						Wrote	Achieved	% Achieved	Wrote	Achieved	% Achieved	Wrote	Achieved	% Achieved
FORT BEAUFORT	200200197	4171009	Gcato Senior Secondary	N	3	59	24	40.7	55	40	72.7	39	11	28.2
	200100240	4201006	Gcinibuzwe Combined	N	3	17	6	35.3	15	5	33.3	9	7	77.8
	200200202	4171011	George Mqalo High	N	3	21	6	28.6	20	13	65.0	19	9	47.4
	200100250	4201007	Gill College	Y	5	50	50	100.0	48	48	100.0	44	44	100.0
	200200209	4171010	Gobizembe High	N	3	42	25	59.5	32	17	53.1	15	11	73.3
	200100270	4211004	Graeme College Boys High	N	5	59	59	100.0	46	45	97.8	76	74	97.4
	200100296	4171012	Healdtown High	N	2	12	8	66.7	11	9	81.8	14	10	71.4
	200100300	4211005	Hendrick Kanise Combined	N	3	13	12	92.3	12	10	83.3	10	8	80.0
	200100311	4201008	Hoer Volksskool	N	5	42	42	100.0	58	57	98.3	51	51	100.0
	200100314	4201009	Hoerskool Jansenville	N	3	26	25	96.2	27	27	100.0	34	33	97.1
	200100612	4211006	Hoerskool P.J Olivier	N	5	24	23	95.8	34	30	88.2	30	26	86.7
	200100375	4211007	Ikamvalesizwe Combined	N	3	42	10	23.8	21	18	85.7	37	21	56.8
	200200269	4171013	Imingcangathelo High	N	3	45	34	75.6	65	44	67.7	45	27	60.0
	200200272	4171014	Impey Siwisa High	N	3	4	1	25.0	4	0	0.0	2	0	0.0
	200100338	4171015	Inyibiba High	N	3	64	31	48.4	30	22	73.3	61	35	57.4
	200200282	4171016	J.M Ndingwa High	N	3	42	16	38.1	43	26	60.5	43	15	34.9
	200200283	4171017	Jabavu Senior Secondary	N	3	140	45	32.1	73	47	64.4	133	69	51.9
	200100359	4201010	Johnson Nqonqoza Senior Secondary	N	3	22	20	90.9	66	44	66.7	49	30	61.2
	200200297	4171018	Josi-Marela High	N	2	36	14	38.9	44	18	40.9	31	15	48.4
	200200302	4171019	Kama High School	N	3				55	29	52.7	35	31	88.6
	200100382	4211008	Khutliso Daniels Secondary	N	3	11	7	63.6	24	11	45.8	27	7	25.9
	200100398	4201011	Klipplaat Senior Secondary	N	3	8	4	50.0	24	1	4.2	15	5	33.3
	200200330	4171060	Kulile J.S.S.	N	2	56	9	16.1	46	14	30.4	50	29	58.0
	200100419	4211009	Kuyasa Combined	N	3	49	40	81.6	57	41	71.9	51	38	74.5
	200100455	4171021	Lindani Senior Secondary	N	3	52	8	15.4	51	19	37.3	51	24	47.1
	200100462	4171046	Lonwabo High	N	3	25	8	32.0	33	11	33.3	34	15	44.1
	200200377	4171020	Lukhozi High	N	3	42	21	50.0	38	17	44.7	12	7	58.3
	200100493	4211010	Mary Water High	N	3	83	64	77.1	95	72	75.8	95	64	67.4
	200100500	4171022	Masizakhe Senior Secondary	N	3	22	11	50.0	31	8	25.8	26	3	11.5
	200200457	4171023	Mdibaniso Senior Secondary	N	2	34	11	32.4	42	19	45.2	39	18	46.2
	200200479	4171024	Mhlambiso High School	N	3				17	9	52.9	18	11	61.1
	200200496	4171025	Mpambani Mzimba High	N	3	82	37	45.1	35	19	54.3	42	20	47.6
	200200501	4171026	Mpumzi High	N	2	13	2	15.4	17	5	29.4	6	2	33.3
	200100553	4211011	Nathaniel Nyaluza Secondary	Y	3	50	16	32.0	61	25	41.0	40	22	55.0
	200200560	4171028	Ngangelizwe Senior Secondary	N	2	33	23	69.7	25	4	16.0	37	7	18.9
	200100580	4211012	Nombulelo Secondary	N	3	116	75	64.7	215	84	39.1	116	75	64.7
	200100582	4211013	Nompucuko Combined	Y	3	21	9	42.9	28	14	50.0	35	10	28.6
	200100583	4211014	Nomzamo Secondary	N	3	52	35	67.3	60	37	61.7	60	50	83.3
	200200642	4171029	Nozalisile Senior Secondary	N	3	21	10	47.6	18	12	66.7	16	11	68.8
	200100592	4201012	Nqwaba Senior Secondary	N	3	57	23	40.4	42	30	71.4	64	37	57.8
200200646	4171030	Ntabenkonyana Senior Secondary	Y	2	170	52	30.6	156	74	47.4	85	53	62.4	

District Name	Nat EMIS No	Centre No	Centre Name	Dinaledi	Quintile	2012			2013			2014		
						Wrote	Achieved	% Achieved	Wrote	Achieved	% Achieved	Wrote	Achieved	% Achieved
FORT BEAUFORT	200100597	4211015	Ntsika Secondary	N	3	52	15	28.8	61	38	62.3	47	38	80.9
	200200670	4171031	Nzululwazi High School	N	3	47	30	63.8	62	39	62.9	54	36	66.7
	200100621	4201013	Pearston Senior Secondary	N	3	44	16	36.4	49	26	53.1	33	7	21.2
	200200684	4171032	Phandulwazi Agricultural High	Y	3	64	49	76.6	49	44	89.8	53	47	88.7
	200100632	4211016	Port Alfred High	N	5	59	57	96.6	50	47	94.0	63	61	96.8
	200100651	4211017	Ribeeck East Public School	N	2	8	3	37.5	10	5	50.0	7	4	57.1
	200100672	4171033	Sakhululeka High	N	3	71	41	57.7	94	50	53.2	87	55	63.2
	200100691	4211022	Shaw Park Combined	N	2	8	1	12.5	11	2	18.2	7	3	42.9
	200200782	4171034	Siseko High	N	2	43	25	58.1	48	30	62.5	56	39	69.6
	200200790	4171035	Siyabonga Senior Secondaryschool	N	3	24	8	33.3	31	24	77.4	18	9	50.0
	200100722	4201014	Spandau Senior Secondary	N	3	95	74	77.9	85	79	92.9	156	100	64.1
	200100767	4211018	T.E.M. Mrwetyana Senior Secondaryschool	N	3	41	18	43.9	59	28	47.5	45	19	42.2
	200200828	4171036	Tamsanqa High	N	2	30	5	16.7	25	10	40.0	30	7	23.3
	200100771	4171047	Templeton High	N	4	36	30	83.3	40	31	77.5	38	32	84.2
	200200843	4171037	Thobelani Senior Secondary	N	3	46	17	37.0	39	13	33.3	32	18	56.3
	200100908	4171038	Thubalethu High	N	4	98	50	51.0	72	42	58.3	57	36	63.2
	200200862	4171039	Tyali High	N	3	13	5	38.5	8	6	75.0	9	4	44.4
	200100806	4211019	Ukhanyo Secondary	N	3	30	20	66.7	43	19	44.2	43	26	60.5
	200100807	4201015	Union High	N	5	62	59	95.2	58	57	98.3	51	49	96.1
	200100814	4211020	Velile Senior Secondary	N	3	33	17	51.5	46	30	65.2	30	21	70.0
	200100820	4211021	Victoria Girls High	N	5	75	75	100.0	82	82	100.0	84	84	100.0
	200200884	4171040	Vukani Senior Secondary	N	2	13	1	7.7	7	4	57.1	8	4	50.0
	200100858	4201016	Willowmore Senior Secondary	N	3	73	57	78.1	75	60	80.0	100	57	57.0
	200100862	4171041	Winterberg Agricultural High	N	5	24	23	95.8	52	48	92.3	37	37	100.0
	200200928	4171042	Zanobuzwe Senior Secondary	N	3	24	2	8.3	22	3	13.6	19	7	36.8
	200200960	4171043	Zwelimjongile Senior Secondary	N	2	12	9	75.0	16	10	62.5	11	10	90.9
KING WILLIAMS TOWN	200200001	4191001	A M Sityana High	N	2	58	33	56.9	50	27	54.0	42	25	59.5
	200200005	4191002	Alfred Giba Senior Secondary	N	2	3	1	33.3	14	3	21.4	19	13	68.4
	200200015	4191003	Amantinde Senior Secondary	N	3	35	8	22.9	27	15	55.6	22	15	68.2
	200200017	4191078	Amazizi Senior Secondary	N	3	19	12	63.2	79	69	87.3	123	91	74.0
	200200022	4191004	Archie Velile Senior Secondary	N	3	101	44	43.6	70	35	50.0	95	78	82.1
	200200028	4191005	B Kat Senior Secondary	N	3	15	8	53.3	20	6	30.0	20	17	85.0
	200200044	4191006	Bhisho High	Y	3	166	153	92.2	181	166	91.7	178	165	92.7
	200200058	4191007	Breidbach Senior Secondary	N	3	154	97	63.0	130	86	66.2	106	80	75.5
	200300040	4191079	Caba Senior Secondary	N	2	23	9	39.1	31	12	38.7	18	13	72.2
	200600095	4191008	Cathcart High	N	4	52	52	100.0	52	51	98.1	51	51	100.0
	200200103	4191009	Dale College Boys High	N	5	98	87	88.8	93	87	93.5	114	104	91.2
	200200126	4191010	Dondashe Senior Secondary	N	2	27	13	48.1	27	12	44.4	38	10	26.3
	200200983	4191011	Dumalisile Secondary	N	3	30	15	50.0	31	16	51.6	40	10	25.0

District Name	Nat EMIS No	Centre No	Centre Name	Dinaledi	Quintile	2012			2013			2014		
						Wrote	Achieved	% Achieved	Wrote	Achieved	% Achieved	Wrote	Achieved	% Achieved
KING WILLIAMS TOWN	200200156	4191012	Emfundweni Senior Secondary	N	2	43	24	55.8	26	18	69.2	35	19	54.3
	200200157	4191080	Emgwali Public	N	3	27	17	63.0	55	13	23.6	63	22	34.9
	200200165	4191013	Enoch Sontonga Senior Secondary	Y	3	71	39	54.9	69	61	88.4	126	110	87.3
	200200183	4191081	Forbes Grant Senior Secondary	N	3	68	42	61.8	89	57	64.0	92	22	23.9
	200600208	4191014	Fundani High	Y	3	61	25	41.0	104	65	62.5	97	47	48.5
	200200196	4191015	Gasela High	N	3	72	41	56.9	62	42	67.7	54	22	40.7
	200200201	4191082	Geju High	N	2	16	14	87.5	14	12	85.7	27	13	48.1
	200200226	4191016	Gushiphela Senior Secondary	N	2	25	22	88.0	15	13	86.7	15	9	60.0
	200200233	4191017	H.H Majiza Senior Secondary	N	3	25	21	84.0	34	17	50.0	35	10	28.6
	200200234	4191018	H.M Makinana Senior Secondary	N	2	6	4	66.7	8	7	87.5	6	6	100.0
	200200240	4191019	Hector Peterson High	N	3	194	116	59.8	159	123	77.4	166	123	74.1
	200200252	4191020	Hoerskool De Vos Malan	N	5	67	62	92.5	69	69	100.0	68	64	94.1
	200200254	4191083	Hoho Senior Secondary	N	3	49	7	14.3	17	16	94.1	39	30	76.9
	200200267	4191084	Imidushane Senior Secondary	N	3	40	12	30.0	41	20	48.8	44	18	40.9
	200200270	4191021	Imiqhayi Senior Secondary	N	3	45	33	73.3	40	25	62.5	38	22	57.9
	200200271	4191022	Imitshiza Senior Secondary	N	3	25	8	32.0	20	11	55.0	18	12	66.7
	200201016	4191114	Iqonce High	N	3	28	12	42.9	29	11	37.9	49	28	57.1
	200200763	4191023	Isihoboti Public Combined	N	3	30	6	20.0	28	19	67.9	13	12	92.3
	200200285	4191085	Jali High	N	2	55	18	32.7	54	24	44.4	29	21	72.4
	200200286	4191024	Jama Senior Secondary	N	3	19	8	42.1	12	5	41.7	23	7	30.4
	200200290	4191025	Jim Mvabaza Senior Secondary	N	2	36	21	58.3	29	14	48.3	22	10	45.5
	200200295	4191026	Jongile Nompondo Public	N	3	133	92	69.2	221	133	60.2	111	82	73.9
	200200299	4191108	July Senior Secondary	N	2	18	3	16.7	17	6	35.3	21	17	81.0
	200200303	4191086	Kanana Senior Secondary	N	2	19	2	10.5	33	22	66.7	26	14	53.8
	200200306	4191027	Kaulela Senior Secondary	N	2	28	11	39.3	35	20	57.1	20	14	70.0
	200200308	4191028	Kei Road Combined	N	3	44	7	15.9	14	2	14.3	20	5	25.0
	200200300	4191029	Kingsridge High	N	5	89	87	97.8	90	90	100.0	92	92	100.0
	200200322	4191030	Knight Marambana Comm. High	N	3	34	15	44.1	14	8	57.1	42	8	19.0
	200200328	4191087	Kubusie Combines	N	3	78	46	59.0	73	54	74.0	62	34	54.8
	200200334	4191088	Kuyasa Senior Secondary	N	3	45	34	75.6	123	69	56.1	67	43	64.2
	200200341	4191032	Kwelerana Senior Secondary	N	3	10	5	50.0	8	4	50.0	14	0	0.0
	200200345	4191033	Kwezilentaba Senior Secondary	N	3	11	4	36.4	10	1	10.0	13	10	76.9
	200200352	4191034	Langaliphumile	N	2	14	7	50.0	15	10	66.7	5	3	60.0
	200200360	4191035	Lingani Senior Secondary	N	3	31	12	38.7	19	10	52.6	24	7	29.2
	200200361	4191089	Lingelethu High	N	2	17	8	47.1	30	20	66.7	14	10	71.4
	200200387	4191036	Luxolo Hugh	N	2	17	3	17.6	24	12	50.0	26	15	57.7
200200978	4191090	Madiba High	N	2	19	2	10.5	19	12	63.2	13	3	23.1	
200200418	4191037	Marheledwane High	N	2	13	5	38.5	9	1	11.1	7	2	28.6	

District Name	Nat EMIS No	Centre No	Centre Name	Dinaledi	Quintile	2012			2013			2014		
						Wrote	Achieved	% Achieved	Wrote	Achieved	% Achieved	Wrote	Achieved	% Achieved
KING WILLIAMS TOWN	200200424	4191038	Masibonisane Senior Secondary	N	2	54	22	40.7	64	20	31.3	48	13	27.1
	200201011	4191127	Masihlangane Senior Secondary	N	3	31	10	32.3	45	16	35.6	41	15	36.6
	200200429	4191039	Masimanyane Senior Secondary	N	3	42	20	47.6	41	21	51.2	32	22	68.8
	200200440	4191040	Matomela Senoir Secondary	Y	3	60	26	43.3	44	35	79.5	54	34	63.0
	200200441	4191107	Matsa Senior Secondary	N	3	24	14	58.3	28	15	53.6	48	26	54.2
	200200451	4191041	Mbulelo Benekane H.S Senior Secondary	N	3	63	49	77.8	67	51	76.1	67	62	92.5
	200200473	4191042	Mgcawezulu Senior Secondary	N	3	56	17	30.4	35	19	54.3	55	30	54.5
	200200500	4191091	Mpumelelo Senior Secondary	N	3	11	5	45.5	26	26	100.0	26	18	69.2
	200200510	4191043	Mthwaku Senior Secondary	N	2	19	8	42.1	23	17	73.9	26	20	76.9
	200200511	4191092	Mtombe Senior Secondary	N	2	10	4	40.0	8	4	50.0	10	7	70.0
	200200530	4191093	Mzomtsha High	N	3	33	11	33.3	24	16	66.7	18	4	22.2
	200200532	4191094	Mzontsundu Senior Secondary	N	3	47	23	48.9	46	23	50.0	43	19	44.2
	200200534	4191044	Mzuxolile High	N	3	15	2	13.3	11	6	54.5	12	3	25.0
	200200537	4191045	Nangamso Senior Secondary	N	2	15	10	66.7	21	8	38.1	29	11	37.9
	200200539	4191095	Nathaniel Pamla High	N	3	75	52	69.3	72	63	87.5	115	89	77.4
	200200542	4191046	Ncedolwethu Senior Secondary	N	2	41	36	87.8	59	44	74.6	60	38	63.3
	200200422	4191112	Ndema Senior Secondary	N	2	17	4	23.5	19	11	57.9	16	6	37.5
	200200582	4191049	Njongozabantu Senior Secondary	N	2	21	16	76.2	32	20	62.5	19	16	84.2
	200200609	4191050	Nompendulo High	N	3	39	23	59.0	62	38	61.3	53	31	58.5
	200200617	4191051	Nonceba Senior Secondary Ondry	N	3	37	25	67.6	43	19	44.2	49	33	67.3
	200200635	4191052	Nosizwe High	N	3	78	36	46.2	65	42	64.6	71	36	50.7
	200200647	4191053	Ntabakandoda High	N	3	23	2	8.7	15	7	46.7	14	3	21.4
	200200682	4191054	Phakamisani Senior Secondary	N	2	10	4	40.0	9	2	22.2	9	7	77.8
	200200690	4191097	Phillip Mtywaku Sen Secondary	N	3	41	20	48.8	39	28	71.8	31	21	67.7
	200200715	4191098	Qhayiya Senior Secondary	N	2	17	14	82.4	15	14	93.3	26	21	80.8
	200200725	4191056	Rabula Senior Secondary	N	3	17	7	41.2	15	11	73.3	12	0	0.0
	200200729	4191099	Reshwa Senior Secondary	N	3	13	11	84.6	6	0	0.0	14	5	35.7
	200200730	4191100	Richard Varha High	Y	3	153	112	73.2	129	116	89.9	125	108	86.4
	200200770	4191057	Simzamil Senior Secondary	N	3	38	10	26.3	51	30	58.8	46	24	52.2
	200200789	4191058	Siyababalwa Senior Secondary	N	3	35	8	22.9	38	21	55.3	27	10	37.0
	200200791	4191059	Siyakhula Public	N	3	124	37	29.8	87	26	29.9	55	25	45.5
	200200797	4191060	Siyazama Senior Secondary	N	3	30	20	66.7	27	13	48.1	19	15	78.9
200200970	4191101	Sizingisile Senior Secondary	N	2	33	14	42.4	39	21	53.8	30	13	43.3	
200200800	4191102	Sobantu Senior Secondary	N	2	27	23	85.2	49	35	71.4	39	29	74.4	

District Name	Nat EMIS No	Centre No	Centre Name	Dinaledi	Quintile	2012			2013			2014		
						Wrote	Achieved	% Achieved	Wrote	Achieved	% Achieved	Wrote	Achieved	% Achieved
KING WILLIAMS TOWN	200200810	4191061	Sotinini Senior Secondary	N	2	14	8	57.1	14	4	28.6	19	12	63.2
	200200977	4191062	St Charles Sojola High	N	3	48	30	62.5	43	22	51.2	20	15	75.0
	200201045	4192063	St Christophers Private	N		58	45	77.6	61	53	86.9	49	42	85.7
	200200816	4191064	St Matthews High	N	2	76	72	94.7	106	95	89.6	97	64	66.0
	400200819	4193096	St. Thomas For The Deaf	N								12	1	8.3
	200601179	4192113	St. Thomas Private	N		33	30	90.9	35	29	82.9	35	33	94.3
	200200824	4191065	Stuttereim High	N	4	36	35	97.2	50	48	96.0	47	45	95.7
	200200837	4191066	Thembalabantu High	N	3	132	79	59.8	128	92	71.9	119	75	63.0
	200200838	4191103	Thembalesizwe Sen Secondary	N	3	30	23	76.7	34	13	38.2	26	14	53.8
	200200831	4191111	Thembelani High	N	3	33	7	21.2	38	9	23.7	17	4	23.5
	200200848	4191067	Toise Senior Secondary	Y	3	96	64	66.7	121	84	69.4	73	52	71.2
	200200871	4191106	Ulana Senior Secondary	N	3	16	8	50.0	25	5	20.0	16	4	25.0
	200200596	4191105	Victoria Mxenge High	N	3	14	8	57.1	19	10	52.6	31	19	61.3
	200200885	4191068	Vukile Tshwete Senior Secondary	N	2	21	19	90.5	37	25	67.6	35	17	48.6
	200201051	4191131	West Bank Sen Sec School	N	4	15	6	40.0	40	16	40.0	34	23	67.6
	200900211	4191069	Xolani Senior Secondary	N		69	58	84.1	81	62	76.5	82	79	96.3
	200200913	4191070	Z.K Matthews Senior Secondary	N	3	143	24	16.8	114	49	43.0	88	20	22.7
	200200924	4191071	Zanemfundo Senior Senior	N	2	27	18	66.7	25	14	56.0	44	4	9.1
	200200925	4191072	Zanempucuko Senior Secondary	N	3	105	54	51.4	115	74	64.3	127	84	66.1
	200200932	4191073	Zanovuyo Senior Secondary	N	2	60	18	30.0	41	20	48.8	48	21	43.8
200200946	4191074	Zimlindle High	N	2	8	5	62.5	11	4	36.4	3	1	33.3	
200200951	4191075	Zukhanye Senior Secondary	N	3	59	17	28.8	64	39	60.9	45	36	80.0	
200200956	4191076	Zwelamandlovu Senior Secondary	N	3	17	3	17.6	18	10	55.6	20	2	10.0	
200300708	4191077	Zwelivumile Senior Secondary	N	2	62	57	91.9	94	80	85.1	85	65	76.5	
LADY FRERE	200600082	4081001	Cacadu Senior Secondary	N	2	36	29	80.6	43	28	65.1	44	20	45.5
	200600139	4081002	Dordrecht High	N	4	29	28	96.6	35	35	100.0	30	30	100.0
	200600155	4081003	Echibini Senior Secondary	N	3	69	11	15.9	61	30	49.2	56	15	26.8
	200600204	4081004	Freemantle Senior Secondary	N	2	63	58	92.1	88	81	92.0	99	76	76.8
	200600211	4081005	Gcinubuzwe Senior Secondary	N	1	53	41	77.4	58	35	60.3	67	40	59.7
	200600282	4081006	Ida High	N	2	47	28	59.6	49	22	44.9	28	24	85.7
	200600286	4081007	Ikhwezi Lokusa Senior Secondary	N	1	21	4	19.0	26	20	76.9	19	11	57.9
	200600296	4081008	Indwe High	Y	4	51	47	92.2	35	30	85.7	40	34	85.0
	200600353	4081009	Kwa-Mhlontlo Senior Secondary	N	1	64	21	32.8	124	41	33.1	53	16	30.2
	200600394	4081010	Lukhanyo High	N	2	122	44	36.1	50	31	62.0	36	24	66.7
	200600447	4081011	Masikhanyise High	N	3	124	60	48.4	73	68	93.2	102	81	79.4
	200600470	4081012	Mceula Senior Secondary	N	3	99	65	65.7	52	43	82.7	78	25	32.1

District Name	Nat EMIS No	Centre No	Centre Name	Dinaledi	Quintile	2012			2013			2014		
						Wrote	Achieved	% Achieved	Wrote	Achieved	% Achieved	Wrote	Achieved	% Achieved
LADY FRERE	200601142	4081013	Mount Arthur Senior Secondary	Y	2	59	44	74.6	71	61	85.9	74	51	68.9
	200600528	4081014	Mtirara Senior Secondary	N	1	64	44	68.8	81	40	49.4	84	42	50.0
	200601146	4081015	Mzamo Senior Secondary	N	1	27	18	66.7	33	33	100.0	30	25	83.3
	200600614	4081016	Nonkqubela Senior Secondary	N	2	29	8	27.6	37	15	40.5	44	8	18.2
	200600642	4081017	Ntsokotha Senior Secondary	N	2	89	80	89.9	164	135	82.3	164	136	82.9
	200600651	4081018	Nzimankulu Senior Secondary	N	1	59	54	91.5	101	63	62.4	91	57	62.6
	200601029	4081019	Pakamani Senior Secondary	N	3	19	13	68.4	37	17	45.9	26	23	88.5
	200600673	4081020	Pumlani Senior Secondary	N	1	85	61	71.8	70	43	61.4	77	58	75.3
	200600777	4081021	Sosebenza Senior Secondary	N	2	41	26	63.4	54	26	48.1	32	18	56.3
	200600816	4081022	Tambekile Senior Secondary	N	2	48	37	77.1	53	27	50.9	51	37	72.5
	200600840	4081023	Thozamisa Senior Secondary	N	2	25	12	48.0	22	18	81.8	28	13	46.4
LIBODE	200501424	4121028	Ben Mali Senior Secondary	N	1	85	41	48.2	146	66	45.2	55	41	74.5
	200400032	4121001	Bhekizulu Senior Secondary	N	3	121	69	57.0	80	57	71.3	83	51	61.4
	200401325	4121002	Chief Henry Bokleni Senior Secondary	N	2				233	59	25.3	130	78	60.0
	200400079	4121003	Cibeni Senior Secondary	N	1	110	91	82.7	138	130	94.2	183	167	91.3
	200400096	4121004	D.Z Dumezweni Senior Secondary	N	1	149	48	32.2	118	65	55.1	113	57	50.4
	200401247	4121005	Dalibunga Comprehensive High	N	1	64	16	25.0	65	23	35.4	51	13	25.5
	200401249	4121006	Dimanda Senior Secondary	N	2	89	75	84.3	144	90	62.5	137	70	51.1
	200400199	4121007	Gcinumthetho Senior Secondary School	N	1				132	46	34.8	179	48	26.8
	200400211	4121008	Gobinamba Tech Comm. Senior Secondary	N	2	159	22	13.8	149	71	47.7	156	106	67.9
	200400253	4121009	Gxaba Senior Secondary	N	1	107	66	61.7	148	120	81.1	88	76	86.4
	200500481	4121029	Lutshaya Senior Secondary School	N	1				237	85	35.9	152	98	64.5
	200401259	4121010	Mabalengwe Senior Secondary	N	1	53	27	50.9	69	21	30.4	62	16	25.8
	200401183	4121043	Mabhulana Ndamase High School	N								61	2	3.3
	200400457	4121011	Majali Technical High	N	1	59	48	81.4	83	38	45.8	58	40	69.0
	200500542	4121030	Makukhanye Senior Secondary	N	1	100	76	76.0	109	84	77.1	68	63	92.6
	200400479	4121038	Mangala Senior Secondary	N	3	56	0	0.0	81	50	61.7	59	31	52.5
	200400596	4121012	Mhlanganisweni Comm & Tech Snr Secondary	N	1				86	34	39.5	77	35	45.5
	200400676	4121039	Mtweni Senior Secondary	N	2	72	69	95.8	140	44	31.4	115	87	75.7
	200400716	4121040	Ndamase Senior Secondary	N	2	228	127	55.7	330	188	57.0	223	120	53.8
	200400756	4121041	Ngqeleni Senior Secondary	N	2	65	30	46.2	139	70	50.4	72	10	13.9
200400775	4121013	Ngubezulu Senior Secondary	N	2	145	111	76.6	118	118	100.0	139	120	86.3	
200401238	4121014	Nogemane Senior Secondary School	N	1				131	33	25.2	167	22	13.2	

District Name	Nat EMIS No	Centre No	Centre Name	Dinaledi	Quintile	2012			2013			2014		
						Wrote	Achieved	% Achieved	Wrote	Achieved	% Achieved	Wrote	Achieved	% Achieved
LBODE	200500957	4121015	Ntafufu Senior Secondary	N	1	114	111	97.4	99	87	87.9	102	96	94.1
	200401329	4121042	Ntshilini Senior Secondary	N	1	118	31	26.3	112	60	53.6	103	41	39.8
	200400895	4121016	Nyangilizwe Senior Secondary	N	3	110	69	62.7	120	92	76.7	154	93	60.4
	200400908	4121017	Pangelele Senior Secondary	N	1	182	107	58.8	173	78	45.1	173	148	85.5
	200400918	4121018	Pondolwendlovu Senior Secondary School	N	1				61	22	36.1	57	30	52.6
	200400926	4121019	Port St Johns Senior Secondary	N	3	112	68	60.7	138	87	63.0	127	116	91.3
	200501465	4122043	Riverside Senior Secondary	N		194	91	46.9	116	54	46.6	86	40	46.5
	200400977	4121020	Sandi Senior Secondary	N	1	112	88	78.6	158	153	96.8	95	95	100.0
	200400989	4121021	Sehushe Comm	N	2	77	56	72.7	154	93	60.4	67	51	76.1
	200401017	4121022	Smuts Ndamase Senior Secondary School	N	1				215	187	87.0	9	9	100.0
	200501135	4121031	Sobaba High	N	1	38	3	7.9	60	10	16.7	44	6	13.6
	200401032	4121023	St Patricks Senior Secondary	N	3	75	72	96.0	186	184	98.9	149	149	100.0
	200501217	4121032	Toli Senior Secondary	N	1	271	248	91.5	365	332	91.0	294	286	97.3
	200401076	4121024	Tutor Ndamase Senior Secondary	N	2	129	109	84.5	199	156	78.4	201	147	73.1
	200401092	4121025	Upper Corana Senior Secondary	N	3	140	54	38.6	95	64	67.4	165	40	24.2
	200401113	4121033	Vakele Technical Senior Secondary	Y	1	64	20	31.3	71	24	33.8	79	49	62.0
	200401115	4121026	Victor Poto Senior Secondary School	N	1				85	28	32.9	89	42	47.2
	200401130	4121034	Vulindlela Senior Secondary	N	1	93	59	63.4	126	67	53.2	142	78	54.9
	200401139	4121035	Waban Senior Secondary	N	1	50	38	76.0	66	45	68.2	39	29	74.4
	200401148	4121036	Xhentse Senior Secondary	N	1	26	21	80.8	34	28	82.4	43	36	83.7
200401302	4121037	Zanokhanyo Senior Secondary	N	2	86	8	9.3	71	13	18.3	71	12	16.9	
LUSIKISIKI		4021030	Bhonxa High School	N	1							69	37	53.6
	200500046	4041001	Bodweni Senior Secondary	N	1	43	21	48.8	73	17	23.3	46	24	52.2
	200500057	4041002	Botha Sgcau Senior Secondary	N	1	94	41	43.6	43	34	79.1	133	47	35.3
	200500233	4041028	Flagstaff Comprehensive	N	3	131	67	51.1	91	45	49.5	64	50	78.1
	200501373	4041003	Gwebindlala Senior Secondary	N	1	21	3	14.3	29	7	24.1	24	7	29.2
	200500293	4041004	Hillbrow Senior Secondary	N	3	85	57	67.1	142	86	60.6	215	94	43.7
	200500333	4041005	Jiba Senior Secondary	N	1	21	11	52.4	21	12	57.1	10	3	30.0
	200500334	4041030	Jikindaba Senior Secondary	N	1	148	77	52.0	113	68	60.2	126	74	58.7
	200500395	4041031	Langa Senior Secondary	N	3	96	91	94.8	108	101	93.5	110	96	87.3
	200501593	4041055	Lusikisiki Christian School	N								8	2	25.0
	200500605	4041006	Mayibenye Senior Secondary	N	1	120	47	39.2	68	43	63.2	156	108	69.2
	200500646	4041007	Mdutshane Senior Secondary	N	1	45	14	31.1	66	25	37.9	64	27	42.2
	200500653	4041032	Meyisi Senior Secondary	N	1	92	54	58.7	101	56	55.4	128	50	39.1

District Name	Nat EMIS No	Centre No	Centre Name	Dinaledi	Quintile	2012			2013			2014		
						Wrote	Achieved	% Achieved	Wrote	Achieved	% Achieved	Wrote	Achieved	% Achieved
LUSIKISIKI	200500659	4041008	Mfundisweni Senior Secondary	N	1	56	49	87.5	86	57	66.3	103	81	78.6
	200500664	4041009	Mgezwa Senior Secondary	Y	2	180	154	85.6	181	154	85.1	212	142	67.0
	200501427	4041033	Mpingana Senior Secondary	N	1	86	4	4.7	68	15	22.1	33	15	45.5
	200500776	4041011	Mqikela Senior Senior Secondary	N	2	140	79	56.4	151	92	60.9	103	83	80.6
	200500854	4041034	Ndalisio Senior Secondary	N	1	265	185	69.8	330	185	56.1	241	171	71.0
	200501006	4041014	Palmerton High	Y	2	199	123	61.8	199	131	65.8	103	70	68.0
	200501017	4041015	Phambili Senior Secondary	N	1	109	50	45.9	57	39	68.4	98	62	63.3
	200501079	4041016	Sangoni Senior Secondary	N	2	167	116	69.5	205	125	61.0	119	86	72.3
	200501127	4041017	Siwali Senior Secondary	N	1	58	56	96.6	106	75	70.8	69	49	71.0
	200501285	4041019	Vulindlela Senior Secondary	N	1	75	45	60.0	55	30	54.5	86	44	51.2
	200501290	4041035	Walter Cingo Senior Secondary	N	1	65	49	75.4	89	61	68.5	78	52	66.7
	200501342	4041022	Zwelibongile Senior Secondary	N	1	167	77	46.1	166	89	53.6	124	67	54.0
MALUTI	200501564	4032025	Advent Comprehensive	N		40	33	82.5	84	62	73.8	47	32	68.1
	200501571	4031026	Bergview College	N		27	22	81.5	33	31	93.9	47	43	91.5
	200501574	4031025	Cedarville Public	N	2	53	38	71.7	55	33	60.0	57	33	57.9
	200501589	4032001	Focused High	N		40	38	95.0	37	27	73.0	29	23	79.3
	200500302	4031002	Hlangwini Senior Secondary	N	1	58	20	34.5	64	31	48.4	55	18	32.7
	200501580	4031003	Khanya-Naledi Combined	N	2	60	37	61.7	116	64	55.2	132	50	37.9
	200501581	4031004	King Edward High	N	4	41	39	95.1	42	41	97.6	41	41	100.0
	200500449	4031005	Ludidi Senior Secondary	N	1	44	38	86.4	34	26	76.5	42	27	64.3
	200500470	4031007	Lupindo Senior Secondary	N	2	28	15	53.6	44	26	59.1	50	34	68.0
	200500512	4031006	Magadla Senior Secondary	N	2	83	49	59.0	62	46	74.2	52	36	69.2
	200500551	4031008	Maluti Senior Secondary	N	3	75	66	88.0	130	98	75.4	114	100	87.7
	200500582	4031009	Mariazell Senior Secondary	Y	1	105	91	86.7	123	116	94.3	130	92	70.8
	200500725	4031010	Mnukwa Senior Secondary	N	1	38	20	52.6	36	16	44.4	49	6	12.2
	200500732	4031011	Moiketsi Graves Senior Secondary	N	1	69	62	89.9	109	79	72.5	82	57	69.5
	200500734	4031012	Mokheseng Senior Secondary	N	1	34	14	41.2	42	16	38.1	32	8	25.0
	200500741	4031013	Mosa Sibi Senior Secondary	N	3	101	77	76.2	94	66	70.2	109	71	65.1
	200500744	4031014	Moshesh Senior Secondary	N	1	35	14	40.0	59	11	18.6	102	9	8.8
	200500748	4031015	Mount Hargreaves Senior Secondary	N	2	103	77	74.8	101	80	79.2	69	57	82.6
	200500758	4031016	Mphatlalatsane Senior Secondary	N	2	23	15	65.2	35	21	60.0	48	14	29.2
	200500810	4031017	Mvenyane Senior Secondary	N	2	181	143	79.0	116	94	81.0	133	99	74.4
200500990	4031018	Nyaniso Senior Secondary	N	1	31	27	87.1	23	23	100.0	43	37	86.0	
200501431	4031019	Phumelele Commercial & Technical School	N	2	7	6	85.7	28	12	42.9	33	13	39.4	
200501057	4031020	Ralebitso Senior Secondary	N	1	24	12	50.0	25	10	40.0	28	14	50.0	
200501091	4031021	Sibi Senior Secondary	Y	2	91	65	71.4	66	50	75.8	66	43	65.2	
200501159	4031022	St Margaret Senior Secondary	N	2	84	55	65.5	63	41	65.1	46	27	58.7	



District Name	Nat EMIS No	Centre No	Centre Name	Dinaledi	Quintile	2012			2013			2014			
						Wrote	Achieved	% Achieved	Wrote	Achieved	% Achieved	Wrote	Achieved	% Achieved	
MALUTI	200501569	4032002	St Monica's Diocesan School	N								35	33	94.3	
	200501203	4031023	Tholang Senior Secondary	Y	3	202	137	67.8	158	133	84.2	208	139	66.8	
	200501321	4031024	Zibi Meyer Senior Secondary	N	2	30	17	56.7	20	14	70.0	35	25	71.4	
MBIZANA	200500013	4051001	Baleni Senior Secondary	N	1	92	81	88.0	126	77	61.1	121	87	71.9	
	200500041	4051002	Bizana Senior Secondary	Y	3	212	162	76.4	442	292	66.1	416	260	62.5	
	200501456	4051003	Cangci Comprehensive Technical High	Y	1	218	92	42.2	133	59	44.4	111	46	41.4	
	200501404	4051004	Chief Dumile Senior Secondary	N	1	156	119	76.3	137	77	56.2	87	84	96.6	
	200500138	4051026	Dudumeni High School	N	1	48	16	33.3	66	33	50.0	37	34	91.9	
	200500150	4051030	Dumsi Comprehensive High School	N								47	29	61.7	
	200500270	4051006	Greenville Senior Secondary	N	1	83	34	41.0	115	66	57.4	95	46	48.4	
	200500300	4051007	Hlamandana Senior Secondary	N	2	101	55	54.5	104	70	67.3	114	82	71.9	
	200501410	4051008	Madikizela Senior Secondary	N	1	118	41	34.7	33	20	60.6	58	27	46.6	
	200500580	4051009	Marelane Senior Secondary	N	1	213	180	84.5	191	145	75.9	160	131	81.9	
	200500583	4051027	Marina Comprehensive High School	N	1	49	34	69.4	75	55	73.3	103	69	67.0	
	200500639	4051010	Mdatya Senior Secondary	N	1	79	33	41.8	55	41	74.5	58	35	60.3	
	200500672	4051029	Mhlabi C.H. School	N	1	33	17	51.5	53	31	58.5	36	27	75.0	
	200500764	4051011	Mpondombini Senior Secondary	N	2	66	66	100.0	76	73	96.1	82	79	96.3	
	200500824	4051028	Mzamba Comprehensive High School	N	2	39	31	79.5	53	48	90.6	101	70	69.3	
	200500871	4051012	Ngalonkulu Senior Secondary	N	1	155	32	20.6	90	38	42.2	76	31	40.8	
	200501457	4051013	Nomagqwathekana Comp. Tech High	N	1	112	62	55.4	121	78	64.5	98	56	57.1	
	200500935	4051014	Nongeke Senior Secondary	N	1	213	149	70.0	224	148	66.1	194	142	73.2	
	200500954	4051015	Ntabezulu Senior Secondary	N	1	147	80	54.4	221	116	52.5	228	113	49.6	
	200500985	4051016	Ntukayi Senior Secondary	N	1	136	71	52.2	124	51	41.1	137	38	27.7	
	200500998	4051017	Oliver Tambo Tech	N	1	106	37	34.9	153	57	37.3	102	57	55.9	
	200501090	4051018	Shukuma Senior Secondary	N	1	150	97	64.7	181	88	48.6	179	75	41.9	
	200501123	4051019	Sithukuthezi Senior Secondary	N	1	55	36	65.5	59	51	86.4	85	53	62.4	
	200501195	4051020	Thembalesizwe Com.Tech	N	1	64	18	28.1	85	33	38.8	49	37	75.5	
	200501278	4051021	Vukayibambe Senior Secondary	N	1	70	40	57.1	57	37	64.9	79	31	39.2	
	200501280	4053025	Vukuzenzele Special	N			5	5	100.0	6	4	66.7	3	3	100.0
	200501282	4051022	Vulindlela Comp.Tech	N	3	98	53	54.1	103	45	43.7	131	66	50.4	
200501293	4051023	Winnie Mandela Comptech Senior Secondary	N	1	113	48	42.5	116	41	35.3	75	31	41.3		
200501311	4053024	Zamokuhle Special School	N						11	11	100.0	6	6	100.0	

District Name	Nat EMIS No	Centre No	Centre Name	Dinaledi	Quintile	2012			2013			2014		
						Wrote	Achieved	% Achieved	Wrote	Achieved	% Achieved	Wrote	Achieved	% Achieved
MT FLETCHER	200500027	4011001	Bethania Senior Secondary	N	1	12	11	91.7	42	32	76.2	20	7	35.0
	200401280	4011002	Dinizulu Senior Secondary	N	2	32	8	25.0	46	18	39.1	43	22	51.2
	200501208	4011003	Edward Zibi Senior Secondary	N	1	32	19	59.4	33	16	48.5	55	8	14.5
	200400282	4011004	Jamangile Senior Secondary	N	2	44	29	65.9	34	27	79.4	57	43	75.4
	200501361	4011005	Khanya Senior Secondary	N	1	85	31	36.5	115	68	59.1	46	40	87.0
	200500359	4011006	Khorong Senior Secondary	N	1	54	25	46.3	94	35	37.2	73	34	46.6
	200400338	4011007	Kuyasa Senior Secondary	N	1	46	7	15.2	69	30	43.5	18	11	61.1
	200501358	4011008	Lehana Senior Secondary	Y	1	233	174	74.7	286	211	73.8	314	217	69.1
	200500487	4011009	Luzie Drift Senior Secondary	N	1	113	84	74.3	110	84	76.4	144	91	63.2
	200400434	4011010	Maclear High	N	4	29	28	96.6	23	21	91.3	21	21	100.0
	200501371	4011011	Mhlontlo Senior Secondary	N	1	31	26	83.9	39	31	79.5	60	44	73.3
	200501058	4011012	Ramafole Senior Secondary	N	2	132	69	52.3	140	60	42.9	119	85	71.4
	200400976	4011013	Samuel Nombewu Senior Secondary	N	2	20	6	30.0	41	4	9.8	40	8	20.0
	200400993	4011020	Sibabale Senior Secondary	Y	3	32	18	56.3	61	41	67.2	68	48	70.6
	200501098	4011014	Sidinane Senior Secondary	N	2	147	123	83.7	201	140	69.7	163	130	79.8
	200401023	4011021	Sophonina Senior Secondary	N	1	13	11	84.6	26	11	42.3	17	5	29.4
	200501194	4011015	Thakabanna Senior Secondary	N	1	42	33	78.6	43	36	83.7	82	39	47.6
	200401052	4011016	Thomas Ntaba Senior Secondary	N	2	107	94	87.9	95	81	85.3	118	94	79.7
	200501388	4011017	Tsitsana Comp. Senior Secondary	N	3	16	12	75.0	26	20	76.9	34	20	58.8
200401085	4011018	Ugie High	N	4	59	59	100.0	56	56	100.0	69	66	95.7	
200401361	4011019	Umthawelanga Senior Secondary	N	3	72	44	61.1	74	59	79.7	77	30	39.0	
MT FRERE	200500005	4021001	Arthur Ngunga Senior Secondary	N	2	161	72	44.7	91	64	70.3	95	58	61.1
	200500060	4021002	Brooksnek Senior Secondary	N	2	49	11	22.4	28	10	35.7	42	18	42.9
	200500098	4021004	Colana Senior Secondary	N	1	104	30	28.8	98	68	69.4	112	48	42.9
	200500113	4021005	Daluhlanga Senior Secondary	N	2	80	48	60.0	61	45	73.8	76	42	55.3
	200500119	4021006	Dangwana Senior Secondary	N	2	133	57	42.9	120	62	51.7	171	98	57.3
		4021031	Dumezweni Senior Secondary School	N	1							102	58	56.9
		4021032	Dumsi Senior Secondary School	N	1							140	36	25.7
	200500313	4021007	Huku Senior Secondary	N	1	112	70	62.5	120	68	56.7	112	63	56.3
	200500338	4021008	Jojo Senior Secondary	N	2	41	12	29.3	59	35	59.3	83	56	67.5
	200501458	4021009	Lindelani Senior Secondary	N	3	90	60	66.7	79	61	77.2	93	82	88.2
	200500438	4021010	Loyiso Sinor Secondary	N	1	44	22	50.0	43	20	46.5	48	30	62.5
	200500479	4021024	Lutatani Senior Secondary	N	1	21	16	76.2	25	21	84.0	21	14	66.7
	200500534	4021012	Makaula Senior Secondary	N	2	134	88	65.7	170	121	71.2	214	132	61.7
	200501408	4021013	Manzamyama Senior Secondary	N	1	38	17	44.7	20	15	75.0	42	33	78.6
	4021033	Mfazwe Comprehensive Tech High Sch	N	1							50	10	20.0	

District Name	Nat EMIS No	Centre No	Centre Name	Dinaledi	Quintile	2012			2013			2014			
						Wrote	Achieved	% Achieved	Wrote	Achieved	% Achieved	Wrote	Achieved	% Achieved	
MT FRERE		4021034	Mnceba Senior Secondary School	N	2							248	176	71.0	
	200500784	4021014	Mount Ayliff Senior Secondary	N	1	240	100	41.7	207	105	50.7	145	51	35.2	
	200404016	4022017	Mount Frere Community School	N								3	2	66.7	
	200500787	4021015	Mount Frere Senior Secondary	Y	3	201	99	49.3	194	119	61.3	162	92	56.8	
	200501419	4021025	Mt White Senior Secondary	N	1	47	31	66.0	53	52	98.1	56	26	46.4	
	200500897	4021017	Ngwekazi Senior Secondary	N	2	75	35	46.7	96	35	36.5	85	42	49.4	
		4021035	Ntabankulu Senior Secondary School	N	3								105	55	52.4
		4021036	Ntsikayezwe High School	N	1								108	38	35.2
	200500984	4021027	Ntsizwa Senior Secondary	N	1	89	10	11.2	78	27	34.6	69	10	14.5	
	200501459	4021018	Nzululwazi Senior Secondary	N	2	41	33	80.5	65	35	53.8	84	39	46.4	
	200501001	4021019	Osborn Senior Secondary	N	2	55	25	45.5	79	39	49.4	108	40	37.0	
	200501070	4021026	Rode Senior Secondary	N	2	48	39	81.3	94	72	76.6	59	47	79.7	
	200501082	4021020	Sapukanduku Senior Secondary	N	2	84	16	19.0	98	32	32.7	74	25	33.8	
	200501087	4021021	Senyukele Senior Secondary	N	2	195	118	60.5	180	107	59.4	176	116	65.9	
	200501143	4021022	Sonqishe Senior Secondary	N	1	57	34	59.6	69	30	43.5	39	22	56.4	
	200501160	4021028	St Marks Senior Secondary School	N									20	4	20.0
		4021037	Sukude Senior Secondary School	N	1								50	13	26.0
	200501322	4021023	Zibokwana Senior Secondary	N	2	172	110	64.0	202	127	62.9	207	136	65.7	
	0	4021038	Zinyosini Senior Secondary School	N	1								81	43	53.1
0	4021039	Zwelakhe Senior Secondary School	N	2								132	121	91.7	
0	4022040	Zwelitsha Senior Secondary School	N	1								71	44	62.0	
MTHATHA	200404017	4101001	A.V Platjie Senior Secondary	N	3	22	19	86.4	39	24	61.5	40	28	70.0	
	200401228	4101002	Attwell Madala High	N	4	148	87	58.8	187	124	66.3	117	85	72.6	
	200400015	4101003	Bambilanga Senior Secondary	N	1	51	33	64.7	23	21	91.3	31	30	96.8	
	200400024	4101004	Bazindlovu Senior Secondary	N	2	34	12	35.3	65	12	18.5	47	17	36.2	
	200400077	4101005	Chief N.Z Mtirara Sen. Secondary	N	3	68	32	47.1	111	50	45.0	61	51	83.6	
	200404018	4102006	Christ The King Int	N		45	15	33.3	136	43	31.6	128	45	35.2	
	200400102	4101007	Dalibaso Senior Secondary	N	2	122	85	69.7	195	126	64.6	205	124	60.5	
	200400106	4101008	Dalindyabo Senior Secondary	Y	1	237	210	88.6	274	213	77.7	206	157	76.2	
	200400110	4101009	Dalukhanyo Senior Secondary	N	3	28	17	60.7	39	22	56.4	32	16	50.0	
	200400136	4101010	Dudumayo Senior Secondary	N	1	129	104	80.6	156	114	73.1	177	112	63.3	
	200400144	4101011	E.N Seku Senior Secondary	N	1	24	19	79.2	49	29	59.2	44	27	61.4	
	200401369	4101012	Efata For The Blind & Deaf	N		3	3	100.0	5	5	100.0	6	2	33.3	
	200401283	4101013	Excelsior Senior Secondary	N	4	96	76	79.2	107	93	86.9	51	41	80.4	

District Name	Nat EMIS No	Centre No	Centre Name	Dinaledi	Quintile	2012			2013			2014		
						Wrote	Achieved	% Achieved	Wrote	Achieved	% Achieved	Wrote	Achieved	% Achieved
MTHATHA	200400200	4101014	Gengqe Senior Secondary	N	2	35	12	34.3	17	8	47.1	22	1	4.5
	200400264	4101015	Hlabatshane Senior Secondary	N	1	69	44	63.8	77	51	66.2	89	45	50.6
	200401311	4101016	Holomisa Senior Secondary	N	3	81	41	50.6	69	51	73.9	67	54	80.6
	200400272	4101017	Holy Cross Senior Secondary	Y	3	165	146	88.5	201	184	91.5	192	176	91.7
	200401415	4102018	Holycross Education Centre Kiddie Land	N		127	113	89.0	110	103	93.6	97	90	92.8
	200401387	4101019	Ikwezi Technical Skill Centre	N	4	116	75	64.7	156	80	51.3	78	61	78.2
	200400300	4101020	Jongintaba Senior Secondary	N	1	33	23	69.7	41	32	78.0	41	28	68.3
	200401333	4101021	Joyi Senior Secondary	N	2	97	53	54.6	71	41	57.7	85	46	54.1
	200401269	4101022	Jumba Senior Secondary	N	3	70	31	44.3	77	49	63.6	85	64	75.3
	200401303	4102024	Khanyisa High	N		304	277	91.1	359	338	94.2	287	272	94.8
	200401390	4102025	Kings Commercial College	N		91	85	93.4	109	104	95.4	54	42	77.8
	200400336	4101026	Kulanathi Senior Secondary	N	3	73	39	53.4	86	41	47.7	60	21	35.0
	200401300	4101027	Kwanobuhle Senior Secondary	N	1	59	27	45.8	62	29	46.8	61	22	36.1
	200400357	4101028	Leslie Nkala Senior Secondary	N	3	78	19	24.4	94	30	31.9	57	23	40.4
	200400419	4101029	Lutubeni Senior Secondary	N	1	89	29	32.6	143	83	58.0	109	72	66.1
	404028	4101063	Manzolwandle Sandile Sen Secondary Sch	N	3	60	18	30.0	30	11	36.7	43	17	39.5
	200400569	4101030	Mditshwa Senior Secondary	N	3	78	13	16.7	54	10	18.5	49	9	18.4
	200400576	4101031	Menziwa Senior Secondary	N	1	64	14	21.9	63	10	15.9	57	14	24.6
	200400602	4101032	Milton Dalasile Senior Secondary	N	1	96	42	43.8	82	35	42.7	72	14	19.4
	200400603	4101033	Milton Mbekela Senior Secondary	N	2	174	79	45.4	194	125	64.4	134	92	68.7
	200401401	4102034	Morning Star Education Centre	N		40	29	72.5	56	44	78.6	8	4	50.0
	200400642	4101035	Mpeko Senior Secondary	N	3	68	44	64.7	100	71	71.0	54	41	75.9
	200401306	4101036	Mpindweni Senior Secondary	N	3	37	23	62.2	40	27	67.5	56	51	91.1
	200601166	4102048	Mthatha College Of Maths Science & Comm	N		76	67	88.2	94	50	53.2	64	29	45.3
	200401343	4101037	Ngangelizwe Senior Secondary	N	3	91	63	69.2	117	63	53.8	87	46	52.9
	200401335	4101038	Ngwayibanjwa Senior Secondary	N	3	118	80	67.8	194	106	54.6	166	91	54.8
	200401294	4101039	Nozuko Senior Secondary	Y	1	39	30	76.9	275	180	65.5	95	84	88.4
	200400495	4101059	Qingqolo Senior Secondary.	N	1	17	5	29.4	11	5	45.5	19	8	42.1
	200401252	4101040	Qokolweni Senior Secondary	N	3	82	57	69.5	135	66	48.9	84	65	77.4
	200404023	4102041	Science College	N		28	14	50.0	17	17	100.0	30	17	56.7
	200400985	4101042	Sea View Secondary	N	1	53	7	13.2	50	11	22.0	44	15	34.1
	400005	4101062	Sinolwazi Sen Secondary	N	3	59	23	39.0	85	35	41.2	74	34	45.9
	200401288	4101043	St Johns College	Y	4	486	370	76.1	303	291	96.0	367	343	93.5
	200404020	4102044	St Jude Private	N		52	38	73.1	54	50	92.6	51	29	56.9
200404015	4102045	St Martins	N		43	31	72.1	65	57	87.7	13	9	69.2	
200401409	4102046	Strategic High	N		107	47	43.9	45	40	88.9	41	33	80.5	

District Name	Nat EMIS No	Centre No	Centre Name	Dinaledi	Quintile	2012			2013			2014		
						Wrote	Achieved	% Achieved	Wrote	Achieved	% Achieved	Wrote	Achieved	% Achieved
MTHATHA	200401089	4101049	Umtata High	Y	4	93	81	87.1	113	108	95.6	87	84	96.6
	200404014	4101050	Umtata International	N	4	72	50	69.4	81	71	87.7	79	71	89.9
	200401340	4101051	Umtata Technical College	Y	3	149	105	70.5	99	67	67.7	108	79	73.1
	200401104	4101057	Upper Mpako Senior Secondary	N	1	88	52	59.1	181	64	35.4	126	31	24.6
	200401150	4101052	Xolilizwe Sangoni Senior Secondary	N	3	117	49	41.9	117	50	42.7	79	23	29.1
	200401166	4101053	Zamakulungisa Senior Secondary	N	3	205	143	69.8	285	215	75.4	317	220	69.4
	200401191	4101058	Zimele High	N	3	120	94	78.3	195	139	71.3	164	140	85.4
	200401304	4101054	Zingisa Comprehensive	Y	5	179	159	88.8	202	188	93.1	167	155	92.8
	200401210	4101055	Zwelibangile Senior Secondary	N	3	180	85	47.2	113	52	46.0	121	58	47.9
	200401225	4101056	Zwelodumo Senior Secondary	N	3	97	80	82.5	175	125	71.4	112	58	51.8
NGCOBO	200600452	4131001	Batandwa Ndondo Senior Secondary	N	3	91	71	78.0	107	71	66.4	75	49	65.3
	200600088	4131002	Cala Senior Secondary	N	3	122	36	29.5	108	85	78.7	65	59	90.8
	200400084	4131003	Clarkebury Senior Secondary	N	1	79	52	65.8	138	125	90.6	179	82	45.8
		4131027	Cwecweni Senior Secondary School	N	1							83	39	47.0
	200600123	4131020	D.M. Skosana Senior Secondary	N	2	89	41	46.1	77	49	63.6	59	37	62.7
	200400134	4131004	Dolophini Senior Secondary	N	1	67	28	41.8	64	38	59.4	65	37	56.9
	200401338	4131005	Elliot High	N	4	30	29	96.7	35	29	82.9	33	27	81.8
	200400159	4131006	Emizamoyethu Senior Secondary	N	1	24	7	29.2	44	19	43.2	32	21	65.6
	200400248	4131007	Gwarubana Senior Secondary	N	1	51	33	64.7	112	62	55.4	78	33	42.3
	200400324	4131025	Khanyolwethu Senior Secondary School	N	1				15	5	33.3	18	8	44.4
	200600359	4131009	L.Jentile Senior Secondary	N	2	27	23	85.2	39	32	82.1	30	15	50.0
	200400487	4131010	Manzana Senior Secondary	N	2	109	43	39.4	16	2	12.5	54	39	72.2
	200400504	4131011	Masikhuthale Public Secondary	N	3	30	28	93.3	82	56	68.3	51	31	60.8
	200400940	4131024	Masilingane Senior Secondary	N	1	20	17	85.0	28	25	89.3	47	29	61.7
	200400552	4131012	Mcobololo Senior Secondary	N	1	46	26	56.5	47	40	85.1	50	33	66.0
	200400584	4131013	Mgudlwa Senior Secondary	N	1	42	32	76.2	66	42	63.6	90	78	86.7
	200400693	4131014	Mzikayise Dalasile Secondary	N	2	63	48	76.2	101	77	76.2	99	67	67.7
	200401313	4131015	Nosimo Technical High	N	1	26	6	23.1	36	4	11.1	29	4	13.8
	200400893	4131016	Nyanga Senior Secondary	Y	3	243	163	67.1	216	138	63.9	211	165	78.2
	200400905	4131021	Pakamani Senior Secondary	N	1	82	56	68.3	135	98	72.6	190	158	83.2
200600743	4131022	Sifonondile Senior Secondary	N	2	21	13	61.9	22	11	50.0	24	15	62.5	
200401199	4131017	Zululiyazongoma Senior Secondary	N	1	81	74	91.4	110	93	84.5	112	104	92.9	
200401213	4131018	Zwelihle Senior Secondary	N	1	109	54	49.5	76	38	50.0	67	29	43.3	
200401223	4131019	Zwelivumile Senior Secondary	N	1	51	30	58.8	55	35	63.6	68	33	48.5	

District Name	Nat EMIS No	Centre No	Centre Name	Dinaledi	Quintile	2012			2013			2014		
						Wrote	Achieved	% Achieved	Wrote	Achieved	% Achieved	Wrote	Achieved	% Achieved
PORT ELIZABETH	200100019	4222001	Alazhar Primary Institute	N								11	11	100.0
	200100021	4221002	Alexander Road High	N	5	195	194	99.5	215	212	98.6	205	203	99.0
	200100037	4221003	Arcadia Senior Secondary	N	3	93	62	66.7	60	42	70.0	96	77	80.2
	200100957	4221004	Bertram Secondary	N	3	125	61	48.8	121	86	71.1	95	64	67.4
	200100064	4221005	Bethelsdorp Comprehensive	N	3	121	89	73.6	137	103	75.2	144	112	77.8
	200100079	4221006	Booyesen Park Secondary	N	3	31	28	90.3	62	49	79.0	74	59	79.7
	200100977	4222081	Brylin High	N		19	19	100.0	39	36	92.3	39	36	92.3
	200100104	4223007	Cape Recife High	N		37	27	73.0	29	27	93.1	28	21	75.0
	200100111	4221008	Chapman High	N	4	105	103	98.1	135	119	88.1	106	102	96.2
	200100114	4221009	Chatty Senior Secondary	N	5	31	18	58.1	66	24	36.4	90	50	55.6
	200100118	4221010	Chubekile Senior Secondary	N	3	56	37	66.1	91	50	54.9	71	37	52.1
	200100119	4221011	Cingani High	N	3	65	46	70.8	132	47	35.6	76	48	63.2
	200100131	4221012	Collegiate Girls High	N	5	142	142	100.0	139	139	100.0	139	138	99.3
	200100137	4221013	Coselelani Senior Secondary	N	3	36	14	38.9	27	15	55.6	21	17	81.0
	200100139	4221014	Cowan High	N	3	126	92	73.0	167	126	75.4	136	101	74.3
	200100151	4221015	David Livingstone Senior Secondary	N	3	18	17	94.4	53	35	66.0	81	49	60.5
	200100145	4221016	Ddt Jabavu High	N	3	43	14	32.6	52	15	28.8	74	21	28.4
	200100177	4221017	Douglas Mbopa Senior Secondary	Y	3	136	89	65.4	157	119	75.8	207	133	64.3
	200100186	4221018	E.Z Kabane High	N	3	56	18	32.1	49	24	49.0	36	25	69.4
	200100190	4222019	Ed-U-College High	N		54	34	63.0	37	26	70.3	41	29	70.7
	200100954	4221021	Ethembeni Enrichment Centre	N	5	68	63	92.6	76	74	97.4	71	70	98.6
	200100244	4221022	Gelvandale High	N	4	126	79	62.7	164	113	68.9	161	117	72.7
	200100267	4221023	Gqebera Senior Scondary	N	3	28	11	39.3	48	39	81.3	21	13	61.9
	200100277	4221024	Grey Boys	N	5	171	171	100.0	182	182	100.0	160	160	100.0
	200100308	4221025	Hillside Secondary Odary	N	3	76	50	65.8	88	51	58.0	56	44	78.6
	200100033	4221026	Hoerskool Andrew Rabie	N	5	80	73	91.3	76	71	93.4	84	71	84.5
	200100313	4221027	Hoerskool Cillie	N	3	99	84	84.8	124	110	88.7	128	124	96.9
	200100165	4221028	Hoerskool D.F Malherbe	N	5	92	91	98.9	88	87	98.9	94	93	98.9
	200100230	4221029	Hoerskool Framesby	N	5	199	198	99.5	214	210	98.1	190	189	99.5
	200100607	4221030	Hoerskool Otto Du Plessis	N	5	123	102	82.9	131	118	90.1	154	137	89.0
	200100384	4221038	Ikhwezi Lomso Comprehensive	Y	3	129	80	62.0	254	151	59.4	157	114	72.6
	200100989	4222032	Insight Learning Centre & College	N		17	7	41.2	18	14	77.8	9	7	77.8
	200100344	4221033	Ithembelihle Comprehensive	N	3	94	79	84.0	126	83	65.9	145	73	50.3
	200100347	4221034	James Jolobe Senior Secondary	N	3	55	33	60.0	92	37	40.2	86	41	47.7
	200100973	4222035	Kabega Christelike Skool	N		7	6	85.7	13	12	92.3	24	22	91.7
	200100892	4223036	Khanyisa School For The Blind	N					4	3	75.0	3	2	66.7
200100381	4221037	Khumbulani High	N	3	80	51	63.8	89	51	57.3	91	66	72.5	
200100927	4221039	Kwamagxaki High	N	3	126	31	24.6	66	49	74.2	117	80	68.4	
200100427	4221040	Kwazakhele High	Y	3	111	64	57.7	123	51	41.5	94	52	55.3	

District Name	Nat EMIS No	Centre No	Centre Name	Dinaledi	Quintile	2012			2013			2014		
						Wrote	Achieved	% Achieved	Wrote	Achieved	% Achieved	Wrote	Achieved	% Achieved
PORT ELIZABETH	200100119	4221041	Lawson Brown High	N	3	165	152	92.1	123	109	88.6	154	142	92.2
	200100133	4222042	Linkside High	N	5	110	93	84.5	138	134	97.1	98	95	96.9
	200100468	4221043	Loyiso Senior Secondary	N	3	59	35	59.3	91	44	48.4	66	50	75.8
	200100472	4221044	Lungisa High	N	3	134	56	41.8	111	66	59.5	127	82	64.6
	200100476	4221045	Lwandlekazi High	N	3	51	12	23.5	34	9	26.5	40	12	30.0
	200100477	4221046	Lwazilwethu Senior Secondary	N	3	24	9	37.5	32	20	62.5	17	13	76.5
	200100497	4221047	Masibambane Senior Secondary	N	3	64	26	40.6	96	56	58.3	99	50	50.5
	200100498	4221048	Masiphathisane Senior Secondary	N	3	258	157	60.9	159	117	73.6	145	119	82.1
	200100509	4221049	Mfesane Senior Secondary	N	3	61	40	65.6	76	52	68.4	88	75	85.2
	200100117	4221050	Morningside High	N	5	78	47	60.3	96	67	69.8	76	57	75.0
	200100531	4221051	Motherwell High	N	3	59	42	71.2	80	52	65.0	104	53	51.0
	200100546	4221052	Mzontsundu Senior Secondary	N	3	113	40	35.4	68	34	50.0	139	37	26.6
	200101034	4222053	Nasruddin Islamic High	N		24	24	100.0	38	38	100.0	25	25	100.0
	200100555	4221054	Ncedo Senior Secondary	N	3	99	63	63.6	48	37	77.1	74	58	78.4
	200100556	4221055	Ndyebo Senior Secondary	N	3	93	80	86.0	100	71	71.0	82	49	59.8
	200100558	4221056	Ndzondelelo High	N	3	131	80	61.1	185	122	65.9	170	129	75.9
	200100563	4221057	Newell Public Secondary	N	3	87	53	60.9	124	63	50.8	73	36	49.3
	200100567	4221031	Newton T.H.S	N	5	109	84	77.1	121	107	88.4	89	78	87.6
	200100893	4223058	Northern Lights	N		20	14	70.0	30	23	76.7	94	53	56.4
	200100618	4221059	Paterson High	N	4	96	82	85.4	99	77	77.8	108	87	80.6
	200100619	4221060	Pearson High	N	5	150	150	100.0	178	177	99.4	168	168	100.0
	200100626	4221061	Phakamisa Senior Secondary	N	3	63	30	47.6	74	38	51.4	87	30	34.5
	200100638	4221062	Qaphelani Senior Secondary	N	3	43	28	65.1	76	43	56.6	46	23	50.0
	200100671	4221063	Sakhisizwe Senior Secondary	N	3	54	23	42.6	30	20	66.7	79	36	45.6
	200100678	4221064	Sanctor High	N	3	179	121	67.6	142	121	85.2	210	183	87.1
	200100670	4221065	Sek Mqhayi Senior Secondary	N	3	23	10	43.5	28	21	75.0	33	24	72.7
	200100716	4221066	Sophakama Senior Secondary	N	3	18	11	61.1	57	23	40.4	31	10	32.3
	200100717	4221067	Soqhayisa Senior Secondary	N	3	37	29	78.4	54	48	88.9	56	51	91.1
	200900350	4221087	St Albans	N	5	6	2	33.3	17	7	41.2	6	5	83.3
	200100735	4221068	St James Secondary	N	5	108	49	45.4	64	58	90.6	83	68	81.9
	200100745	4221069	St Thomas Senior Secondary	Y	3	168	120	71.4	110	91	82.7	151	134	88.7
	200100769	4221070	Tamsanqa Secondary	N	3	46	11	23.9	54	11	20.4	40	9	22.5
	200100777	4221071	Tembalabantu Senior Secondary	N	3	73	25	34.2	85	26	30.6	51	17	33.3
200100918	4222072	The Hill College	N		34	31	91.2	36	35	97.2	34	32	94.1	
200100895	4222073	Theodor Herzl High	N		23	23	100.0	36	36	100.0	31	31	100.0	
200100786	4221020	Thubelihle Senior Secondary	N	3	42	21	50.0	30	21	70.0	87	13	14.9	
200100799	4221074	Tyhilulwazi Senior Secondary	N	3	51	29	56.9	48	26	54.2	59	20	33.9	
200100823	4221075	Victoria Park High	N	5	181	172	95.0	194	193	99.5	217	215	99.1	
200100830	4221076	Vulumzi Senior Secondary	N	3	56	22	39.3	53	28	52.8	47	27	57.4	

District Name	Nat EMIS No	Centre No	Centre Name	Dinaledi	Quintile	2012			2013			2014		
						Wrote	Achieved	% Achieved	Wrote	Achieved	% Achieved	Wrote	Achieved	% Achieved
PORT ELIZABETH	200100878	4221077	Walmer High	N	3	126	79	62.7	162	94	58.0	170	46	27.1
	200100846	4221078	Westering High	N	5	162	160	98.8	164	162	98.8	161	161	100.0
	200100851	4221079	Westville Secondary	N	5	99	87	87.9	139	115	82.7	123	111	90.2
	200100869	4221080	Woolhope Secondary	Y	4	130	91	70.0	151	117	77.5	160	133	83.1
QUEENSTOWN	200600004	4071001	Abambo High	N	2	100	69	69.0	94	56	59.6	104	39	37.5
	200600076	4071002	Bulelani Senior Secondary	Y	3	103	78	75.7	128	107	83.6	159	114	71.7
	200600163	4071003	Ekuphumleni High	N	3	50	45	90.0	93	66	71.0	69	57	82.6
	200600206	4071004	Funda High	Y	3	128	52	40.6	112	90	80.4	119	72	60.5
	200600245	4072043	Get Ahead	N		57	47	82.5	71	69	97.2	78	68	87.2
	200600253	4071005	Hewu	N	3	31	10	32.3	43	15	34.9	38	14	36.8
	200600693	4071006	Hexagon High	N	5	67	60	89.6	88	85	96.6	92	80	87.0
	200600267	4071007	Hoerskool Hangklip	N	5	67	65	97.0	45	41	91.1	61	59	96.7
	200600307	4071008	Joe Slovo Freedom High	N	3	91	33	36.3	74	31	41.9	114	64	56.1
	200601022	4071009	John Noah High	N	3	57	32	56.1	80	31	38.8	52	33	63.5
	200600981	4071010	Khanya High	N	3	80	19	23.8	64	18	28.1	24	11	45.8
	200601065	4071011	Kwa-Komani Comp.	N	3	166	93	56.0	202	107	53.0	159	103	64.8
	200600886	4071012	Lavelilanga Senior Secondary	N	3	18	3	16.7	22	9	40.9	27	6	22.2
	200600375	4071013	Lingelihle Senior Secondary	N	3	81	61	75.3	106	90	84.9	135	100	74.1
	200600400	4071014	Luvuyo Lerumo	Y	3	60	39	65.0	103	72	69.9	186	64	34.4
	200601105	4071015	Manzezulu Senior Secondary	N	3	16	8	50.0	47	33	70.2	49	18	36.7
	200600441	4071016	Maria Louw High	Y	5	148	128	86.5	139	115	82.7	191	122	63.9
	200600480	4071017	Mhlotshana Senior Secondary	N	3	47	16	34.0	37	13	35.1	68	10	14.7
	200600503	4071018	Molteno High	N	4	21	13	61.9	18	11	61.1	29	18	62.1
	200600539	4071019	Mzamomhle High	N	2	23	7	30.4	16	8	50.0	14	3	21.4
	200600542	4071020	N. Motman Public	N	3	51	32	62.7	64	33	51.6	59	21	35.6
	200600556	4071021	Ndlovukazi High	N	3	61	35	57.4	57	37	64.9	57	32	56.1
	200600576	4071022	Ngubengcuka Senior Secondary	N	3	32	7	21.9	63	18	28.6	43	9	20.9
	200600963	4071023	Nkwanca High	N	3	139	110	79.1	101	77	76.2	150	99	66.0
	200600986	4071024	Nompumelelo High	N	3	89	57	64.0	86	48	55.8	116	49	42.2
	200600643	4071026	Ntunja Senior Secondary	N	3	22	8	36.4	38	14	36.8	25	11	44.0
	200600799	4072027	Olivet Private	N		11	5	45.5	8	8	100.0	12	12	100.0
	200600667	4071028	Phakamani Senior Secondary	N	2	15	9	60.0	18	15	83.3	8	6	75.0
	200600691	4071029	Queen's College Boys' High	N	5	118	116	98.3	109	109	100.0	109	108	99.1
	200600694	4071030	Queenstown Girls High	N	5	94	94	100.0	90	90	100.0	103	103	100.0
	200600071	4072031	Royal Academy	N		50	26	52.0	39	36	92.3	48	41	85.4
	200600738	4071032	Sibonile Senior Secondary	N	3	17	5	29.4	22	15	68.2	22	9	40.9
	200600739	4071033	Sibuyele Combined	N	2	40	15	37.5	24	10	41.7	40	14	35.0
200600746	4071034	Sijongephambili	N	3	31	12	38.7	35	10	28.6	37	11	29.7	
200600760	4071035	Siyaphakama Senior Secondary	N	3	26	3	11.5	45	12	26.7	62	11	17.7	
200601117	4071036	Sovuka Sikhanye High	N	2	22	9	40.9	26	11	42.3	18	5	27.8	
200600779	4071037	Soyisile Senior Secondary	N	2	40	29	72.5	47	31	66.0	50	23	46.0	

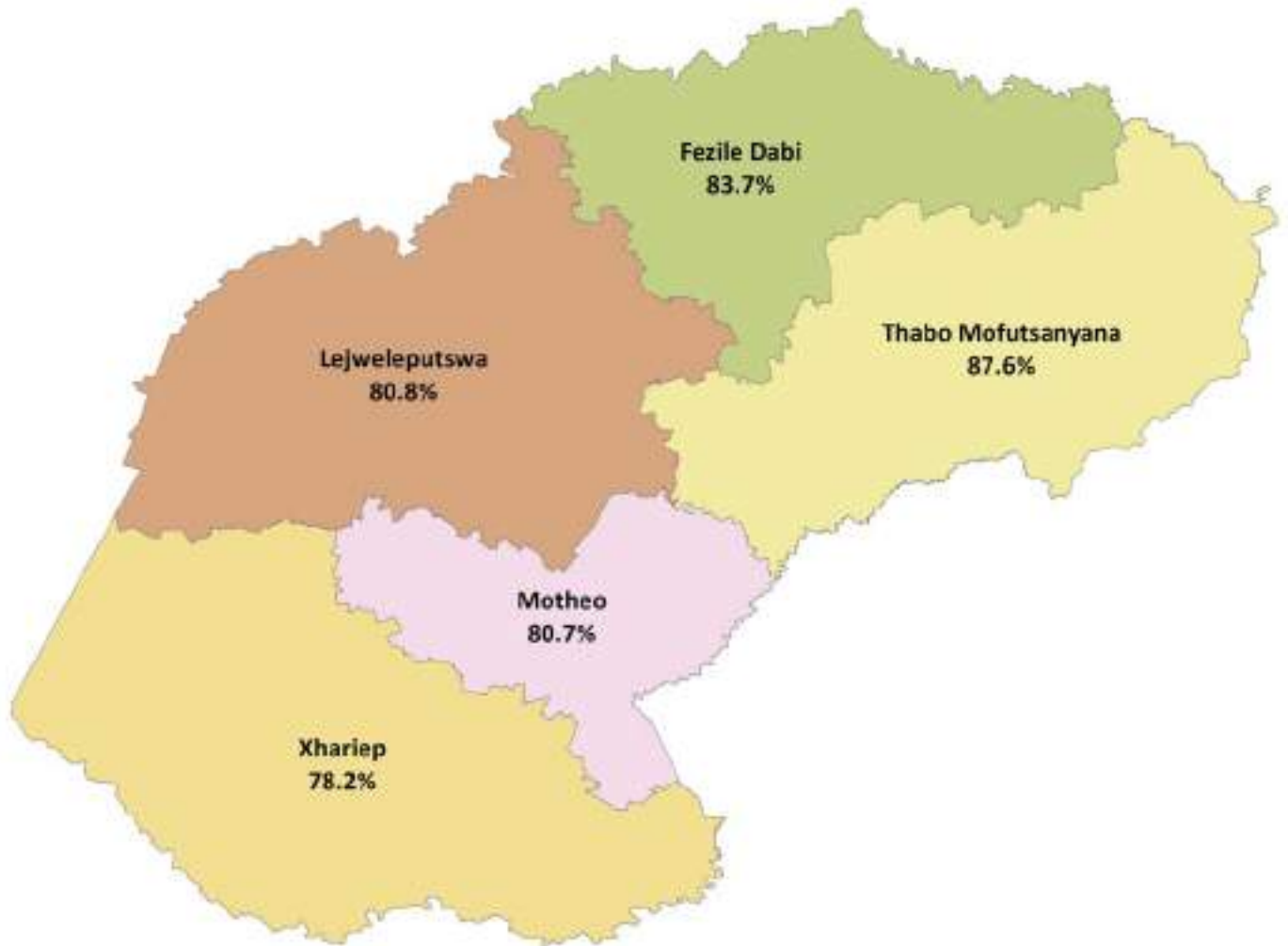


District Name	Nat EMIS No	Centre No	Centre Name	Dinaledi	Quintile	2012			2013			2014		
						Wrote	Achieved	% Achieved	Wrote	Achieved	% Achieved	Wrote	Achieved	% Achieved
QUEENSTOWN	200600885	4071038	Velalanga Senior Secondary	N	3	24	8	33.3	14	8	57.1	21	6	28.6
	200600898	4071039	Vuselela Combined	N	2	45	11	24.4	51	22	43.1	41	20	48.8
	200600903	4071040	W.B.Rubusana Senior Secondary	N	3	124	70	56.5	113	68	60.2	113	62	54.9
	200600936	4071041	Zamokuhle Senior Secondary	N	3	39	14	35.9	20	13	65.0	44	9	20.5
	200600956	4071042	Zweledinga High	N	2	51	31	60.8	72	45	62.5	82	41	50.0
QUMBU	200400034	4111001	Bele Zingcuka Technical College	N	3	31	24	77.4	65	45	69.2	46	29	63.0
	200400067	4111002	Cameron Ngudle Senior Secondary	N	2	37	33	89.2	35	34	97.1	24	23	95.8
	200400108	4111003	Daluhlanga Senior Secondary	N	1	24	11	45.8	42	25	59.5	12	9	75.0
	200400128	4111004	Dilizintaba Senior Secondary	Y	2	79	50	63.3	73	41	56.2	52	38	73.1
	200501398	4111005	Dweba Senior Secondary	N	1	33	25	75.8	54	44	81.5	27	15	55.6
	200400200	4111006	Gcisa Senior Secondary	N	2	30	7	23.3	32	21	65.6	22	14	63.6
	200400293	4111007	Jongilizwe Senior Secondary	N	3	46	28	60.9	79	12	15.2	50	33	66.0
	200400308	4111008	Joubert Ludidi Senior Secondary	N	2	156	34	21.8	104	39	37.5	40	39	97.5
	200400310	4111009	Kt Mchasana Senior Secondary	N	3	173	110	63.6	123	108	87.8	141	129	91.5
	200400363	4111010	Little Flower Senior Secondary	Y	4	136	81	59.6	174	129	74.1	78	76	97.4
	200400364	4111011	Lutuka Senior Secondary School	N	3				163	106	65.0	102	83	81.4
	200400671	4111012	Mtengwane Senior Secondary	N	2	40	15	37.5	51	23	45.1	39	25	64.1
	200400847	4111013	Nqwiliso Senior Secondary	N	1	180	64	35.6	189	93	49.2	38	35	92.1
	200400524	4111014	Qumbu Technical High	N	2	118	70	59.3	83	52	62.7	29	24	82.8
	200400958	4111015	Qumbu Village Senior Secondary	Y	4	113	67	59.3	197	95	48.2	114	88	77.2
	200401286	4111028	Reuben Ntuli Senior Secondary	N	3	64	54	84.4	122	43	35.2	38	25	65.8
	200400979	4111016	Sandy Majeke Senior Secondary	N	3	53	15	28.3	32	9	28.1	11	6	54.5
	200400989	4111017	Shawbery Senior Secondary	N	2	54	44	81.5	120	63	52.5	74	50	67.6
	200401291	4111018	Somagunya Senior Secondary	N	2	43	5	11.6	63	41	65.1	67	21	31.3
	200401027	4111019	St Bartholomews Senior Secondary	N	2	53	43	81.1	71	60	84.5	49	42	85.7
	200401028	4111020	St Cuthberths Senior Secondary	N	3	124	52	41.9	39	27	69.2	54	41	75.9
	200401035	4111021	Sulenkama Senior Secondary	N	2	21	6	28.6	43	27	62.8	19	14	73.7
	200401041	4111022	Tandani Senior Secondary	N	2	62	41	66.1	89	55	61.8	72	43	59.7
	200501219	4111023	Tolweni Senior Secondary	N	1	235	53	22.6	281	40	14.2	15	8	53.3
	200401069	4111024	Tshongweni Senior Secondary	N	3	52	30	57.7	48	30	62.5	36	22	61.1
	200400359	4111025	Tsolo High	N	3	82	49	59.8	55	36	65.5	55	43	78.2
200401321	4111026	Upper Culunca Senior Secondary	N	1	23	6	26.1	33	19	57.6	15	14	93.3	
200401143	4111027	Welsh Senior Secondary	N	1	45	18	40.0	87	22	25.3	10	8	80.0	

District Name	Nat EMIS No	Centre No	Centre Name	Dinaledi	Quintile	2012			2013			2014		
						Wrote	Achieved	% Achieved	Wrote	Achieved	% Achieved	Wrote	Achieved	% Achieved
STERKSPRUIT	200600012	4061001	Aliwal North High	N	5	92	92	100.0	78	76	97.4	85	84	98.8
	200600266	4061002	Barkly East High	N	4	32	27	84.4	24	23	95.8	25	23	92.0
	200600048	4061003	Bishop Demont Secondary	N	3	51	44	86.3	55	44	80.0	35	29	82.9
	200600049	4061004	Blikana Senior Secondary	N	2	63	24	38.1	69	28	40.6	75	37	49.3
	200600078	4061005	Burgersdorp High	N	4	42	41	97.6	47	46	97.9	45	44	97.8
	200601008	4061006	Cebolethu High	N	3	14	5	35.7	11	4	36.4	7	1	14.3
	200600152	4061007	Ebenenzer Nyathi Senior Secondary	N	3	67	30	44.8	118	30	25.4	101	43	42.6
	200600160	4061008	Egqili Senior Secondary	N	3	87	58	66.7	103	69	67.0	109	75	68.8
	200600190	4061009	Ethembeni Secondary	N	3	82	25	30.5	64	37	57.8	73	28	38.4
	200600291	4061010	Impumelelo Senior Secondary	N	3	57	30	52.6	72	54	75.0	81	65	80.2
	200600308	4061011	Jonas Goduka Senior Secondary	N	2	31	12	38.7	35	13	37.1	18	14	77.8
	200600985	4061029	Lady Grey Academy	N	4	51	45	88.2	69	64	92.8	73	70	95.9
	200600399	4061012	Luvumelwano Senior Secondary	N	2	144	50	34.7	85	36	42.4	90	41	45.6
	200600424	4061013	Malcomess Secondary	N	3	46	26	56.5	88	51	58.0	108	59	54.6
	200600428	4061014	Malikhande Senior Secondary	N	3	64	39	60.9	54	36	66.7	86	62	72.1
	200600446	4061030	Masakhane Senior Secondary	N	2	33	15	45.5	67	12	17.9	52	23	44.2
	200600476	4061015	Mehlomakhulu Senior Secondary	N	2	161	54	33.5	126	54	42.9	128	69	53.9
	200600972	4061016	Mzomhle Senior Secondary	N	2	61	20	32.8	61	32	52.5	51	27	52.9
	200600589	4061017	Nkululeko Senior Secondary	N	3	90	30	33.3	56	28	50.0	55	18	32.7
	200600606	4061018	Nompumelelo Senior Secondary	N	2	35	15	42.9	45	19	42.2	61	8	13.1
	200600638	4061019	Ntalo Senior Secondary	N	3	36	13	36.1	27	14	51.9	18	14	77.8
	200600649	4061020	Nyathela Senior Secondary	N	2	108	48	44.4	137	33	24.1	116	37	31.9
	200600670	4061021	Phambili Mzontsundu Senior Secondary	N	3	42	16	38.1	31	14	45.2	41	26	63.4
	200600708	4061022	Rex Mdebuka Senior Secondary	N	3	59	18	30.5	35	16	45.7	43	15	34.9
	200601001	4061023	Simphele Khethwa Secondary	N	3	36	20	55.6	41	10	24.4	25	10	40.0
	200600037	4061024	Sivumelene Senior Secondary	N	1	20	2	10.0	39	10	25.6	46	20	43.5
	200600795	4061025	St Teresa Senior Secondary	N	1	148	118	79.7	118	103	87.3	151	123	81.5
	200601149	4062026	Sterkspruit Christian	N		11	11	100.0	20	20	100.0	30	30	100.0
	200600801	4061027	Sterkspruit Senior Secondary	N	3	65	50	76.9	125	73	58.4	161	89	55.3
	200600849	4061028	Tlokweg Senior Secondary	Y	1	168	142	84.5	233	170	73.0	236	162	68.6
UITENHAGE	200100312	4231001	Brandwag High	N	5	161	160	99.4	163	162	99.4	183	180	98.4
	200100909	4231002	Daniel Pienaar Ths	N	5	152	137	90.1	131	121	92.4	150	140	93.3
	200100238	4231003	Gamble Street Secondary	N	3	90	68	75.6	116	75	64.7	127	112	88.2
	200101041	4232037	Global Leadership Academy	N		39	39	100.0	35	35	100.0	37	37	100.0
	200100291	4231004	Hankey Senior Secondary	N	3	82	42	51.2	71	35	49.3	87	58	66.7
	200100162	4231005	Hoerskool Despatch	N	5	133	130	97.7	147	141	95.9	149	143	96.0
	200100315	4231006	Hoerskool Mc Lachlan	N	4	22	21	95.5	23	23	100.0	19	19	100.0
	200100571	4231007	Hoerskool Nico Malan	N	5	145	143	98.6	180	180	100.0	152	150	98.7

District Name	Nat EMIS No	Centre No	Centre Name	Dinaledi	Quintile	2012			2013			2014		
						Wrote	Achieved	% Achieved	Wrote	Achieved	% Achieved	Wrote	Achieved	% Achieved
UITENHAGE	200100325	4231008	Humansdorp Senior Secondary	N	3	35	29	82.9	264	218	82.6	235	211	89.8
	200100357	4231009	John Walton Secondary	N	3	75	42	56.0	121	55	45.5	85	55	64.7
	200100390	4231010	Kirkwood High	N	4	27	27	100.0	33	32	97.0	23	23	100.0
	200100454	4231011	Limekhaya Secondary	N	3	71	61	85.9	92	43	46.7	73	42	57.5
	200100473	4231012	Lungiso Public High	N	3	6	1	16.7	17	15	88.2	42	35	83.3
	200100494	4231013	Mary Mount RC Secondary	N	5	90	68	75.6	32	20	62.5	63	46	73.0
	200100503	4231014	McCarthy Comprehensive	N	3	47	27	57.4	65	51	78.5	66	48	72.7
	200100525	4231016	Molly Blackburn Senior Secondary	N	3	212	119	56.1	248	151	60.9	253	183	72.3
	200100529	4231017	Moses Madiba Senior Secondary	N	3	36	8	22.2	42	13	31.0	38	12	31.6
	200100538	4231018	Muir College Boys High	N	5	63	54	85.7	76	68	89.5	74	68	91.9
	200100572	4231019	Nkululeko Senior Secondary	N	3	119	70	58.8	173	73	42.2	116	18	15.5
	200100917	4231020	Patensie Secondary	N	3	17	6	35.3	26	6	23.1	19	3	15.8
	200100937	4231021	Paul Sauer High	N	4	33	33	100.0	30	29	96.7	28	27	96.4
	200100627	4231022	Phaphani Senior Secondary	Y	3	59	17	28.8	68	20	29.4	54	18	33.3
	200100640	4231036	Qhayiyaletu F.E.T.	N	3	38	16	42.1	39	18	46.2	38	19	50.0
	200100650	4231023	Riebeek College Girls High	N	5	73	72	98.6	84	84	100.0	88	87	98.9
	200100657	4231024	Rocklands Intermediate	N	2	33	27	81.8	20	19	95.0	40	34	85.0
	200100674	4231025	Samkelwe Senior Secondary	N	3	32	7	21.9	37	17	45.9	37	13	35.1
	200100680	4231026	Sandisulwazi High	N	3	31	15	48.4	36	13	36.1	13	11	84.6
	200100702	4231027	Sisonke Senior Secondary	N	3	64	18	28.1	61	28	45.9	69	20	29.0
	200100713	4231028	Solomon Mahlangu High	N	3	85	25	29.4	78	37	47.4	74	54	73.0
	200100731	4231029	St Colmcille Senior Secondary	N	3	59	21	35.6	42	25	59.5	27	22	81.5
	200100750	4231030	Strelitzia High	N	5	87	78	89.7	117	105	89.7	129	118	91.5
	200100772	4231031	Thanduxolo Senior Secondary	N	3	20	4	20.0	88	19	21.6	37	13	35.1
	200100788	4231032	Tinara High	N	3	36	14	38.9	26	12	46.2	38	11	28.9
	200100802	4231033	Uitenhage Senior Secondary	N	4	208	129	62.0	236	174	73.7	184	158	85.9
	200100810	4231034	V.M Kwinana Senior Secondary	N	3	27	17	63.0	55	29	52.7	40	27	67.5
	200100881	4231035	Zanolwazi Senior Secondary	N	3	24	9	37.5	47	16	34.0	72	20	27.8

## 7.2 FREE STATE



District Name	Nat EMIS No	Centre No	Centre Name	Dinaledi	Quintile	2012			2013			2014		
						Wrote	Achieved	% Achieved	Wrote	Achieved	% Achieved	Wrote	Achieved	% Achieved
FEZILE DABI	442506316	3202001	Afrikaanse Hskool Kroonstad	N	5	110	108	98.2	110	110	100.0	109	106	97.2
	443611240	3201001	Afrikaanse Hskool Sasolburg	N	5	134	124	92.5	140	134	95.7	121	114	94.2
	443011135	3201002	Barnard Molokoane Senior Secondary	N	1	106	96	90.6	116	105	90.5	95	82	86.3
	442506237	3202002	Bodibeng Senior Secondary	N	2	37	27	73.0	89	64	71.9	62	54	87.1
	444611126	3202004	Boiphihlelo Senior Secondary	N	1	48	44	91.7	58	47	81.0	42	38	90.5
	443011180	3201004	Boitlamo Senior Secondary	N	1	79	62	78.5	119	103	86.6	94	64	68.1
	444510328	3201005	Bongane-Lebohlang Senior Secondary	N	1	50	35	70.0	60	47	78.3	37	29	78.4
	442506332	3202005	Brentparkcombined	N	3	62	39	62.9	42	35	83.3	40	34	85.0
	442506338	3202006	Calculus Kollege Ci/S	N		39	32	82.1	35	30	85.7	30	28	93.3
	443611168	3201006	Cedar Senior Secondary	N	3	115	77	67.0	135	81	60.0	147	83	56.5
	442506199	3202009	Dr Reginald Cingocombineds	Y	3	80	73	91.3	146	112	76.7	138	118	85.5
	441610084	3201007	Falesizwe Senior Secondary	Y	1	112	61	54.5	170	137	80.6	127	106	83.5
	441811277	3202011	Heilbroncombined	N	5	42	42	100.0	46	46	100.0	40	40	100.0
	443611245	3201010	Hts Sasolburg	N	5	87	72	82.8	87	78	89.7	81	75	92.6
	443611134	3201011	Iketsetsengcombineds	N	3	109	76	69.7	103	90	87.4	128	96	75.0
	442506339	3202013	Jsm Setiloane Senior Secondary	N	3	15	12	80.0	13	12	92.3	17	10	58.8
	443611280	3201051	Kahobotjha-Sakubusha Senior Secondary	N	3	75	55	73.3	81	74	91.4	76	66	86.8
	442506078	3202014	Kananelo Senior Secondary	N	3	74	68	91.9	142	111	78.2	116	101	87.1
	444306340	3202015	Kgabareng TS	N	1	17	12	70.6	23	22	95.7	34	29	85.3
	444306234	3202016	Kgolagano Senior Secondary	N	1	99	84	84.8	118	106	89.8	87	87	100.0
	442506318	3202019	Kroonstad Combined S	N	5	102	100	98.0	103	100	97.1	120	116	96.7
	442411129	3202021	Kwakwatsi Senior Secondary	N	2	42	33	78.6	44	38	86.4	42	34	81.0
	443611141	3201012	Le Notsi Senior Secondary	N	2	65	45	69.2	57	45	78.9	76	57	75.0
	442510187	3202025	Matlwangtlwang Senior Secondary	N	2	63	51	81.0	82	78	95.1	74	61	82.4
	441811178	3201015	Metsimatl Senior Secondary	N	2	24	21	87.5	40	27	67.5	25	18	72.0
	441610200	3201016	Mfundo Thuto Senior Secondary	N	2	97	79	81.4	98	79	80.6	71	61	85.9
	442506203	3202026	Motswela Senior Secondary	N	3	66	50	75.8	98	71	72.4	76	58	76.3
	440506229	3202028	Nampo S S	N	1	24	24	100.0	44	43	97.7	35	34	97.1
	442506241	3202029	Ngwathe Senior Secondary	N	2	58	50	86.2	62	58	93.5	38	34	89.5
	443611068	3201018	Nkgopoleng Senior Secondary	Y	3	98	80	81.6	139	123	88.5	163	108	66.3
	443611181	3201019	Nomsa Senior Secondary	N	2	82	44	53.7	90	72	80.0	131	83	63.4
	443011241	3201020	Parys Skool Senior Secondary	N	5	89	86	96.6	111	106	95.5	102	97	95.1
	443611162	3201021	Pele-Ya-Pele Senior Secondary	Y	3	77	60	77.9	78	63	80.8	92	73	79.3
	443011028	3201022	Phehellang Senior Secondary	N	3	33	24	72.7	59	45	76.3	58	51	87.9
	442506216	3202032	Phephetso Senior Secondary	N	3	112	89	79.5	116	99	85.3	83	67	80.7
	441811229	3202034	Phiritona Senior Secondary	N	3	103	82	79.6	140	103	73.6	138	116	84.1
	441610173	3201023	Qalabotjha Senior Secondary	N	2	71	27	38.0	62	56	90.3	77	75	97.4
	443611272	3202036	Rebatla Thuto Senior Secondary	N	2	28	21	75.0	57	50	87.7	34	29	85.3
	441610193	3201024	Refeng Thabo Senior Secondary	N	2	62	34	54.8	32	26	81.3	42	37	88.1
	444306214	3202037	Rehauhetswe S S	N	1	67	38	56.7	63	46	73.0	64	46	71.9
441610088	3201026	Retshedisitswe Senior Secondary	N	2	77	61	79.2	161	146	90.7	76	73	96.1	

District Name	Nat EMIS No	Centre No	Centre Name	Dinaledi	Quintile	2012			2013			2014		
						Wrote	Achieved	% Achieved	Wrote	Achieved	% Achieved	Wrote	Achieved	% Achieved
FEZILE DABI	444306320	3202038	Salomon Senekal Combined	N	5	19	19	100.0	28	28	100.0	23	22	95.7
	444611171	3202039	Samuel Sebege Paki Senior Secondary	N	1	82	70	85.4	79	71	89.9	101	76	75.2
	442411249	3202041	Sarel Cilliers Combined	N	3	23	23	100.0	33	33	100.0	27	26	96.3
	443611242	3201028	Sasolburg Senior Secondary	Y	5	145	142	97.9	154	153	99.4	157	154	98.1
	441811147	3202042	Sediba-Thuto Senior Secondary	N	1	83	62	74.7	71	54	76.1	79	75	94.9
		3202065	St Peter Claver	N					52	46	88.5	58	40	69.0
	442710262	3202043	Steynsrus Combined	N	4	27	25	92.6	28	28	100.0	46	44	95.7
	444306138	3202045	Thabang Senior Secondary	N	1	55	44	80.0	67	58	86.6	48	38	79.2
	442506169	3202046	Thakameso Combined S	N	2	53	37	69.8	56	54	96.4	75	61	81.3
	441610358	3201029	Tsebo-Ulwazi Senior Secondary	N	2	51	41	80.4	65	48	73.8	58	29	50.0
	441610264	3201031	Tweeling Combined	N	2	31	31	100.0	31	31	100.0	44	43	97.7
	443611170	3201032	Vaal Christian Ci/S	N		56	50	89.3	79	77	97.5	58	41	70.7
	443611244	3201033	Vaalpark Senior Secondary	N	5	70	64	91.4	76	72	94.7	88	78	88.6
	441610265	3201034	Villiers Combined	N	4	9	9	100.0	11	10	90.9	6	6	100.0
	443011203	3201035	Weiveld S S	N	1	69	66	95.7	75	73	97.3	62	59	95.2
	441610266	3201036	Wilgerivier Combined	N	5	43	42	97.7	52	52	100.0	46	46	100.0
	443011173	3201037	Yakhisiswe Senior Secondary	N	3	74	54	73.0	91	65	71.4	62	51	82.3
442506335	3202048	Zenith Ci/S	N		44	35	79.5	53	45	84.9	40	34	85.0	
LEJWELEPUTSWA	440704214	3182001	Akademia Senior Secondary	N	2	110	74	67.3	103	95	92.2	121	97	80.2
	440404129	3181001	Aramela Combined	N	2	30	27	90.0	17	14	82.4	29	21	72.4
	441912034	3182002	Bahale Senior Secondary	N	3	74	42	56.8	73	59	80.8	173	63	36.4
	440404216	3181002	Boshof Combined	N	3	65	61	93.8	82	80	97.6	77	72	93.5
	440506317	3181003	Bothaville Senior Secondary	N	5	49	49	100.0	47	47	100.0	64	63	98.4
	440506235	3181004	Bovaal A C S	N	1							6	6	100.0
	440808296	3181005	Bultfontein Combined	N	5	28	28	100.0	23	23	100.0	17	17	100.0
	444008294	3182006	Concordia Senior Secondary	N	2	57	49	86.0	61	53	86.9	70	55	78.6
	440506232	3181006	Diphetho Senior Secondary	N	1	38	30	78.9	63	45	71.4	37	32	86.5
	444712129	3181063	Edmund Rice	N		13	10	76.9	29	26	89.7	26	25	96.2
	444712056	3182008	Ed-U-College Welkom Ci/S	N		54	36	66.7	53	36	67.9	25	19	76.0
	442908251	3181008	Eldoret Senior Secondary	N	3	47	36	76.6	59	40	67.8	62	44	71.0
	444712076	3182010	Goudveld Senior Secondary	N	5	135	132	97.8	175	174	99.4	155	151	97.4
	440808282	3181009	Hanover C F S	N	1	13	13	100.0	15	11	73.3	16	6	37.5
	444412077	3182011	Harmonie Senior Secondary	N	5	93	77	82.8	83	76	91.6	76	72	94.7
	441912078	3182013	Hennenman Senior Secondary	N	5	48	44	91.7	47	45	95.7	46	45	97.8
	444412079	3182014	Hentie Cilliers H S	N	5	121	112	92.6	97	94	96.9	133	128	96.2
	442008297	3181010	Hoopstad Combined	N	5	17	17	100.0	20	20	100.0	25	25	100.0
	444712082	3182015	Hts Welkom	N	5	90	73	81.1	93	85	91.4	120	89	74.2
	444908323	3181011	Iphateleng Senior Secondary	N	1	32	21	65.6	50	40	80.0	47	34	72.3
	445008310	3182016	Ipopeng Senior Secondary	N	2	49	27	55.1	55	32	58.2	32	18	56.3
	444908152	3181012	Ithabeleng Senior Secondary	N	1	115	76	66.1	80	61	76.3	95	79	83.2
	444908008	3181013	Itokisetseng C F S	N	1	6	6	100.0	14	11	78.6	10	10	100.0
	442908321	3181015	J C Motumi Senior Secondary	N	2	31	28	90.3	65	54	83.1	89	65	73.0
440704040	3181016	Kagisano Combined	N	2	11	11	100.0	28	27	96.4	14	12	85.7	

District Name	Nat EMIS No	Centre No	Centre Name	Dinaledi	Quintile	2012			2013			2014		
						Wrote	Achieved	% Achieved	Wrote	Achieved	% Achieved	Wrote	Achieved	% Achieved
LEJWELEPUTSWA	440404264	3181045	Kghololosego Senior Secondary	N	1	36	24	66.7	37	28	75.7	30	21	70.0
	441912110	3182017	Kheleng Senior Secondary	Y	3	70	61	87.1	122	103	84.4	89	74	83.1
	442908307	3181019	Kutloanong Senior Secondary	N	1	97	91	93.8	148	132	89.2	150	122	81.3
	442908319	3181020	La Wesi Senior Secondary	N	3	72	49	68.1	54	48	88.9	90	53	58.9
	444712002	3182018	Lebogang Senior Secondary	N	3	109	97	89.0	116	112	96.6	115	93	80.9
	444712127	3182067	Lekgarietse	N	3	40	35	87.5	80	74	92.5	55	50	90.9
	444712029	3182019	Lenakeng T	N	2	85	35	41.2	42	34	81.0	61	25	41.0
	444712040	3182020	Lephola Combined S	N	3	135	88	65.2	134	89	66.4	152	102	67.1
	444712044	3182021	Leseding T	Y	3	132	125	94.7	126	122	96.8	144	112	77.8
	444712114	3182023	Letsete Senior Secondary	N	2	92	71	77.2	184	147	79.9	186	101	54.3
	440506227	3181022	Mamellang-Thuto Senior Secondary	N	1	48	39	81.3	106	83	78.3	93	82	88.2
	444412025	3182024	Mamello Senior Secondary	N	2	128	120	93.8	138	130	94.2	106	94	88.7
	444412119	3182025	Marematlou Senior Secondary	Y	1	135	131	97.0	170	168	98.8	184	171	92.9
	444206211	3182026	Matseripe Senior Secondary	N	1	141	89	63.1	122	92	75.4	112	78	69.6
	444412113	3182028	Meloding Senior Secondary	N	2	107	100	93.5	101	95	94.1	76	69	90.8
	444908243	3181026	Monyakeng Senior Secondary	N	1	26	24	92.3	31	26	83.9	39	35	89.7
	440506102	3181028	Mophate Senior Secondary	N	2	61	55	90.2	116	112	96.6	89	77	86.5
	442908234	3181029	Mosala Senior Secondary	N	3	25	20	80.0	58	44	75.9	89	66	74.2
	445008150	3182030	Naledi-Ya-Botjabela Senior Secondary	N	1	42	37	88.1	75	64	85.3	40	36	90.0
	444712052	3182031	Nanabolela 1 Senior Secondary	N	2	92	81	88.0	76	64	84.2	66	57	86.4
	440506198	3181031	Oziel Selele Combined S	N	1	75	65	86.7	77	67	87.0	76	62	81.6
	442908055	3181033	Phehello Senior Secondary	N	1	107	82	76.6	144	122	84.7	81	69	85.2
	440808312	3181027	Rainbow Senior Secondary	N	1	59	53	89.8	98	79	80.6	87	60	69.0
	442908180	3181035	Rearabetswe Senior Secondary	N	3	99	76	76.8	118	92	78.0	138	123	89.1
	444412047	3182035	Reatlehile Senior Secondary	N	3	79	64	81.0	55	42	76.4	61	44	72.1
	440704141	3182037	Refihletse Combined	N	2	27	20	74.1	17	16	94.1	8	7	87.5
	442008316	3181037	Relekile Senior Secondary	N	1	69	42	60.9	59	55	93.2	72	61	84.7
	440808153	3181038	Repholositswe Senior Secondary	Y	1	58	40	69.0	62	49	79.0	90	65	72.2
	444712115	3182075	Rheeder Park Combined	N	2	37	29	78.4	44	34	77.3	48	33	68.8
	444712080	3182039	Riebeekstad Senior Secondary	N	5	85	79	92.9	109	105	96.3	81	79	97.5
	444908298	3181039	Sandveld Combined	N	5	12	12	100.0	25	25	100.0	29	29	100.0
	440404259	3181040	Senzile Combined	N	1	68	59	86.8	63	51	81.0	63	54	85.7
	442908239	3181041	Seqhobong Senior Secondary	N	1	59	41	69.5	110	95	86.4	73	60	82.2
	440704219	3182045	Staatspres. Swart Combined	N	5	42	42	100.0	39	38	97.4	31	31	100.0
	444008151	3182046	Taiwe Senior Secondary	N	2	79	77	97.5	54	54	100.0	55	55	100.0
	444712033	3182047	Teto Senior Secondary	Y	3	164	137	83.5	199	171	85.9	175	147	84.0
	444008299	3182048	Theunissen Combined	N	5	19	18	94.7	15	15	100.0	18	18	100.0
	444712020	3182049	Thotagauta Senior Secondary	N	3	101	80	79.2	131	97	74.0	127	104	81.9
	442008225	3181043	Tikwane Combined S	N	1	58	52	89.7	80	73	91.3	52	45	86.5
	444712081	3182054	Unitas Combined S	N	5	141	102	72.3	152	96	63.2	155	117	75.5
444712083	3182058	Welkom High Senior Secondary	Y	5	188	179	95.2	183	169	92.3	209	190	90.9	
444712107	3182059	Welkom Senior Secondary	N	3	80	51	63.8	44	37	84.1	56	35	62.5	

District Name	Nat EMIS No	Centre No	Centre Name	Dinaledi	Quintile	2012			2013			2014		
						Wrote	Achieved	% Achieved	Wrote	Achieved	% Achieved	Wrote	Achieved	% Achieved
LEJWELEPUTSWA	444712075	3182060	Welkom-Gimnasium Senior Secondary	N	5	158	157	99.4	152	152	100.0	169	167	98.8
	442908295	3181046	Wessel Maree Senior Secondary	N	5	42	42	100.0	49	49	100.0	42	41	97.6
	445008300	3182061	Winburg combined	N	3	31	29	93.5	40	37	92.5	27	27	100.0
MOTHEO	440304273	3171095	Academy Of Excellence Ci/S	N		23	17	73.9	15	14	93.3	30	26	86.7
	440304267	3171001	Accelerated Christian College Si/S	N		32	31	96.9	50	44	88.0	41	36	87.8
	443907314	3173002	Albert Moroka Senior Secondary	N	3	72	69	95.8	85	85	100.0	102	102	100.0
	440303261	3171003	Atlehang Senior Secondary	N	3	154	123	79.9	132	122	92.4	159	127	79.9
	440304187	3171089	Bainsvlei Combined	N	2	29	27	93.1	26	26	100.0	50	49	98.0
	443907315	3173003	Bartimea School For The Deaf And Blind	N					11	9	81.8	5	4	80.0
	440304212	3171004	Bloemfontein Senior Secondary	N	5	138	130	94.2	125	124	99.2	140	134	95.7
	444802126	3172039	Bloemfontein South High Senior Secondary	N	5	88	77	87.5	81	78	96.3	112	87	77.7
	440304255	3171008	Brebner Senior Secondary	Y	5	183	174	95.1	198	187	94.4	297	283	95.3
	440304207	3171055	C And N H Meisieskool Oranje	N	5	123	123	100.0	134	133	99.3	117	117	100.0
	440303127	3171009	Calculus Bloemfontein Si/S	N		50	40	80.0	71	53	74.6	86	77	89.5
	440303237	3171010	Castlebridge Ci/S	N		32	21	65.6	42	25	59.5	29	18	62.1
	441002116	3171011	Christiaan De Wetcombined	N	4	48	43	89.6	48	48	100.0	56	54	96.4
	440304223	3171012	Christian Brothers College Ci/S	N		25	25	100.0	29	29	100.0	24	24	100.0
	443907266	3173005	Christian Liphoko I S	N	3	42	26	61.9	52	41	78.8	45	43	95.6
	440303102	3171013	Commtechcombineds	N	3	131	92	70.2	124	84	67.7	150	123	82.0
	445802129	3171115	Curro Bloemfontein Independent School	N					13	12	92.3	8	8	100.0
	440303196	3171015	Dr Viljoen Combined	N	5	81	73	90.1	98	84	85.7	97	88	90.7
	440304241	3171016	Dr. Blok Senior Secondary	N	4	81	51	63.0	91	71	78.0	79	63	79.7
	440304210	3171017	Eunice Senior Secondary	Y	5	179	179	100.0	185	185	100.0	177	177	100.0
	441207293	3173006	Excelsior Combined	N	3	20	10	50.0	18	15	83.3	23	19	82.6
	440303188	3171019	Fichardtpark Senior Secondary	N	5	183	179	97.8	167	166	99.4	196	196	100.0
	443907250	3173007	Goronyane Senior Secondary	N	3	115	89	77.4	70	62	88.6	147	81	55.1
	440304211	3171021	Grey-Kollege Senior Secondary	N	5	229	225	98.3	233	230	98.7	221	218	98.6
	440304265	3171022	Headstart High Si/S	N		113	51	45.1	72	59	81.9	68	33	48.5
	440304183	3171023	Heatherdale Combined S	N	5	109	105	96.3	136	134	98.5	133	128	96.2
	440303052	3171025	Hodisa T S	N	3	95	64	67.4	110	97	88.2	80	42	52.5
	440303194	3171026	Hts Louis Botha	N	5	241	223	92.5	250	234	93.6	224	176	78.6
	440303032	3171028	Ikaelelo Senior Secondary	N	3	89	56	62.9	98	80	81.6	111	86	77.5
	442607336	3173009	Itokisetseng Bokamoso Senior Secondary	N	2	31	19	61.3	23	20	87.0	58	41	70.7
	440303189	3171030	Jim Fouche Senior Secondary	N	5	192	191	99.5	200	200	100.0	202	202	100.0
	440304117	3171031	Kaelang Senior Secondary	N	4	78	54	69.2	143	112	78.3	53	46	86.8
	440303070	3171033	Kagisho Combineds	N	4	196	157	80.1	178	143	80.3	101	80	79.2
440602034	3172007	Kgauho Senior Secondary	N	2	127	90	70.9	147	114	77.6	174	138	79.3	
440602053	3172008	Kgorathuto Senior Secondary	Y	1	130	87	66.9	180	147	81.7	183	79	43.2	



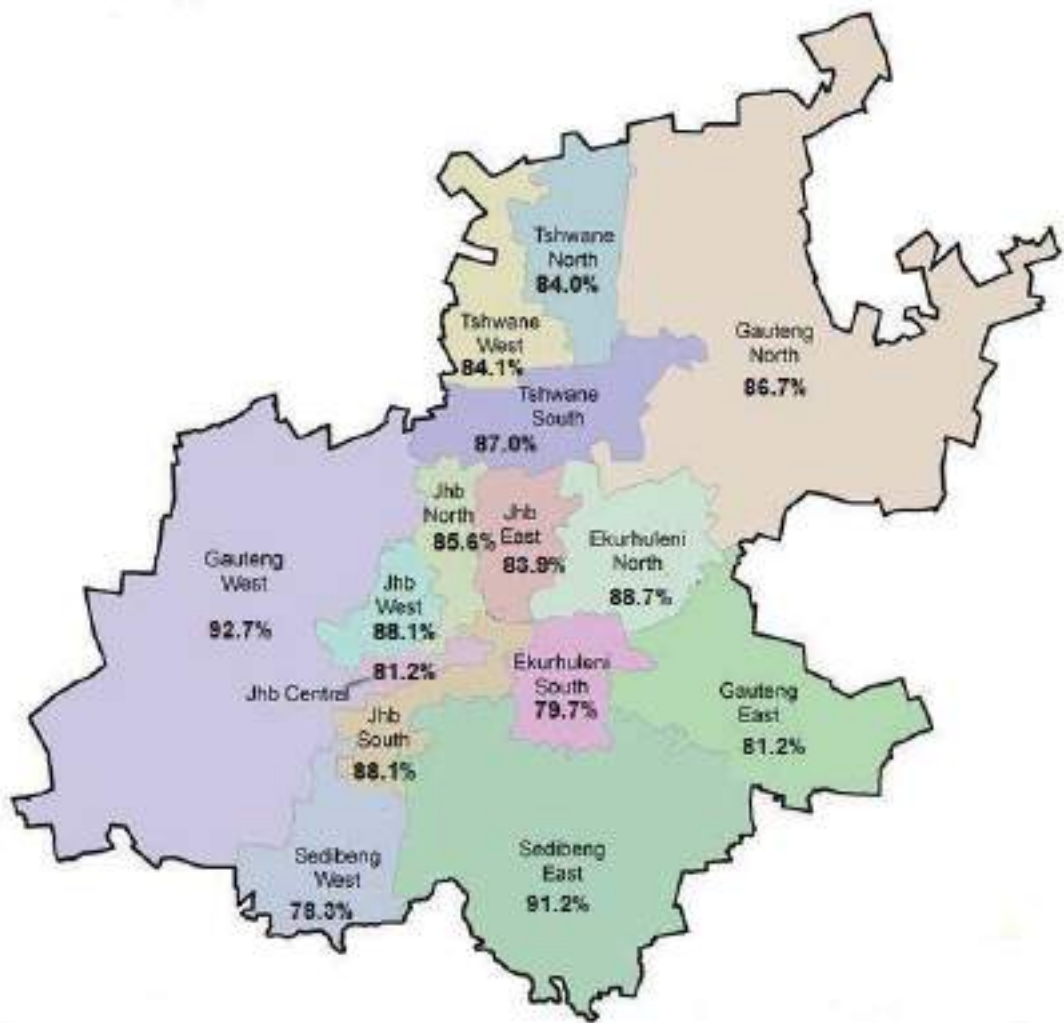
District Name	Nat EMIS No	Centre No	Centre Name	Dinaledi	Quintile	2012			2013			2014		
						Wrote	Achieved	% Achieved	Wrote	Achieved	% Achieved	Wrote	Achieved	% Achieved
MOTHEO	440303251	3171110	Kopanong Senior Secondary	N	3	139	133	95.7	162	158	97.5	142	127	89.4
	445802156	3171114	Kyrios Independant School	N					11	9	81.8	13	11	84.6
	442607299	3173055	Ladybrand Academy	N					26	22	84.6	22	17	77.3
	442607292	3173011	Ladybrand Senior Secondary	N	5	77	71	92.2	55	55	100.0	63	63	100.0
	442607063	3173012	Le Reng Senior Secondary	Y	2	176	154	87.5	189	160	84.7	161	113	70.2
	440602046	3172010	Lefikeng Senior Secondary	N	2	86	77	89.5	154	143	92.9	153	131	85.6
	440304087	3171038	Lekhulong Senior Secondary	N	4	95	65	68.4	120	94	78.3	85	66	77.6
	440602122	3172011	Lenyora La Thuto Combined S	Y	2	128	107	83.6	209	178	85.2	213	138	64.8
	440602072	3172012	Leratong Senior Secondary	N	1	168	116	69.0	234	174	74.4	186	146	78.5
	440303011	3171039	Lereko Senior Secondary	N	4	126	78	61.9	129	109	84.5	118	107	90.7
	444802117	3171042	Louw Wepener Combined	N	4	44	34	77.3	48	36	75.0	40	28	70.0
	443907249	3173013	Mariasdal Senior Secondary	N	4	53	44	83.0	62	58	93.5	63	44	69.8
	440303216	3171045	Martie Du Plessis H S	N					45	41	91.1	38	31	81.6
	441002074	3171046	Metsimaphodi Senior Secondary	N	3	57	33	57.9	95	73	76.8	110	81	73.6
	440304045	3171048	Moemedi Senior Secondary	N	4	97	76	78.4	96	90	93.8	134	102	76.1
	443907241	3173015	Moroka Senior Secondary	N	1	106	88	83.0	113	109	96.5	130	112	86.2
	440602121	3172015	Mpatleng Senior Secondary	N	2	150	66	44.0	102	88	86.3	127	79	62.2
	440304208	3171052	Navalsig Combined S	Y	5	165	126	76.4	216	173	80.1	200	157	78.5
	440602060	3172017	Ntemoseng Senior Secondary	N	3	49	39	79.6	47	42	89.4	74	59	79.7
	440602090	3172018	Ntumediseng Senior Secondary	N	2	110	71	64.5	136	89	65.4	111	52	46.8
	440304250	3171056	Petunia Senior Secondary	N	4	102	96	94.1	129	109	84.5	119	107	89.9
	443907267	3173017	Phetogane Senior Secondary	N	3	87	57	65.5	121	105	86.8	108	76	70.4
	440602047	3172020	Popano Senior Secondary	N	1	96	31	32.3	73	61	83.6	129	57	44.2
	440304218	3171058	President Steyn Combined	N	5	47	45	95.7	39	34	87.2	42	41	97.6
	444802025	3171059	Qibing Senior Secondary	N	1	75	46	61.3	68	53	77.9	65	50	76.9
	440602059	3172022	Reamohetse Senior Secondary	N	1	99	80	80.8	131	94	71.8	162	101	62.3
	441207157	3173018	Reutlwahetse Senior Secondary	N	2	71	38	53.5	53	43	81.1	69	46	66.7
	440303217	3171061	Rosenhof High School	N					7	6	85.7	8	8	100.0
	443907305	3173019	Rt Mokgopa Senior Secondary	Y	3	152	125	82.2	124	117	94.4	179	154	86.0
	440303192	3171062	Sand Du Plessis Senior Secondary	N	5	96	89	92.7	109	104	95.4	127	116	91.3
	443907254	3173020	Sediti Senior Secondary	N	1	113	42	37.2	60	43	71.7	119	69	58.0
	440602075	3172025	Seemahale Senior Secondary	Y	2	318	232	73.0	239	223	93.3	325	195	60.0
	442607323	3173021	Sehlabeng Senior Secondary	N	3	65	38	58.5	96	65	67.7	86	62	72.1
	440304021	3171063	Sehunelo Senior Secondary	N	3	129	120	93.0	141	128	90.8	128	111	86.7
	440602076	3172028	Senakangwedi Senior Secondary	N	1	131	78	59.5	95	85	89.5	198	149	75.3
	440304213	3171065	Sentraal Senior Secondary	N	5	138	134	97.1	190	188	98.9	187	183	97.9
	440602083	3172029	Setjhaba-Se-Maketsecombined	Y	2	93	88	94.6	108	103	95.4	138	118	85.5
440304221	3171066	St Andrew's Combined	N	5	55	55	100.0	53	53	100.0	60	60	100.0	
440303187	3171067	St Bernards Senior Secondary	Y	4	40	40	100.0	52	51	98.1	54	50	92.6	
440304222	3171068	St Michael's Combined	N	5	56	56	100.0	49	49	100.0	55	55	100.0	
443907271	3173023	Strydom Senior Secondary	N	2	99	82	82.8	123	104	84.6	98	71	72.4	
444802125	3171070	Thapelong Senior Secondary	N	1	15	14	93.3	27	27	100.0	31	31	100.0	
443907273	3173025	Tlotlanang Combined	N	4	55	52	94.5	65	58	89.2	54	49	90.7	

District Name	Nat EMIS No	Centre No	Centre Name	Dinaledi	Quintile	2012			2013			2014		
						Wrote	Achieved	% Achieved	Wrote	Achieved	% Achieved	Wrote	Achieved	% Achieved
MOTHEO	440304121	3171073	Tsoseletso Senior Secondary	Y	4	208	171	82.2	267	228	85.4	185	171	92.4
	441207156	3173027	Tweespruit combined	N	1	24	13	54.2	25	22	88.0	36	19	52.8
	441207290	3173028	Unicom s s	N	4	112	99	88.4	101	89	88.1	121	117	96.7
	440304043	3171076	Vulamasango Senior Secondary	N	4	80	67	83.8	67	63	94.0	69	61	88.4
THABO MOFUTSANYANA	445101260	3193001	Beacon Senior Secondary	Y	4	67	67	100.0	74	72	97.3	110	110	100.0
		3191046	Bethlehem Combined School	N	4				38	20	52.6	39	19	48.7
	440101138	3191002	Bethlehemcombineds	N	1	82	64	78.0	43	35	81.4	56	48	85.7
	445109063	3193002	Bluegumbosch Senior Secondary	N	3	58	54	93.1	94	90	95.7	80	68	85.0
	441407160	3191003	Boitumelo Senior Secondary	N	3	81	48	59.3	46	44	95.7	80	64	80.0
		3191005	BREDA FARM SCHOOL	N	1				22	9	40.9	19	18	94.7
	440907307	3191007	Clocolan Senior Secondary	N	1	110	107	97.3	73	71	97.3	116	108	93.1
	445109057	3193004	Clubview Senior Secondary	N	3	54	48	88.9	49	44	89.8	56	44	78.6
	445109005	3193005	Dikwena Senior Secondary	N	1	44	30	68.2	50	42	84.0	40	30	75.0
	445101232	3193006	Dinare Senior Secondary	N	1	51	46	90.2	72	62	86.1	43	40	93.0
	441705198	3192002	Dirkie Uyscombined	N	4	16	13	81.3	17	15	88.2	12	12	100.0
	441701192	3193007	Ed-U-College Qq Si/S	N		19	19	100.0	38	38	100.0	29	27	93.1
	440101290	3191008	Ee Monesecombined	N	2	112	48	42.9	83	52	62.7	58	52	89.7
	444510175	3194001	Esizibeni Senior Secondary	N	1	39	29	74.4	57	48	84.2	61	49	80.3
	444510053	3194002	Evungwini Senior Secondary	N	2	73	65	89.0	97	90	92.8	81	79	97.5
	441407291	3191009	Ficksburg combined s	N	4	100	99	99.0	93	93	100.0	110	108	98.2
	440101128	3191010	Glenash Cfs	N	1	16	10	62.5	9	9	100.0	11	11	100.0
	441705197	3192004	Harrismith Hoerskool Senior Secondary	N	5	71	61	85.9	97	94	96.9	82	82	100.0
	441705033	3192005	Harrismith Senior Secondary	N	1	100	81	81.0	107	99	92.5	79	73	92.4
	445105189	3192007	Hlajoane Senior Secondary	N	1	34	16	47.1	27	21	77.8	18	18	100.0
	442710128	3194003	Ikaheng Zakheni Senior Secondary	N	1	31	25	80.6	125	74	59.2	69	60	87.0
	444510212	3194006	Intuthuko-Katleho Senior Secondary	N	2	70	66	94.3	80	72	90.0	97	88	90.7
	441705051	3192009	Iphondle Senior Secondary	N	1	116	85	73.3	82	69	84.1	97	83	85.6
	441501162	3191014	Ipokelleng Senior Secondary	N	1	87	73	83.9	87	69	79.3	72	71	98.6
	443701081	3191015	Ithabiseng Senior Secondary	Y	1	149	91	61.1	146	126	86.3	108	106	98.1
	441705208	3192052	Kgethatsebo-Khethulwasi l s	N	2	36	36	100.0	73	72	98.6	62	61	98.4
	445109011	3193008	Kgolathuto Senior Secondary	Y	3	188	179	95.2	243	233	95.9	178	168	94.4
	443410186	3194007	Kgotso-Uxolo Senior Secondary	N	2	151	107	70.9	101	87	86.1	78	74	94.9
	445101237	3193009	Koali Senior Secondary	N	1	86	55	64.0	24	23	95.8	42	40	95.2
	442710359	3194008	Kwetlisong Senior Secondary	N	2	52	47	90.4	43	39	90.7	51	50	98.0
	443410102	3194009	Leifo Iziko Senior Secondary	N	2	68	62	91.2	69	63	91.3	75	70	93.3
	445101230	3193010	Lekgulo Senior Secondary	N	1	89	86	96.6	99	97	98.0	71	71	100.0
441705201	3192011	Lerato Uthandocombineds	Y	3	106	98	92.5	149	145	97.3	125	104	83.2	
442710172	3194010	Leratswana Senior Secondary	N	1	37	29	78.4	40	32	80.0	31	26	83.9	
443701215	3191018	Libertas C f s	N	1	17	15	88.2	23	21	91.3	21	21	100.0	

District Name	Nat EMIS No	Centre No	Centre Name	Dinaledi	Quintile	2012			2013			2014		
						Wrote	Achieved	% Achieved	Wrote	Achieved	% Achieved	Wrote	Achieved	% Achieved
THABO MOFUTSANYANA	442710259	3194011	Lindleycombined	N	3	31	23	74.2	40	32	80.0	34	31	91.2
	445105155	3192012	Maanankoe Senior Secondary	N	1	44	29	65.9	57	40	70.2	42	19	45.2
	445109002	3193013	Makabelane Combineds	N	2	126	109	86.5	121	101	83.5	123	88	71.5
	445101236	3193014	Makgabane Senior Secondary	N	1	18	17	94.4	33	28	84.8	25	12	48.0
	445109001	3193015	Mampoi Senior Secondary	Y	1	117	109	93.2	172	161	93.6	177	169	95.5
	445105148	3192013	Manthatisi Senior Secondary	N	1	73	60	82.2	60	58	96.7	73	59	80.8
	441407062	3191019	Marallaneng Senior Secondary	N	3	34	30	88.2	84	73	86.9	63	54	85.7
	442807294	3191020	Marquardcombined	N	4	30	29	96.7	32	30	93.8	31	22	71.0
	445105154	3192014	Masopha Senior Secondary	N	1	19	13	68.4	24	12	50.0	13	13	100.0
	445105149	3192015	Metsi-Matsho Senior Secondary	N	1	42	27	64.3	32	31	96.9	31	30	96.8
	441407328	3191022	Mj Mohlahli Senior Secondary	N	2	73	42	57.5	50	42	84.0	51	29	56.9
	445105203	3192016	Mmathabo Senior Secondary	N	1	158	137	86.7	127	116	91.3	90	85	94.4
	445105150	3192017	Mohaladitwe Senior Secondary	N	1	40	40	100.0	68	66	97.1	46	46	100.0
	445101234	3193016	Mohato Senior Secondary	N	1	97	81	83.5	191	147	77.0	89	76	85.4
	445105185	3192018	Molapo Senior Secondary	N	1	76	68	89.5	152	106	69.7	82	75	91.5
	445105151	3192019	Mookodi Senior Secondary	N	1	45	43	95.6	83	82	98.8	74	71	95.9
	440101294	3191023	Moriting Wa Thuto Senior Secondary	N	2	69	38	55.1	70	57	81.4	47	45	95.7
	445109067	3193017	Mosiua Lekota Senior Secondary	N	1	90	83	92.2	64	63	98.4	62	61	98.4
	445109010	3193018	Moteka Senior Secondary	N	2	122	94	77.0	109	90	82.6	100	81	81.0
	441705204	3192020	New Horizon College Si/S	N		110	110	100.0	141	141	100.0	130	130	100.0
	440101190	3191024	Nkarabeng Senior Secondary	N	1	69	57	82.6	62	61	98.4	52	42	80.8
	445109025	3193019	Nkhobiso Senior Secondary	N	1	70	52	74.3	89	73	82.0	90	65	72.2
	445101286	3193020	Nthabiseng Senior Secondary	N	1	53	44	83.0	60	59	98.3	68	60	88.2
	440101171	3191025	Ntsu Senior Secondary	Y	4	208	166	79.8	226	200	88.5	164	143	87.2
	443701267	3191026	Paul Erasmus Senior Secondary	N	4	52	52	100.0	55	55	100.0	60	60	100.0
	445105152	3192022	Phofung Senior Secondary	Y	1	76	52	68.4	76	63	82.9	85	73	85.9
	442710101	3194014	Phukalla Senior Secondary	N	2	117	58	49.6	94	75	79.8	71	46	64.8
	445105157	3192023	Rantsane Senior Secondary	N	1	118	70	59.3	64	64	100.0	54	53	98.1
	445109003	3193021	Reahola Senior Secondary	N	3	36	35	97.2	80	79	98.8	45	45	100.0
	443410330	3194015	Reitzcombined	N	5	26	26	100.0	34	34	100.0	30	30	100.0
	443701186	3191029	Rekgotsofetse Senior Secondary	N	1	63	56	88.9	73	60	82.2	40	34	85.0
	440101270	3191030	Retiefcombined	N	4	79	79	100.0	71	70	98.6	95	92	96.8
	441705106	3192024	Sasamala Senior Secondary	Y	3	128	109	85.2	95	80	84.2	61	61	100.0
	445101231	3193026	Sekgutlong Senior Secondary	N	1	95	95	100.0	119	117	98.3	114	114	100.0
	445109006	3193027	Selelekela Senior Secondary	N	3	94	54	57.4	99	83	83.8	77	57	74.0
441705097	3192026	Seotlong Ass	N	3	121	115	95.0	67	60	89.6	89	80	89.9	
445105202	3192028	Shakhane Senior Secondary	N	1	37	12	32.4	38	30	78.9	20	12	60.0	
441705034	3192029	SIBONAKALISO CFS	N	1				19	19	100.0	14	14	100.0	
441407204	3191031	Taung Senior Secondary	N	1	18	16	88.9	32	29	90.6	23	20	87.0	
440101108	3191032	Thabo-Thokoza Senior Secondary	N	3	144	92	63.9	122	91	74.6	69	67	97.1	
445109008	3193028	Thahameso Senior Secondary	Y	1	49	34	69.4	49	33	67.3	36	29	80.6	

District Name	Nat EMIS No	Centre No	Centre Name	Dinaledi	Quintile	2012			2013			2014		
						Wrote	Achieved	% Achieved	Wrote	Achieved	% Achieved	Wrote	Achieved	% Achieved
THABO MOFUTSANYANA	445109004	3193029	Thalabodiba Senior Secondary	Y	1	135	113	83.7	138	127	92.0	181	121	66.9
	445109060	3193080	Thiboloha School For Deaf And Blind	N					2	2	100.0	7	7	100.0
	445109009	3193030	Thokoana Makaota Senior Secondary	N	2	79	66	83.5	62	55	88.7	105	75	71.4
	440101192	3191035	Tiisetsang Senior Secondary	Y	3	240	195	81.3	205	186	90.7	193	163	84.5
	445109029	3193031	Tlhorong Senior Secondary	Y	1	116	98	84.5	90	89	98.9	142	109	76.8
	442807155	3191036	Tlokola Senior Secondary	N	1	117	73	62.4	95	82	86.3	82	75	91.5
	441407159	3191037	Tlotlisono No1 Senior Secondary	N	3	83	67	80.7	109	100	91.7	165	133	80.6
	445109027	3193032	Tsebo Senior Secondary	N	1	82	70	85.4	86	82	95.3	83	77	92.8
	445101228	3193034	Tseki Senior Secondary	N	1	21	10	47.6	47	20	42.6	41	16	39.0
	440907087	3191038	Tshepang Senior Secondary	N	1	53	39	73.6	63	61	96.8	43	40	93.0
	445109007	3193035	Tshibollo Senior Secondary	N	1	63	53	84.1	84	75	89.3	52	43	82.7
	445105156	3192031	Tsholo Senior Secondary	Y	1	53	50	94.3	101	82	81.2	80	51	63.8
	440101268	3191040	Voortrekker Senior Secondary	N	5	116	116	100.0	145	145	100.0	150	149	99.3
	444510260	3194018	Vredecombined	N	4	20	20	100.0	20	20	100.0	26	26	100.0
440101269	3191041	Witteberg Senior Secondary	N	5	124	124	100.0	128	128	100.0	116	116	100.0	
XHARIEP	443104215	3161001	Ajc Joostecombined	N	1	10	9	90.0	9	9	100.0	6	6	100.0
	441103107	3161002	Albertina Sisulu Senior Secondary	N	2	53	32	60.4	71	49	69.0	46	44	95.7
	443303110	3161003	Beang Tse Molemo Senior Secondary	N	3	37	16	43.2	21	19	90.5	20	18	90.0
	442204126	3161004	Boaramelocombined	N	1	37	26	70.3	30	26	86.7	53	25	47.2
	441103197	3161006	Edenburg (Reitz-Steynstr) Combined	N	1	10	10	100.0	17	17	100.0	9	6	66.7
	443303199	3161010	Hendrik Potgieter As	N	4	15	14	93.3	18	18	100.0	12	12	100.0
	442104188	3161011	Ikanyegengcombined	N	2	16	15	93.8	29	23	79.3	42	34	81.0
	443104274	3161012	Ipetleng Senior Secondary	N	1	31	27	87.1	54	32	59.3	64	34	53.1
	442104209	3161015	Jacobsdal Landbouskool	N	5	59	59	100.0	64	64	100.0	62	62	100.0
	442304245	3161060	Koffiefontein Intermediate	N	2	52	44	84.6	49	46	93.9	56	45	80.4
	442304217	3161017	Koffiefonteincombined	N	4	21	20	95.2	18	18	100.0	24	22	91.7
	445203100	3161019	Lere La Thuto Senior Secondary	Y	1	77	70	90.9	144	133	92.4	217	159	73.3
	441304247	3161022	Luckhoffcombined	N	2	14	13	92.9	15	11	73.3	12	12	100.0
	441304220	3161029	Olien Senior Secondary	N	1	66	41	62.1	73	54	74.0	77	50	64.9
	442104263	3161030	Panoramacombined	N	2	18	18	100.0	23	22	95.7	16	15	93.8
	440203200	3161031	Pellissiercombined	N	3	11	10	90.9	16	16	100.0	14	14	100.0
	443203190	3161032	Philippolis Senior Secondary	N	2	34	33	97.1	39	39	100.0	39	38	97.4
	444103117	3161054	Pt Sanders Combined	N	2	17	15	88.2	16	15	93.8	8	7	87.5
	442304132	3161033	Reikaetse Senior Secondary	N	2	35	27	77.1	29	23	79.3	47	26	55.3
	443803600	3161034	Relebohile Sibulelecombined	N	2	29	26	89.7	43	42	97.7	60	50	83.3
	440203193	3161038	Springfontein Senior Secondary	N	2	39	26	66.7	28	24	85.7	30	27	90.0
443503106	3161039	Thabo-Vuyo Senior Secondary	N	2	47	38	80.9	103	89	86.4	61	55	90.2	
444103244	3161040	Trompsburg Senior Secondary	N	3	18	11	61.1	34	32	94.1	34	24	70.6	
440203105	3161044	Wongaletu Senior Secondary	N	3	45	43	95.6	55	42	76.4	61	47	77.0	
445203201	3161046	Zastroncombined	N	4	24	24	100.0	33	33	100.0	24	24	100.0	

## 7.3 GAUTENG



District Name	Nat EMIS No	Centre No	Centre Name	Dinatedi	Quintile	2012			2013			2014		
						Wrote	Achieved	% Achieved	Wrote	Achieved	% Achieved	Wrote	Achieved	% Achieved
EKURHULENI NORTH	700400186	8400186	Armour Foundation Learning Institute	N		42	40	95.2	35	35	100.0	53	53	100.0
	700310136	8310136	Ashbury	N		14	13	92.9	19	18	94.7	22	22	100.0
	709160184	8160184	Bedfordview High	N	5	102	84	82.4	101	74	73.3	83	69	83.1
	700310144	8310144	Belverdere Skool	N								23	23	100.0
	701312158	8312158	Benoni Christian	N		4	4	100.0	10	7	70.0	7	6	85.7
	707310904	8310904	Benoni Educational College	N		94	83	88.3	99	94	94.9	89	78	87.6
	707310151	8310151	Benoni High	N	5	292	290	99.3	275	275	100.0	303	303	100.0
	700312091	8312091	Benoni Muslim	N		39	38	97.4	29	29	100.0	38	36	94.7
	700400054	8400054	Bertharry English Private	N		50	43	86.0	81	55	67.9	73	38	52.1
	710260620	8260620	Boitumelong Secondary	N	4	212	146	68.9	139	117	84.2	152	122	80.3
	710260646	8260646	Bokomoso Secondary	N	4	144	122	84.7	209	184	88.0	161	152	94.4
	700400251	8400251	Crystal Park High School	N	4				108	62	57.4	72	63	87.5
	700400098	8400098	Dalpark Learning Academy	N		109	65	59.6	92	74	80.4	53	36	67.9
	709160291	8160291	Dawnview High	N	5	144	132	91.7	148	139	93.9	106	99	93.4
	707310995	8310995	Dinoto Technical Secondary	N	3	123	109	88.6	151	119	78.8	148	104	70.3
	700312124	8312124	East Rand Of Arts	N	4	64	49	76.6	61	51	83.6	54	40	74.1
	709160390	8160390	Edenglen High	Y	5	262	253	96.6	263	255	97.0	247	237	96.0
	709160416	8160416	Edenvale High	Y	5	177	174	98.3	230	228	99.1	224	223	99.6
	710260711	8260711	Elite College	N		43	42	97.7	44	42	95.5	26	25	96.2
	707310870	8310870	Ephes Mamkeli Secondary	N	3	146	118	80.8	198	168	84.8	171	149	87.1
	710260794	8260794	Esselen Park Sport Of Excellence	N		14	8	57.1	16	14	87.5	14	13	92.9
	707311050	8311050	Etwatwa Secondary	N	3	117	64	54.7	179	133	74.3	108	91	84.3
	707310284	8310284	Gekombineerde Skool Noorderlig	N	3	69	62	89.9	67	55	82.1	79	70	88.6
	700400124	8400124	Global Secondarycollege	N		60	42	70.0	47	44	93.6	50	47	94.0
	710260109	8260109	Hoerskool Birchleigh	N	5	164	151	92.1	192	178	92.7	213	196	92.0
	707310318	8310318	Hoerskool Brandwag	N	5	134	131	97.8	183	180	98.4	181	179	98.9
	709160598	8160598	Hoerskool Goudrif	N	5	148	145	98.0	137	132	96.4	121	120	99.2
	707310326	8310326	Hoerskool Hans Moore	N	5	123	118	95.9	109	105	96.3	123	119	96.7
	710260117	8260117	Hoerskool Jeugland	N	5	217	214	98.6	247	242	98.0	217	216	99.5
	710260125	8260125	Hoerskool Kempton Park	N	5	304	299	98.4	268	265	98.9	269	260	96.7
	709160622	8160622	Hoerskool Vryburger High	N	5	123	107	87.0	130	120	92.3	143	131	91.6
	709160572	8160572	Hs Edenvale (Dowerglen)	N	5	61	57	93.4	74	73	98.6	60	56	93.3
	707311100	8311100	Hulwazi Secondary	Y	3	171	158	92.4	257	218	84.8	212	178	84.0
	710260836	8260836	Ikusasa Comprehensive	N	3	121	95	78.5	154	145	94.2	160	129	80.6
	710260877	8260877	Inqayizivele Secondary	Y	4	199	182	91.5	292	248	84.9	198	176	88.9
	710260976	8260976	Jiyana Secondary	N	4	177	159	89.8	193	174	90.2	107	101	94.4
707310383	8310383	Kathstan College	N		26	26	100.0	19	19	100.0	22	22	100.0	
700260158	8260158	Kempton Panorama	N								7	7	100.0	
700400247	8400247	Kingsway Secondary School	N								139	113	81.3	

District Name	Nat EMIS No	Centre No	Centre Name	Dinaledi	Quintile	2012			2013			2014			
						Wrote	Achieved	% Achieved	Wrote	Achieved	% Achieved	Wrote	Achieved	% Achieved	
EKURHULENI NORTH		8400510	Leaders Christian Academy	N								2	2	100.0	
	707311258	8311258	Lesiba Secondary	N	5	155	146	94.2	178	161	90.4	161	155	96.3	
	707310060	8310060	Liverpool Secondary	N	4	195	188	96.4	182	171	94.0	177	168	94.9	
	707311290	8311290	Mabuya Secondary	N	3	148	114	77.0	153	144	94.1	156	146	93.6	
	700261727	8261727	Maranatha Christian	N		19	19	100.0	42	42	100.0	50	50	100.0	
	710261057	8261057	Masiqhakaze Secondary	N	4	116	91	78.4	204	129	63.2	186	132	71.0	
	709261065	8261065	Masisebenze Comprehensive	N	4	280	214	76.4	173	156	90.2	154	141	91.6	
	700400224	8400224	Nashville Christian Collegel	N		9	7	77.8	20	6	30.0	9	5	55.6	
	701400001	8400001	New Millennium College	N		25	12	48.0	30	26	86.7	28	24	85.7	
	710260471	8260471	Norkem Park High	Y	5	191	173	90.6	218	196	89.9	217	178	82.0	
	700261677	8261677	Oos-Rand Akademie	N		9	9	100.0	3	3	100.0	8	8	100.0	
	700400059	8400059	Oxford Combined College	N		54	45	83.3	63	54	85.7	50	24	48.0	
	707312075	8312075	Petit High	N	3	172	140	81.4	153	133	86.9	192	163	84.9	
	700400138	8400138	Phomolong	N	3	160	156	97.5	199	192	96.5	244	244	100.0	
	700160556	8160556	Primrose High	N	5	144	126	87.5	129	116	89.9	142	129	90.8	
	710260133	8260133	Rhodesfield Ths	N	4	146	132	90.4	110	83	75.5	106	87	82.1	
	710260562	8260562	Sir Pierre Van Ryneveld High	Y	5	213	210	98.6	196	187	95.4	210	194	92.4	
	709261222	8261222	Sizwe Secondary	N	3	150	79	52.7	96	81	84.4	110	105	95.5	
	710260810	8260810	Spartan High	N		71	63	88.7	77	72	93.5	78	74	94.9	
		8400281	St Athanasius Orthodox Christian School	N					29	17	58.6	23	19	82.6	
	700400451	8400451	St Christopher's Academy	N					23	14	60.9	32	11	34.4	
	707311696	8311696	St Francis College	N			56	56	100.0	57	57	100.0	42	42	100.0
	710261172	8261172	Supero Combined	N			30	30	100.0	28	28	100.0	38	38	100.0
	710261305	8261305	Tembisa Secondary	Y	4	215	189	87.9	291	273	93.8	263	236	89.7	
	700400117	8400117	Tembisa West	N	4	84	72	85.7	140	114	81.4	133	95	71.4	
	710261313	8261313	Tersia King Learning Academy	N			40	36	90.0	53	52	98.1	80	77	96.3
		8400301	The Training Academy	N			19	13	68.4	24	21	87.5	16	16	100.0
	710261362	8261362	Thuto-Ke-Maatla Comprehensive	Y	4	195	160	82.1	242	194	80.2	250	191	76.4	
	700400400	8400400	Tswelopele Secondary School	N								78	60	76.9	
	707311613	8311613	Unity Secondary	N	5	255	246	96.5	250	244	97.6	191	187	97.9	
	707310094	8310094	William Hills Secondary	N	4	71	59	83.1	139	95	68.3	79	77	97.5	
	707310847	8310847	Willowmoore High	Y	5	172	169	98.3	173	171	98.8	161	158	98.1	
710260596	8260596	Windsor House Academy	N			23	23	100.0	17	17	100.0	24	24	100.0	
707310854	8310854	Wordsworth High	N	5	142	141	99.3	125	125	100.0	151	151	100.0		
709261479	8261479	Zitikeni Secondary	Y	3	308	217	70.5	416	270	64.9	398	267	67.1		

District Name	Nat EMIS No	Centre No	Centre Name	Dinaledi	Quintile	2012			2013			2014		
						Wrote	Achieved	% Achieved	Wrote	Achieved	% Achieved	Wrote	Achieved	% Achieved
EKURHULENI SOUTH	709160119	8160119	Afrikaanse Hoerskool Germiston	N	5	108	103	95.4	120	110	91.7	99	96	97.0
	706340406	8340406	Alafang Secondary	N	3	177	136	76.8	178	123	69.1	156	124	79.5
	706340083	8340083	Alberton High	N	5	182	176	96.7	206	205	99.5	233	231	99.1
	700400012	8400012	Balmoral College	N		34	34	100.0	38	38	100.0	52	49	94.2
	708160234	8160234	Boksburg High	Y	4	270	269	99.6	311	306	98.4	287	272	94.8
	706340125	8340125	Bracken High	Y	5	229	229	100.0	223	222	99.6	225	222	98.7
	706340463	8340463	Buhlebuzile Secondary	N	3	152	116	76.3	137	108	78.8	189	120	63.5
	709162032	8162032	Cladelton International Col(S.A. Inter)	N		25	20	80.0	36	32	88.9	29	25	86.2
	709160317	8160317	Dinwiddie High	Y	5	159	150	94.3	194	184	94.8	220	195	88.6
	706340026	8340026	Edenpark Secondary	N	3	135	111	82.2	118	112	94.9	149	136	91.3
	700400542	8400542	Edenridge Secondary School	N								127	86	67.7
	706340562	8340562	Eketsang Secondary	N	4	218	186	85.3	178	150	84.3	222	181	81.5
	108161752	8161752	Erasmus Monareng Secondary	N	4	206	161	78.2	243	183	75.3	188	116	61.7
	708162115	8162115	Falcons Educ	N		45	45	100.0	50	50	100.0	43	39	90.7
	708161786	8161786	Franciscan Matric Project	N		466	372	79.8	449	371	82.6	422	336	79.6
	706340604	8340604	Fumana Secondary	N	3	282	235	83.3	361	263	72.9	393	282	71.8
	709160457	8160457	Germiston High	N	5	164	156	95.1	170	162	95.3	178	161	90.4
	700400109	8400109	Glenbrack Jun Secondary	N	2	39	38	97.4	68	59	86.8	99	74	74.7
	700400434	8400434	Grace Trinity School For Girls	N								8	8	100.0
	709161794	8161794	Graceland Education Centre	N	2	87	52	59.8	134	117	87.3	121	98	81.0
	701400137	8400137	Greenfields Secondary	N	1	164	127	77.4	211	161	76.3	262	158	60.3
	706340182	8340182	Hoerskool Alberton	N	5	150	147	98.0	149	146	98.0	148	144	97.3
	706340190	8340190	Hoerskool Dinamika	N	5	161	157	97.5	172	170	98.8	139	133	95.7
	708160564	8160564	Hoerskool Dr E G Jansen	N	5	215	214	99.5	232	230	99.1	195	193	99.0
	709160580	8160580	Hoerskool Elsburg	N	5	62	53	85.5	40	38	95.0	40	32	80.0
	709160549	8160549	Hoerskool Elspark	N	5	112	106	94.6	134	128	95.5	90	83	92.2
	706342022	8340166	Hoerskool Marais Viljoen	N	5	269	267	99.3	263	259	98.5	270	270	100.0
	708160606	8160606	Hoerskool Oosterlig	N	5	133	133	100.0	166	166	100.0	153	152	99.3
	708160614	8160614	Hoerskool Voortrekker	Y	4	144	138	95.8	158	158	100.0	173	172	99.4
	708161802	8161802	Illinge Secondary	N	3	126	64	50.8	162	129	79.6	155	115	74.2
	701400268	8400268	Impact Tutorial Cent Indep High Sch	N		14	14	100.0	12	12	100.0	18	18	100.0
	709161828	8161828	Institute Status Acres Secondary	N		28	24	85.7	34	30	88.2	38	35	92.1
		8400288	Ithuba Community College	N		10	6	60.0	14	4	28.6	13	13	100.0
	706340711	8340711	Katlehong Secondary	N	3	97	83	85.6	200	155	77.5	195	133	68.2
700341594	8341594	Katlehongtech S S	N	4	146	100	68.5	209	160	76.6	134	109	81.3	
706340802	8340802	Kwadukathole Comprehensive	N	3	134	119	88.8	177	154	87.0	196	166	84.7	
706340810	8340810	Landulwazi Comprehensive	Y	3	177	105	59.3	190	138	72.6	193	81	42.0	
706340844	8340844	Lethukuthula Secondary	N	3	204	191	93.6	180	179	99.4	221	215	97.3	
708161893	8161893	Lethulwazi Comprehensive	N	3	140	122	87.1	177	141	79.7	300	171	57.0	



District Name	Nat EMIS No	Centre No	Centre Name	Dinaledi	Quintile	2012			2013			2014			
						Wrote	Achieved	% Achieved	Wrote	Achieved	% Achieved	Wrote	Achieved	% Achieved	
EKURHULENI SOUTH	708161901	8161901	Masithwalisane Secondary	N	4	193	134	69.4	223	171	76.7	276	187	67.8	
	706340984	8340984	Mpilisweni Secondary	N	3	182	102	56.0	206	138	67.0	201	127	63.2	
	706340992	8340992	Mpontsheng Secondary	N	3	167	81	48.5	128	88	68.8	130	99	76.2	
	700400401	8400401	O R Tambo Secondary School	N	2				79	64	81.0	169	123	72.8	
	708160051	8160051	Oosrand Secondary	N	4	137	107	78.1	121	116	95.9	151	135	89.4	
	706340067	8340067	Palmeridge Secondary	N	2	111	97	87.4	178	117	65.7	171	143	83.6	
	706340331	8340331	Parklands High	N	5	133	81	60.9	104	63	60.6	109	64	58.7	
	708162156	8162156	Phineas Xulu Secondary	N	4	197	138	70.1	191	106	55.5	170	95	55.9	
	706341099	8341099	Phumlani Secondary	Y	3	185	175	94.6	210	196	93.3	219	204	93.2	
		8400213	Phumula Gardens Senior Secondary	N	5	180	139	77.2	236	204	86.4	252	214	84.9	
	706341123	8341123	Ponego Secondary	N	4	194	153	78.9	196	179	91.3	196	169	86.2	
	708160069	8160069	Reiger Park Secondary	N	2	131	112	85.5	185	152	82.2	137	127	92.7	
	709162016	8162016	Rondebult Secondary	Y	1	130	91	70.0	126	117	92.9	97	72	74.2	
	700400227	8400227	Roodekop High School	N	4				127	127	100.0	179	169	94.4	
	709161398	8161398	School Of Achievement/ Prestasieskool	N		45	45	100.0	40	39	97.5	58	57	98.3	
	706341255	8341255	Sijabulile Secondary	N	4	224	146	65.2	170	118	69.4	144	107	74.3	
		8340323	Sparrow Combined - Alberton	N		8	3	37.5	15	13	86.7	17	17	100.0	
	708161521	8161521	Sunward Park High	Y	5	202	198	98.0	222	219	98.6	197	191	97.0	
	701341339	8341339	Thabo-Ntsako Secondary	N	3	83	61	73.5	115	80	69.6	129	86	66.7	
	706341347	8341347	Thoko Thaba Secondary	N	3	117	94	80.3	168	116	69.0	183	95	51.9	
	708162073	8162073	Thuto-Lesedi Secondary	Y	4	259	204	78.8	258	220	85.3	382	255	66.8	
	706341040	8341040	Thutopele Secondary	N	4	197	145	73.6	172	127	73.8	211	131	62.1	
	706341370	8341370	Tiisetong Secondary	N	3	138	97	70.3	183	147	80.3	197	140	71.1	
	700400535	8400535	Villa Liza Secondary School	N								149	123	82.6	
	708162099	8162099	Vosloorus Comprehensive Secondary	N	4	140	102	72.9	161	131	81.4	169	123	72.8	
	701400139	8400139	Windmillpark Secondary	N	2	152	87	57.2	167	115	68.9	156	124	79.5	
	706341511	8341511	Winile Secondary	N	2	172	141	82.0	115	97	84.3	142	116	81.7	
	700400122	8400122	Zonkizizwe Secondary	N	2	106	71	67.0	118	98	83.1	170	141	82.9	
	GAUTENG EAST	700400398	8400398	Amos Maphanga Secondary School	N								47	26	55.3
		713350025	8350025	Alrapark Secondary	N	5	91	72	79.1	65	59	90.8	85	55	64.7
713350561		8350561	Asser Maloka Secondary	Y	1	134	97	72.4	134	120	89.6	115	95	82.6	
707310862		8310862	B.B. Myataza (Ex Abednigo Manana)	N	3	135	106	78.5	83	75	90.4	91	79	86.8	
711310201		8310201	Brakpan High	N	5	250	218	87.2	179	169	94.4	180	158	87.8	
		8400321	Brakpan Opvoedkundige Sentrum	N		29	22	75.9	28	22	78.6	33	27	81.8	
711310938		8310938	Buhlebemfundo Secondary	Y	3	125	116	92.8	186	157	84.4	262	191	72.9	
707311837		8311837	Caiphus Nyoka Secondary	N	2	105	87	82.9	140	96	68.6	116	72	62.1	
700400217		8400217	Dalpark Secondary School	N	2				103	100	97.1	85	85	100.0	

District Name	Nat EMIS No	Centre No	Centre Name	Dinaledi	Quintile	2012			2013			2014		
						Wrote	Achieved	% Achieved	Wrote	Achieved	% Achieved	Wrote	Achieved	% Achieved
GAUTENG EAST	707310979	8310979	Davey Secondary	N	3	98	58	59.2	66	52	78.8	95	67	70.5
	700400062	8400062	Die Heuwel Christian School	N					6	6	100.0	4	4	100.0
	707311001	8311001	Dr Harry Gwala Secondary	N	1	124	109	87.9	105	88	83.8	157	115	73.2
	714350058	8350058	Dr. W.K. Du Plessis-Skool	N	5	26	26	100.0	28	28	100.0	24	24	100.0
	713350686	8350686	Esibonelwesihle Secondary	N	3	124	84	67.7	67	61	91.0	166	121	72.9
	700400216	8400216	Etwatwa Secondaryext 31	N	1	23	21	91.3	75	72	96.0	101	89	88.1
	714350074	8350074	Eureka High	N	4	126	69	54.8	120	100	83.3	118	98	83.1
	711310029	8310029	Geluksdal Secondary	N	4	175	125	71.4	134	119	88.8	197	144	73.1
	707311092	8311092	Hb Nyathi Secondary	N	3	153	128	83.7	157	128	81.5	170	138	81.2
	714350108	8350108	Hoer Tegiese Skool Springs	N	3	89	63	70.8	111	95	85.6	120	69	57.5
	711310300	8310300	Hoerskool Die Anker	N	5	196	193	98.5	204	197	96.6	224	217	96.9
	714350116	8350116	Hoerskool Hugenate	N	4	224	220	98.2	209	206	98.6	196	193	98.5
	714350124	8350124	Hoerskool Johan Jurgens	N	4	138	135	97.8	169	167	98.8	136	133	97.8
	713350132	8350132	Hoerskool John Vorster	N	5	102	97	95.1	116	113	97.4	121	116	95.9
	711310359	8310359	Hoerskool Stoffberg	N	5	144	144	100.0	146	146	100.0	129	129	100.0
	714359001	8359001	Jameson Girls High	N	4	55	43	78.2	47	35	74.5	36	30	83.3
	711311142	8311142	Je Malepe Secondary	Y	4	191	143	74.9	180	155	86.1	234	187	79.9
	714350793	8350793	Kenneth Masekela Secondary	N	3	176	133	75.6	196	177	90.3	185	154	83.2
		8400223	Kwathema Ext 7 Secondary	N	1	54	43	79.6	113	108	95.6	103	96	93.2
	714350843	8350843	Laban Motlhabi Comprehensive	N	4	99	76	76.8	98	88	89.8	101	80	79.2
	714350850	8350850	Lefa-lfa Secondary	N	4	65	46	70.8	123	87	70.7	100	74	74.0
	711311324	8311324	Mamellong Comprehensive	N	4	145	115	79.3	115	104	90.4	230	142	61.7
	713350918	8350918	Mom Sebone Secondary	Y	4	214	174	81.3	199	173	86.9	186	130	69.9
	711310581	8310581	Muriel Brandskool	N	5	19	19	100.0	20	20	100.0	18	18	100.0
	713350033	8350033	Nigel Secondary	Y	4	59	54	91.5	48	47	97.9	43	43	100.0
	713350371	8350371	Nigel High	N	5	153	142	92.8	170	157	92.4	152	148	97.4
	713350934	8350934	Nimrod Ndebele Secondary	N	4	121	76	62.8	88	75	85.2	157	105	66.9
	714350959	8350959	Nkumbulo Secondary	N	4	173	101	58.4	187	120	64.2	200	123	61.5
	701350397	8350397	Olympia Park School	N					2	2	100.0	23	23	100.0
		8400249	Phakamani Secondary School	N					94	86	91.5	102	86	84.3
	707311431	8311431	Phandimfundo Secondary	N	2	237	212	89.5	205	180	87.8	222	189	85.1
	714351007	8351007	Phulong Secondary	N	4	114	94	82.5	122	111	91.0	130	102	78.5
	714350447	8350447	Proteaskool /	N	4	23	22	95.7	35	35	100.0	26	26	100.0
	700400152	8400152	Quantum Secondary	N	1	100	85	85.0	96	82	85.4	140	107	76.4
	711311456	8311456	Reshogofaditswe Secondary	N	1	96	88	91.7	134	113	84.3	126	97	77.0
	707311464	8311464	Rivoni Secondary	N	3	145	99	68.3	148	117	79.1	181	142	78.5
	714350041	8350041	Springs Secondary	N	5	117	108	92.3	146	135	92.5	100	94	94.0
	714350470	8350470	Springs Boys High	N	5	106	103	97.2	124	121	97.6	105	102	97.1
	714350488	8350488	Springs Girls High	N	5	121	121	100.0	135	135	100.0	138	138	100.0
	714350504	8350504	Springs Muslim	N		24	24	100.0	19	19	100.0	21	21	100.0
	700400153	8400153	Tandi Eleanor Sibeko	N	3	77	31	40.3	75	46	61.3	103	69	67.0
	711311548	8311548	Tholulwazi Secondary	N	3	161	109	67.7	157	116	73.9	112	89	79.5
	714351171	8351171	Tlakula Secondary	N	3	114	92	80.7	179	148	82.7	178	136	76.4

District Name	Nat EMIS No	Centre No	Centre Name	Dinaledi	Quintile	2012			2013			2014		
						Wrote	Achieved	% Achieved	Wrote	Achieved	% Achieved	Wrote	Achieved	% Achieved
GAUTENG EAST	711311589	8311589	Tsakane Secondary	N	2	207	192	92.8	282	253	89.7	164	153	93.3
	707311852	8311852	Vezukhono Secondary	N	1	162	93	57.4	122	89	73.0	114	88	77.2
	713351296	8351296	Zikhethele Secondary	N	3	113	63	55.8	74	62	83.8	73	56	76.7
	714351304	8351304	Zimisele Secondary	N	3	115	88	76.5	136	117	86.0	123	106	86.2
GAUTENG NORTH	700400322	8400322	Nooitgedacht Akademie (Cvo-Pretoria)	N								1	1	100.0
	700400414	8400414	Steve Bikoville Sec School	N								73	48	65.8
	700400183	8400183	Abbotts College Silver Lakes	N		126	124	98.4	120	118	98.3	129	129	100.0
	721211334	8211334	Chipa-Tabane Secondary	N	2	154	140	90.9	164	140	85.4	183	152	83.1
	720210062	8210062	Cultura High	Y	4	113	103	91.2	89	77	86.5	139	105	75.5
	7211359	8211359	Dan Kutumela Secondary	N	2	124	98	79.0	189	152	80.4	233	190	81.5
	700211599	8211599	Edendale Pepps	N		75	57	76.0	63	62	98.4	82	74	90.2
	700920186	8920186	Ekgangala	Y	4	238	230	96.6	270	262	97.0	233	227	97.4
	721210096	8210096	Gekombineerde Skool Cullinan	N	5	95	94	98.9	81	80	98.8	79	77	97.5
	720210179	8210179	Hoerskool Erasmus	N	5	128	126	98.4	156	155	99.4	141	138	97.9
	700221291	8221291	Lesedi Secondary	N	2	38	34	89.5	60	48	80.0	51	40	78.4
	700920538	8920538	Lingit Jhudu	N	2	94	78	83.0	108	81	75.0	110	103	93.6
	700921692	8921692	Mahlenga	N	1	24	11	45.8	34	25	73.5	39	24	61.5
	700400155	8400155	Mpumelelo Secondary	N	2	117	108	92.3	91	85	93.4	92	86	93.5
	700921428	8921428	Sitjhejiwe	N	2	80	61	76.3	63	41	65.1	54	39	72.2
	799212001	8212001	Star Of Hope	N		57	43	75.4	55	44	80.0	49	40	81.6
	700922475	8922475	Strauss	N	2	68	64	94.1	133	113	85.0	101	86	85.1
	720211789	8211789	Wozanibone Intern	N	1	29	23	79.3	28	24	85.7	47	32	68.1
GAUTENG WEST	717270595	8270595	Ab Phokompe Secondary	N	4	140	103	73.6	172	159	92.4	158	128	81.0
	717250027	8250027	Ahmed Timol Secondary	N	3	133	126	94.7	175	165	94.3	155	149	96.1
	717252346	8252346	Azaadville Muslim	N		27	26	96.3	31	31	100.0	37	37	100.0
	700270603	8270603	Badirile Secondary	Y	4	116	103	88.8	168	153	91.1	129	121	93.8
	700270041	8270041	Carleton Jones High	N	4	132	132	100.0	141	140	99.3	115	114	99.1
	700930376	8930376	Fochville High	N	4	132	130	98.5	135	132	97.8	102	101	99.0
	700270306	8270306	Glenharvie Combined School	N								31	28	90.3
	715250183	8250183	Hoer Tegnieste Skool N Diederichs	N	5	77	69	89.6	62	59	95.2	102	92	90.2
	715250191	8250191	Hoerskool Bastion	N	4	147	146	99.3	146	142	97.3	150	150	100.0
	715250209	8250209	Hoerskool Bekker	N	3	101	100	99.0	119	119	100.0	132	127	96.2
	700270090	8270090	Hoerskool Carletonville	N	3	142	141	99.3	115	115	100.0	125	123	98.4
	715250241	8250241	Hoerskool Jan De Klerk	N	5	101	96	95.0	114	102	89.5	112	104	92.9
	717270116	8270116	Hoerskool Jan Viljoen	N	4	145	144	99.3	148	147	99.3	103	101	98.1
	715250258	8250258	Hoerskool Monument	N	5	274	273	99.6	275	275	100.0	276	276	100.0
	715250266	8250266	Hoerskool Noordheuwel	N	5	251	250	99.6	290	290	100.0	252	252	100.0
	717270124	8270124	Hoerskool Riebeeckrand	N	4	173	171	98.8	157	156	99.4	180	179	99.4

District Name	Nat EMIS No	Centre No	Centre Name	Dinaledi	Quintile	2012			2013			2014		
						Wrote	Achieved	% Achieved	Wrote	Achieved	% Achieved	Wrote	Achieved	% Achieved
GAUTENG WEST	719270132	8270132	Hoerskool Westonaria	N	4	130	127	97.7	143	141	98.6	163	161	98.8
	700270140	8270140	Hoerskool Wonderfontein	N	5	61	60	98.4	66	58	87.9	79	68	86.1
	700934269	8934269	Imfundo Secondary	N	3	175	84	48.0	83	60	72.3	67	60	89.6
	700400047	8400047	Ithuteng Secondary	N	1	87	52	59.8	71	55	77.5	70	58	82.9
	715251504	8251504	Kagiso Secondary	N	4	106	68	64.2	128	71	55.5	69	60	87.0
		8400203	Kagiso Ext 14 Secondary	N	1	97	96	99.0	79	78	98.7	78	78	100.0
	719270819	8270819	Kgothalang Secondary	N	1	109	95	87.2	183	144	78.7	124	109	87.9
	715250563	8250563	Krugersdorp High	Y	5	245	242	98.8	266	261	98.1	250	248	99.2
		8270850	Letsatsing Secondary	N	3	114	101	88.6	130	125	96.2	139	127	91.4
	700252867	8252867	Lodirile Secondary	N	2	147	140	95.2	142	133	93.7	167	159	95.2
	700400202	8400202	Lukhanyo High School	N								64	61	95.3
	715251181	8251181	Madiba	Y	4	302	190	62.9	326	243	74.5	141	133	94.3
	715251611	8251611	Magaliesburg State	N	3	100	72	72.0	129	109	84.5	105	90	85.7
	715252262	8252262	Mandisa Shiceka Secondary	Y	4	215	188	87.4	149	145	97.3	226	224	99.1
	715251678	8251678	Matla Combined	N	2	34	28	82.4	32	31	96.9	54	47	87.0
	715251736	8251736	Mosupatsela Secondary	Y	4	274	182	66.4	173	155	89.6	208	159	76.4
	717270991	8270991	Phahama Secondary	Y	3	160	133	83.1	251	213	84.9	174	153	87.9
	717270025	8270025	Randfontein Secondary	N	3	71	47	66.2	110	88	80.0	100	79	79.0
	717270488	8270488	Randfontein High	N	5	206	206	100.0	170	170	100.0	175	175	100.0
		8400365	Randview College	N		18	2	11.1	8	8	100.0	7	7	100.0
	700271528	8271528	Relebogile Secondary	N	3	120	95	79.2	115	97	84.3	112	80	71.4
	715251835	8251835	Schaumburg Combined	N	1	29	20	69.0	44	43	97.7	31	27	87.1
	715251892	8251892	Sg Mafaesa Secondary	N	4	166	123	74.1	139	125	89.9	112	95	84.8
	700400120	8400120	Simunye Secondary	N	1	129	71	55.0	115	83	72.2	82	77	93.9
	700271502	8271502	T M Letlhake Secondary	N	1	159	119	74.8	128	108	84.4	132	113	85.6
		8400222	Thathulwazi Wr High	N	2	130	110	84.6	103	101	98.1	127	114	89.8
	700932124	8932124	Thuto Kitso Comp.	N	3	74	70	94.6	106	102	96.2	114	106	93.0
	715251991	8251991	Thuto Lefa Secondary	N	3	149	127	85.2	166	146	88.0	136	114	83.8
	717270934	8270934	Thuto Lehakwe Secondary	N	3	108	87	80.6	134	115	85.8	99	97	98.0
	715251124	8251124	Townview High	N	5	125	91	72.8	136	111	81.6	118	110	93.2
	700271148	8271148	Tswasongu Secondary	N	3	142	106	74.6	134	106	79.1	146	127	87.0
	700932332	8932332	Wedela Technical High	N	2	134	100	74.6	126	93	73.8	76	73	96.1
JOHANNESBURG CENTRAL		8400408	Abbotts College Johannesburg South	N		83	80	96.4	89	82	92.1	94	86	91.5
	700133652	8133652	Adelaide Tambo J C Merkin White City	N		14	10	71.4	21	13	61.9	15	12	80.0
	700111906	8111906	Al-Aqsa	N		63	63	100.0	98	98	100.0	104	104	100.0
	704121210	8121210	Altmont Technical High	N	1	136	120	88.2	129	122	94.6	145	134	92.4
	724110536	8110536	Aurora Comprehensive	N	3	144	101	70.1	149	139	93.3	161	143	88.8
	718121236	8121236	Bhukulani Secondary	N	3	184	163	88.6	192	175	91.1	182	164	90.1
	724132043	8132043	Daliwonga Secondary	N	4	98	94	95.9	114	107	93.9	135	133	98.5
	704132746	8132746	Dr Beyers Naude Secondary	N	4	107	85	79.4	91	69	75.8	66	59	89.4
724110601	8110601	Dr Bw Vilakazi Secondary	N	3	148	105	70.9	150	143	95.3	190	134	70.5	

District Name	Nat EMIS No	Centre No	Centre Name	Dinaledi	Quintile	2012			2013			2014		
						Wrote	Achieved	% Achieved	Wrote	Achieved	% Achieved	Wrote	Achieved	% Achieved
JOHANNESBURG CENTRAL		8120030	Eldomaine High School	N	4	75	54	72.0	108	79	73.1	164	108	65.9
	704120097	8120097	Eldorado Park Secondary	N	4	159	146	91.8	259	223	86.1	177	167	94.4
	724110643	8110643	Emdeni Secondary	N	3	90	62	68.9	129	103	79.8	116	82	70.7
	724110692	8110692	Fontanus Comprehensive Secondary	N	3	46	22	47.8	61	34	55.7	79	29	36.7
	704120501	8120501	Forest High	N	4	187	147	78.6	198	157	79.3	184	160	87.0
	704120550	8120550	Hoerskool Die Fakkkel	N	4	138	116	84.1	151	110	72.8	174	144	82.8
	704120576	8120576	Hoerskool President	N	5	146	144	98.6	177	176	99.4	179	173	96.6
	724121392	8121392	Ibhongo Secondary	N	2	85	56	65.9	99	77	77.8	142	109	76.8
	700400174	8400174	Ithemba Institute Of Technology	N		25	23	92.0	20	19	95.0	27	23	85.2
	724121442	8121442	Jabulani Technical Secondary	Y	4	87	57	65.5	72	64	88.9	121	82	67.8
	704120188	8120188	Klipspruit-Wes Secondary	N	4	98	48	49.0	97	51	52.6	102	58	56.9
	704120204	8120204	Kliptown Secondary	N	4	124	101	81.5	202	180	89.1	183	158	86.3
	704110510	8110510	Kwadedangendiale Secondary	Y	3	105	68	64.8	95	83	87.4	182	169	92.9
	704120212	8120212	Lancea Vale Secondary	N	4	97	93	95.9	140	122	87.1	143	131	91.6
	704110874	8110874	Lavela Secondary	N	3	148	112	75.7	176	142	80.7	137	107	78.1
	704110155	8110155	Lenasia Secondary	N	4	180	142	78.9	182	166	91.2	198	187	94.4
	704110890	8110890	Lenz Public	N	4	98	79	80.6	117	106	90.6	100	85	85.0
	724121491	8121491	Letare Secondary	N	3	85	68	80.0	94	81	86.2	71	63	88.7
	724132431	8132431	Lobone Secondary	N	3	16	12	75.0	17	7	41.2	39	22	56.4
	724121525	8121525	Mafori Mphahlele Comprehensive	N	3	98	67	68.4	94	78	83.0	123	88	71.5
	724110999	8110999	Mapetla High	N	3	85	63	74.1	179	100	55.9	144	108	75.0
	704110247	8110247	Mh Joosub Technical Secondary	N	4	114	99	86.8	185	161	87.0	199	174	87.4
	704120253	8120253	Missourilaan Secondary	N	4	92	60	65.2	114	82	71.9	177	46	26.0
	724132498	8132498	Mncube Secondary	N	3	77	46	59.7	70	45	64.3	68	55	80.9
	724121574	8121574	Moletsane Secondary	Y	4	138	105	76.1	157	137	87.3	148	111	75.0
	704120840	8120840	Mondeor High	Y	5	295	282	95.6	317	312	98.4	303	291	96.0
	724132571	8132571	Morris Isaacson Secondary	N	3	167	113	67.7	208	181	87.0	325	233	71.7
	724111112	8111112	Naledi Secondary	N	4	34	26	76.5	44	36	81.8	51	47	92.2
	724111120	8111120	Nghunghunyani Comprehensive	N	3	72	54	75.0	95	63	66.3	135	63	46.7
	704110262	8110262	Nirvana Secondary	N	5	166	127	76.5	167	157	94.0	203	186	91.6
	704111666	8111666	Nur-UI-Islam	N		21	20	95.2	15	14	93.3	15	14	93.3
	724121665	8121665	Pace Secondaryprivate	N		71	67	94.4	79	77	97.5	148	145	98.0
	724121681	8121681	Phafogang Secondary	N	4	57	48	84.2	90	81	90.0	131	102	77.9
	700400244	8400244	Protea Glen Secondary School	N	5				124	102	82.3	156	146	93.6
	724111195	8111195	Prudens Secondary	N	3	40	20	50.0	58	41	70.7	57	36	63.2
	724111203	8111203	Reasoma Secondary	Y	5	178	152	85.4	191	168	88.0	281	229	81.5
	724111237	8111237	Seana Marena Secondary	N	3	182	135	74.2	160	135	84.4	110	101	91.8
	724111252	8111252	Sekanontoane Secondary	N	4	71	62	87.3	77	69	89.6	84	73	86.9
	724111260	8111260	Senaoane Secondary	N	4	190	119	62.6	177	151	85.3	265	183	69.1
	700111682	8111682	Shree Bharat Sharda Mandir Ind Schoo	N		46	43	93.5	61	61	100.0	64	64	100.0

District Name	Nat EMIS No	Centre No	Centre Name	Dinaledi	Quintile	2012			2013			2014		
						Wrote	Achieved	% Achieved	Wrote	Achieved	% Achieved	Wrote	Achieved	% Achieved
JOHANNESBURG CENTRAL	704120303	8120303	Silver Oaks Secondary	N	4	169	113	66.9	139	92	66.2	199	130	65.3
	704121061	8121061	Sir John Adamson High	N	5	241	227	94.2	283	271	95.8	259	252	97.3
	724133033	8133033	St Matthews Private Secondary	N		130	130	100.0	127	127	100.0	122	122	100.0
	704111328	8111328	Tetelo Secondary	N	5	170	158	92.9	171	166	97.1	110	100	90.9
	724111344	8111344	Thabo Secondary	Y	4	82	70	85.4	71	53	74.6	91	76	83.5
	724111377	8111377	Thomas Mofolo Secondary	N	4	197	161	81.7	193	163	84.5	154	140	90.9
	704110320	8110320	Topaz Secondary	N	4	149	113	75.8	169	100	59.2	138	93	67.4
	704110338	8110338	Trinity Secondary	N	4	117	98	83.8	158	130	82.3	186	145	78.0
	724111450	8111450	Vuwani Secondary	Y	3	180	169	93.9	181	165	91.2	234	184	78.6
	724121459	8120386	Willow Crescent Secondary	N	4	164	83	50.6	95	77	81.1	158	116	73.4
JOHANNESBURG EAST		8400442	Africa International Private School	N		18	10	55.6	25	11	44.0	11	9	81.8
	704152009	8152009	Alexandra Secondary	N	2	137	70	51.1	179	157	87.7	228	190	83.3
	704150011	8150011	Allanridge Secondary	N	2	94	68	72.3	156	104	66.7	175	114	65.1
	704130104	8130104	Athlone Boys High	N	5	71	67	94.4	66	61	92.4	76	74	97.4
	704130112	8130112	Athlone Girls High	N	5	143	138	96.5	146	142	97.3	139	132	95.0
		8130153	Barnato Park High School	N	4	122	95	77.9	126	105	83.3	121	105	86.8
	704130187	8130187	Beth Jacobs Girls High School	N					14	14	100.0	8	8	100.0
	700133538	8133538	Beyhan College	N		40	31	77.5	23	23	100.0	30	12	40.0
	704133694	8133694	Blue Hills College	N		91	91	100.0	107	106	99.1	98	95	96.9
	704150201	8150201	Bryanston High	N	5	178	178	100.0	186	184	98.9	155	148	95.5
	700400168	8400168	Cedarwood School	N								9	9	100.0
	704131995	8131995	Centurion College	N		37	30	81.1	36	30	83.3	44	37	84.1
	704130203	8130203	Convent Of The Holy Family	N		65	62	95.4	68	67	98.5	62	61	98.4
	700152786	8152786	Crawford College Sandton	N		127	124	97.6	140	140	100.0	135	135	100.0
	700152778	8152778	Crawford S Lonehill	N		123	123	100.0	141	141	100.0	129	129	100.0
	704152090	8152090	East Bank High	N	4	141	95	67.4	144	125	86.8	257	178	69.3
	700400328	8400328	Eastridge Christian School	N								12	7	58.3
	700133843	8133843	Eden College	N		68	64	94.1	61	57	93.4	56	54	96.4
	709260760	8260760	Equisweni Secondary	Y	2	258	208	80.6	248	238	96.0	314	279	88.9
	704130401	8130401	Grantley College	N		29	29	100.0	27	25	92.6	28	28	100.0
	704130484	8130484	Highlands North Boys High	N	5	95	81	85.3	109	81	74.3	99	73	73.7
		8400292	Hope Fountain Combined	N		14	9	64.3	23	18	78.3	29	21	72.4
	700400009	8400009	Ivory Park Secondary	Y	2	317	263	83.0	371	328	88.4	364	265	72.8
	700400407	8400407	Ivy Academy	N					10	7	70.0	16	13	81.3
	701400182	8400182	Izenzo Kungemazwi Com College	N		32	31	96.9	34	31	91.2	43	37	86.0
	700400402	8400402	J B Matabane Secondary School	N								56	50	89.3
	704130641	8130641	Jeppe Girls High	Y	5	167	167	100.0	180	180	100.0	151	151	100.0
	704130633	8130633	Jeppe High For Boys	Y	5	155	143	92.3	165	162	98.2	169	168	99.4
	704130302	8130302	Jules High	N	3	135	106	78.5	119	105	88.2	122	101	82.8
		8400347	Kaalfontein Secondary School	N	2	63	45	71.4	88	70	79.5	223	188	84.3

District Name	Nat EMIS No	Centre No	Centre Name	Dinaledi	Quintile	2012			2013			2014		
						Wrote	Achieved	% Achieved	Wrote	Achieved	% Achieved	Wrote	Achieved	% Achieved
JOHANNESBURG EAST	704130070	8130070	Kensington Secondary	N	4	115	88	76.5	133	98	73.7	144	95	66.0
	704130765	8130765	King Edward VII	N	5	196	192	98.0	212	208	98.1	204	204	100.0
	704152207	8152207	Kwabhekilanga Secondary	N	4	101	66	65.3	84	82	97.6	119	112	94.1
	700400310	8400310	Leap Science And Maths	N		40	39	97.5	27	23	85.2	72	68	94.4
	704132415	8132415	Liberty Community	N		59	59	100.0	95	91	95.8	90	85	94.4
	704130864	8130864	Malvern High	N	4	119	107	89.9	80	71	88.8	143	114	79.7
	700400150	8400150	Maphutha Secondary	N	3	222	143	64.4	214	178	83.2	177	147	83.1
	704150029	8150029	Marlboro Gardens Secondary	N	5	52	52	100.0	55	54	98.2	87	83	95.4
	704130880	8130880	Maryvale College	N		41	41	100.0	37	37	100.0	47	47	100.0
	704150987	8150987	Midrand High	Y	5	183	175	95.6	205	200	97.6	180	177	98.3
	704152264	8152264	Minerva Secondary	Y	2	200	138	69.0	152	127	83.6	351	226	64.4
	704132621	8132621	Newgate College	N		46	39	84.8	47	45	95.7	37	36	97.3
	700400362	8400362	Noordwyk Secondary School	N								69	46	66.7
	704151050	8151050	Northview High	Y	5	156	137	87.8	183	154	84.2	148	119	80.4
	704131128	8131128	Parktown Boys High	Y	4	138	137	99.3	149	149	100.0	135	133	98.5
	700400128	8400128	Ponelopele	N	3	129	120	93.0	126	107	84.9	124	114	91.9
	704131326	8131326	Queens High	Y	5	234	196	83.8	244	214	87.7	247	209	84.6
		8400368	Rand Hills College	N		67	24	35.8	106	30	28.3	76	42	55.3
	704131342	8131342	Rand Tutorial College	N		59	53	89.8	61	59	96.7	72	64	88.9
	704152314	8152314	Realogile Secondary	N	2	133	98	73.7	178	125	70.2	166	98	59.0
	704151498	8151498	Sandown High	N	5	84	73	86.9	74	68	91.9	94	82	87.2
	704131441	8131441	Sandringham High	Y	5	190	177	93.2	210	189	90.0	142	131	92.3
	704150318	8150318	Sandtonview	N	5	89	83	93.3	101	93	92.1	94	81	86.2
	700131482	8131482	Sharei Torah	N					3	3	100.0	9	9	100.0
	704131490	8131490	Sheikh Anta Diop College	N		57	33	57.9	53	48	90.6	30	28	93.3
	704132951	8132951	Sir Isaac Newton High	N		29	23	79.3	8	8	100.0	7	6	85.7
	704132985	8132985	St Endas Education Secondary	N	4	78	68	87.2	87	79	90.8	80	74	92.5
	704133058	8133058	Supreme Educational College	N		79	43	54.4	44	34	77.3	34	33	97.1
	704131672	8131672	The Torah Academy Primary And High School	N		21	21	100.0	16	16	100.0	18	18	100.0
	700400115	8400115	Tsoseletso Ya Africa Secondary	N	3	198	172	86.9	216	183	84.7	236	171	72.5
	704261420	8261420	Umqhele Secondary	Y	2	119	103	86.6	210	175	83.3	301	230	76.4
	704133223	8133223	United Church Preparatory	N		45	41	91.1	39	39	100.0	30	30	100.0
	705152512	8152512	United Sisterhood Mitzvah	N		41	40	97.6	39	39	100.0	38	34	89.5
	704151910	8151910	Waverley Girls High	Y	5	169	136	80.5	167	153	91.6	196	182	92.9
	704151928	8151928	Wendywood High	Y	5	145	144	99.3	128	127	99.2	142	135	95.1
	700134031	8134031	Wits Tutorial College	N		13	9	69.2	35	27	77.1	43	41	95.3

District Name	Nat EMIS No	Centre No	Centre Name	Dinaledi	Quintile	2012			2013			2014		
						Wrote	Achieved	% Achieved	Wrote	Achieved	% Achieved	Wrote	Achieved	% Achieved
JOHANNESBURG NORTH	700400173	8400173	Abbotts College Northcliff	N		108	107	99.1	88	88	100.0	92	92	100.0
		8400395	Amazing Grace Private	N		10	4	40.0	12	9	75.0	17	11	64.7
	700400391	8400391	Blue Eagle High School	N								39	31	79.5
	724131961	8131961	Bona Comprehensive	N	3	122	84	68.9	111	85	76.6	193	125	64.8
	724140426	8140426	Bopasenatla Secondary	N	3	67	41	61.2	56	41	73.2	73	45	61.6
	700131979	8131979	Bophelo-Impilo Private	N		34	20	58.8	38	26	68.4	28	19	67.9
	700141523	8141523	Bosmont Muslim	N		16	11	68.8	25	24	96.0	21	21	100.0
	700400032	8400032	Brandcliff House Private	N		34	34	100.0	29	29	100.0	31	31	100.0
	704140038	8140038	Chris J Botha Secondary	N	4	113	72	63.7	101	76	75.2	123	88	71.5
	704140053	8140053	Coronationville Secondary	N	4	94	61	64.9	91	66	72.5	121	79	65.3
	700400180	8400180	Cosmo City Secondary	N	1	151	117	77.5	211	179	84.8	193	136	70.5
	701400210	8400210	Cosmo City Secondary	N	1	151	105	69.5	189	134	70.9	218	183	83.9
	718152859	8152859	Damelin College Randburg Exam Centre	N		26	23	88.5	32	31	96.9	45	42	93.3
	704150391	8150391	Delta Park (Lsen)	N		28	26	92.9	37	36	97.3	34	32	94.1
	724140434	8140434	Diepdale Secondary	N	3	89	70	78.7	89	78	87.6	154	119	77.3
	700400010	8400010	Diepsloot Combined	N	1	99	96	97.0	90	89	98.9	68	59	86.8
	700400424	8400424	Diepsloot Secondary No 2	N	1				38	22	57.9	64	35	54.7
	724121301	8121301	Emshukantambo Secondary	Y	3	142	109	76.8	135	108	80.0	153	129	84.3
	705150441	8150441	Ferndale High	Y	5	79	74	93.7	96	90	93.8	112	102	91.1
	704140517	8140517	Fidelitas Comprehensive	N	3	117	93	79.5	162	143	88.3	132	114	86.4
	724140525	8140525	Fons Luminis Secondary	Y	3	191	162	84.8	187	166	88.8	152	131	86.2
	700150466	8150466	Fourways High	N	5	230	227	98.7	212	212	100.0	219	217	99.1
	704130443	8130427	Greenside High	N	5	157	154	98.1	184	183	99.5	158	157	99.4
	700152694	8152694	Heartwood Ind	N		18	8	44.4	18	14	77.8	21	10	47.6
	704130559	8130559	Hoer Tegiese Skool Langlaagte	Y	4	120	85	70.8	139	110	79.1	137	87	63.5
	704150623	8150623	Hoerskool Linden	N	5	107	107	100.0	119	119	100.0	138	138	100.0
	705150631	8150631	Hoerskool Randburg	N	5	143	143	100.0	140	137	97.9	128	128	100.0
	704140186	8140186	Hoerskool Vorentoe	Y	4	149	142	95.3	193	185	95.9	161	154	95.7
	704130534	8130534	Hope /Skool	N		18	13	72.2	21	14	66.7	31	16	51.6
	724140566	8140566	Immaculata Secondary	N		107	104	97.2	115	110	95.7	104	94	90.4
	705152181	8152181	Itirele-Zenzele Comprehensive	N	1	225	167	74.2	167	134	80.2	164	138	84.1
	704130062	8130062	Johannesburg Secondary	N	4	141	101	71.6	143	107	74.8	164	134	81.7
		8152223	Kwena Molapo Comprehensive Farm	N	1	88	82	93.2	78	76	97.4	163	156	95.7
	704132449	8132449	Lofentse Comprehensive	N	3	112	98	87.5	114	108	94.7	154	132	85.7
	724140756	8140756	Madibane Comprehensive	N	2	27	18	66.7	45	30	66.7	58	37	63.8
	704130971	8130971	Mcauley House	N		52	52	100.0	53	53	100.0	58	58	100.0
	724121608	8121608	Musi Comprehensive	N	5	127	83	65.4	111	70	63.1	93	68	73.1
	724140848	8140848	Namedi Secondary	N	2	67	58	86.6	119	95	79.8	93	85	91.4
	704133348	8133348	New Nation	N		40	30	75.0	40	30	75.0	62	37	59.7
	700140087	8140087	Noordgesig Secondary	N	4	67	57	85.1	111	94	84.7	158	133	84.2
	704140285	8140285	Northcliff High	N	5	273	273	100.0	271	271	100.0	267	266	99.6



District Name	Nat EMIS No	Centre No	Centre Name	Dinaledi	Quintile	2012			2013			2014		
						Wrote	Achieved	% Achieved	Wrote	Achieved	% Achieved	Wrote	Achieved	% Achieved
JOHANNESBURG NORTH	724132670	8132670	Orlando Secondary	N	3	114	100	87.7	190	141	74.2	181	132	72.9
	704131136	8131136	Parktown Girls High	N	5	209	209	100.0	197	196	99.5	214	214	100.0
	724121715	8121715	Progress Comprehensive	N	3	187	118	63.1	245	149	60.8	145	112	77.2
	704140095	8140095	R W Fick Secondary	N	4	67	33	49.3	73	58	79.5	80	66	82.5
	700152851	8152851	Rabasotho Combined	N		13	13	100.0	17	17	100.0	18	18	100.0
	700133976	8159000	Radley College	N		37	36	97.3	42	41	97.6	29	26	89.7
	705151241	8151241	Rand Park High	N	5	285	284	99.6	280	278	99.3	270	270	100.0
	704132811	8132811	Raucall Secondary	Y	4	91	91	100.0	88	88	100.0	89	89	100.0
	700140111	8140111	Riverlea Secondary	N	2	74	61	82.4	97	68	70.1	84	62	73.8
	704131367	8131367	Roosevelt High	Y	5	135	130	96.3	123	122	99.2	112	110	98.2
	700400136	8400136	Sama High	N		16	15	93.8	32	32	100.0	32	32	100.0
	705152348	8152348	Sekolo Sa Borokgo	N		50	44	88.0	51	51	100.0	48	48	100.0
	724132902	8132902	Selelekela Secondary	N	3	157	129	82.2	224	192	85.7	172	147	85.5
	701152363	8152363	St Ansgars Combined	N	1	92	71	77.2	90	76	84.4	99	73	73.7
	704140368	8140368	St Barnabas College	N		76	74	97.4	78	77	98.7	78	76	97.4
	700400417	8400417	Sunrise Secondary School	N								37	23	62.2
	704133074	8133074	Task Academy	N		35	15	42.9	32	20	62.5	31	22	71.0
	724121798	8121798	Thaba-Jabula Secondary	N	3	167	139	83.2	123	102	82.9	142	132	93.0
		8141531	The Al-Azhar Institute	N		10	10	100.0	15	12	80.0	20	18	90.0
	704140137	8140137	Westbury Secondary	N	4	127	106	83.5	148	126	85.1	169	147	87.0
JOHANNESBURG SOUTH	700400334	8400334	Academy Business School	N								31	22	71.0
	700400507	8400507	Afrimat College	N								26	19	73.1
	704131839	8131839	Afro-Kombs College	N		52	51	98.1	39	35	89.7	37	36	97.3
	723330696	8330696	Aha-Thuto Secondary	Y	2	263	152	57.8	195	133	68.2	151	112	74.2
		8400353	All Saints	N		42	32	76.2	15	15	100.0	3	3	100.0
	704110072	8110072	Azara Secondary	N	5	119	108	90.8	124	111	89.5	102	91	89.2
	704131920	8131920	Basa Tutorial Institute	N		99	98	99.0	109	107	98.2	101	100	99.0
	701110015	8110015	Daleview Secondary	N	2	86	45	52.3	104	93	89.4	85	70	82.4
		8400540	Denver Secondary School	N	1	116	80	69.0	121	74	61.2	113	55	48.7
	704120568	8120568	Diversity High	N	4	108	97	89.8	110	102	92.7	123	112	91.1
		8400371	Ebenezer Maranatha Institute	N		21	17	81.0	32	22	68.8	28	21	75.0
	704132126	8132126	Education Alive	N		64	64	100.0	96	95	99.0	112	111	99.1
	700111823	8111823	Elethu Themba School	N	2				51	44	86.3	65	51	78.5
	704110023	8110023	Ennerdale Secondary	N	5	142	83	58.5	74	56	75.7	95	80	84.2
	700400265	8400265	Falcon Private School	N								6	2	33.3
	704111500	8111500	Fred Norman Secondary	N	4	223	190	85.2	258	226	87.6	315	247	78.4
	704132241	8132241	Freedom Community College	N		114	112	98.2	136	124	91.2	108	102	94.4
		8400378	Gauteng Campus	N		50	27	54.0	33	26	78.8	12	8	66.7
	700111922	8111922	Gibson Pillay Learning Acad	N		25	21	84.0	32	32	100.0	25	25	100.0
	704110403	8110403	Glenvista High	N	5	260	255	98.1	249	246	98.8	270	266	98.5
701400313	8400313	Greenlane College	N		21	14	66.7	23	18	78.3	25	22	88.0	

District Name	Nat EMIS No	Centre No	Centre Name	Dinaledi	Quintile	2012			2013			2014		
						Wrote	Achieved	% Achieved	Wrote	Achieved	% Achieved	Wrote	Achieved	% Achieved
JOHANNESBURG SOUTH		8400370	Hambani College	N		21	5	23.8	17	9	52.9	15	14	93.3
	700122309	8122309	Horizon International High	N		21	21	100.0	28	28	100.0	30	30	100.0
	700331968	8330753	Isikhumbuzo High	N		35	29	82.9	55	47	85.5	49	46	93.9
	700400055	8400055	Ithuba-Lethu Secondary	N		106	94	88.7	116	101	87.1	86	76	88.4
	722331611	8331611	Jabulile Secondary	N	2	179	132	73.7	212	182	85.8	203	181	89.2
	700400293	8400293	Jeppe Education Centre	N		42	26	61.9	28	21	75.0	40	39	97.5
	704133769	8133769	Johannesburg Muslim	N		60	60	100.0	71	69	97.2	70	70	100.0
	700122234	8122234	Johannesburg Polytech Institute	N		74	74	100.0	107	106	99.1	67	67	100.0
	704130708	8130708	John Orr Technical High	Y	4	101	74	73.3	98	77	78.6	94	83	88.3
	722330894	8330894	Johweto Combined	N		14	14	100.0	8	8	100.0	9	9	100.0
	704133918	8133918	Jordao College	N		22	21	95.5	30	30	100.0	22	22	100.0
	700400429	8400429	Lawley Thuto Lefa Secondary School	N								53	50	94.3
	700400167	8400167	Leeds Business College Repeaters	N		32	8	25.0	10	9	90.0	8	7	87.5
	704111583	8111583	Lenasia Muslim	N		68	68	100.0	92	92	100.0	108	107	99.1
	719110213	8110213	Lenasia South Secondary	N	5	187	151	80.7	245	190	77.6	199	140	70.4
	723330969	8330969	Leshata Secondary	Y	2	137	129	94.2	185	171	92.4	176	173	98.3
		8400455	Lunem Learning Centre	N					15	3	20.0	23	9	39.1
		8110254	M C Kharbai School For The Deaf	N								2	2	100.0
	704132464	8132464	Mahlasedi High	N		47	47	100.0	62	62	100.0	60	60	100.0
	700331884	8331884	Masibambane College	N					23	23	100.0	40	40	100.0
		8400350	Mbowa Academy	N		62	30	48.4	30	21	70.0	32	19	59.4
	700134007	8134007	Metropolitan College	N		35	28	80.0	35	35	100.0	29	16	55.2
	719111658	8111658	Moses Maren Mission Technical Secondary	N	2	86	55	64.0	90	76	84.4	73	66	90.4
	700331950	8331950	Mphethi Mahlatsi Secondary	N	2	166	140	84.3	249	210	84.3	184	175	95.1
	704131037	8131037	National Of The Arts	N	5	95	92	96.8	102	102	100.0	101	100	99.0
	700400454	8400454	Nationwide School For Academic Excel	N		17	11	64.7	35	21	60.0	49	42	85.7
	704132613	8132613	New Model Private College	N		64	63	98.4	71	71	100.0	73	72	98.6
	700111815	8111815	Oakdale Secondary	N	4	135	66	48.9	105	73	69.5	148	115	77.7
	704132720	8132720	Phoenix College Of Johannesburg	N		31	30	96.8	68	68	100.0	51	50	98.0
		8400336	Pride Learning Academy	N		16	13	81.3	17	17	100.0	21	21	100.0
	704132753	8132753	Providence Academy	N		123	97	78.9	120	114	95.0	71	70	98.6
		8400235	Qalabotsha Secondary	N	1	111	77	69.4	118	84	71.2	102	72	70.6
	722331181	8331181	Qoqa Secondary	N		52	28	53.8	84	51	60.7	79	71	89.9
	704131334	8131334	Rand Meisieskool/Girls	N	4	174	172	98.9	173	169	97.7	199	194	97.5
723331215	8331215	Raphela Secondary	Y	2	161	128	79.5	131	126	96.2	140	133	95.0	
700400438	8400438	Rostec Technical Fet College-Market	N								22	7	31.8	
722331546	8331546	Sakhisizwe Secondary	N	1	78	54	69.2	93	53	57.0	116	67	57.8	

District Name	Nat EMIS No	Centre No	Centre Name	Dinaledi	Quintile	2012			2013			2014		
						Wrote	Achieved	% Achieved	Wrote	Achieved	% Achieved	Wrote	Achieved	% Achieved
JOHANNESBURG SOUTH	8400453	8400453	Sedco High School	N					26	10	38.5	20	8	40.0
	722331660	8331660	Siyaphambili Secondary	N		39	30	76.9	37	34	91.9	29	29	100.0
	719110197	8110197	Southview High	N	4	178	128	71.9	375	265	70.7	243	214	88.1
	700400377	8400377	Summat - Market Str	N								6	6	100.0
	722331405	8331405	Thamsanqa Secondary	N	2	156	102	65.4	154	110	71.4	145	124	85.5
	704122184	8111343	The Africa House College	N					21	21	100.0	22	21	95.5
	704121137	8121137	The Hill High	N	5	199	187	94.0	220	200	90.9	177	161	91.0
	723331645	8331645	Thetha Secondary	N	1	111	70	63.1	98	80	81.6	94	88	93.6
	722331876	8331876	Thula Mntwana Comb	N		24	19	79.2	12	10	83.3	25	23	92.0
	723321554	8321554	Thusa-Setjhaba Secondary	N	2	115	92	80.0	91	84	92.3	115	113	98.3
	704133249	8133249	Vector College	N		65	61	93.8	65	63	96.9	68	64	94.1
	700400023	8400023	Vine College	N		31	22	71.0	32	12	37.5	12	3	25.0
	722331504	8331504	Vulanindlela Secondary	N	2	112	72	64.3	63	59	93.7	80	78	97.5
	701331976	8331976	Vutomi High	N		87	15	17.2	75	18	24.0	33	17	51.5
		8400302	Watersrand High	N		21	6	28.6	19	14	73.7	23	22	95.7
	700400460	8400460	Wavelength High School	N								26	7	26.9
		8400274	Whitestone College	N					27	16	59.3	20	13	65.0
	719110767	8110767	Willowmead Secondary	N	4	163	140	85.9	209	178	85.2	207	184	88.9
704111526	8111526	Zakariyya Park Secondary	N	5	89	84	94.4	133	111	83.5	121	104	86.0	
JOHANNESBURG WEST	705252189	8252189	Allen Glen High	N	5	209	197	94.3	243	233	95.9	266	251	94.4
	724131862	8131862	Anchor Comprehensive	N	3	93	64	68.8	74	72	97.3	81	67	82.7
	701400311	8400311	Bridgeway Christian	N		10	10	100.0	6	6	100.0	8	8	100.0
		8252304	Crown Christian	N		30	23	76.7	25	17	68.0	30	25	83.3
	701400287	8400287	Eagle House Learning Centre	N		16	16	100.0	31	31	100.0	32	30	93.8
	704132167	8132167	Emadwaleni Secondary	N	3	42	32	76.2	67	58	86.6	74	66	89.2
	718250142	8250142	Florida Park High	Y	5	273	243	89.0	272	253	93.0	283	272	96.1
	718251405	8251405	Forte Secondary	Y	4	215	197	91.6	262	239	91.2	156	145	92.9
	718251413	8251413	George Khosa Secondary	N	4	180	140	77.8	145	115	79.3	157	123	78.3
	700252768	8252768	Grace Christian School	N					3	3	100.0	10	9	90.0
	718250217	8250217	Hoerskool Die Adelaar	N	5	163	158	96.9	179	168	93.9	141	132	93.6
	718250225	8250225	Hoerskool Die Burger	N	5	133	118	88.7	144	122	84.7	131	96	73.3
	718250233	8250233	Hoerskool Florida	N	5	279	276	98.9	293	290	99.0	312	307	98.4
	718250274	8250274	Hoerskool Roodepoort	N	5	104	100	96.2	123	119	96.7	78	74	94.9
	701400221	8400221	Ikusasaletu Secondary	N	1	79	72	91.1	99	73	73.7	110	97	88.2
	724140624	8140624	Kelokitso Comprehensive	N	3	118	65	55.1	114	76	66.7	100	71	71.0
	1	8400241	Kgatelopele Secondary School	N	1	57	56	98.2	70	69	98.6	133	123	92.5
	724140665	8140665	Kwa-Mahlobo Secondary	N	3	75	68	90.7	108	94	87.0	114	91	79.8
	724140681	8140681	Lamula Jubilee Secondary	N	3	176	129	73.3	148	117	79.1	238	154	64.7
	718250852	8250852	Lanternskool	N		47	40	85.1	60	55	91.7	38	37	97.4
	724140715	8140715	Letsibogo Secondary	Y	4	130	116	89.2	129	128	99.2	149	148	99.3
	724140780	8140780	Matseliso Secondary	N	3	135	107	79.3	87	79	90.8	114	107	93.9
724140806	8140806	Meadowlands Secondary	N	3	132	103	78.0	147	106	72.1	144	108	75.0	
724140814	8140814	Mokgome Secondary	N	3	148	105	70.9	119	82	68.9	139	99	71.2	

District Name	Nat EMIS No	Centre No	Centre Name	Dinaledi	Quintile	2012			2013			2014		
						Wrote	Achieved	% Achieved	Wrote	Achieved	% Achieved	Wrote	Achieved	% Achieved
JOHANNESBURG WEST	704132688	8132688	Orlando West Secondary	N	3	57	47	82.5	74	65	87.8	69	65	94.2
	704132704	8132704	Phefeni Secondary	N	3	79	67	84.8	115	99	86.1	100	76	76.0
	718251777	8251777	Pj Simelane Secondary	Y	4	104	101	97.1	147	142	96.6	166	151	91.0
	718250951	8250951	Princess High	Y	5	208	174	83.7	177	167	94.4	194	160	82.5
		8400220	Raymond Mhlaba Secondary School	N	2	41	41	100.0	91	91	100.0	99	96	97.0
	700400614	8400614	Royal College	N								31	18	58.1
	704251850	8251850	Sebetsa-O-Tholemoputso	N	2	159	126	79.2	113	110	97.3	116	111	95.7
	700400569	8400569	Seekers Private High School	N					19	12	63.2	16	10	62.5
		8400240	Siyabonga Secondary School	N	1	62	50	80.6	77	65	84.4	108	88	81.5
	700251900	8251900	Sizwile For The Deaf	N		6	4	66.7	5	4	80.0	6	2	33.3
	700133009	8133009	St Martin De Porres Combined	N		76	72	94.7	99	97	98.0	100	90	90.0
	700400218	8400218	Thulani Secondary	N	2	54	52	96.3	73	68	93.2	100	88	88.0
	724141002	8141002	Thutlore Secondary	N	3	126	71	56.3	111	89	80.2	117	81	69.2
	718252031	8252031	Tulip Secondary	N		92	89	96.7	129	126	97.7	62	55	88.7
	724141143	8141143	Veritas Secondary	N	3	41	22	53.7	42	28	66.7	66	23	34.8
	700252883	8252883	Victory House Private	N		35	34	97.1	69	69	100.0	70	69	98.6
	718251173	8251173	West Ridge High	Y	5	162	156	96.3	184	180	97.8	216	206	95.4
	8400238	Wiseman Cele Secondary School	N	2	54	37	68.5	83	65	78.3	130	116	89.2	
SEDIBENG EAST	704331694	8331694	Assemblies Of God (Cefups Academy)	N		57	46	80.7	66	61	92.4	53	46	86.8
	700330100	8330100	Destinata Skool	N		11	11	100.0	23	23	100.0	24	22	91.7
	700400181	8400181	El Tabernacle	N		27	26	96.3	25	25	100.0	25	22	88.0
	722330126	8330126	General Smuts High	Y	4	303	282	93.1	343	320	93.3	278	261	93.9
	712340174	8340174	Hoer Volksskool Heidelberg	N	5	196	192	98.0	187	180	96.3	193	180	93.3
	722330159	8330159	Hoerskool Dr Malan	N	5	162	158	97.5	198	193	97.5	177	176	99.4
	722330167	8330167	Hoerskool Drie Riviere	N	5	152	144	94.7	149	148	99.3	128	127	99.2
	700340208	8340208	Hoerskool Emmasdal	N								1	1	100.0
	722330183	8330183	Hoerskool Overvaal	N	5	87	86	98.9	113	113	100.0	81	80	98.8
	722330209	8330209	Hoerskool Vereeniging	N	4	120	115	95.8	256	251	98.0	256	256	100.0
	723330860	8330860	Isizwe-Setjhaba Secondary	N	3	69	33	47.8	56	41	73.2	43	34	79.1
		8400320	Jeppe Education Centre	N		18	9	50.0	25	22	88.0	22	22	100.0
	712340752	8340752	Khanya-Lesedi Secondary	N	4	118	91	77.1	117	98	83.8	97	80	82.5
	723330944	8330944	Lekoa Shandu Secondary	N	3	136	103	75.7	108	92	85.2	89	76	85.4
	700332117	8332117	Meyerton High	N	2	121	90	74.4	120	83	69.2	136	116	85.3
	704331074	8331074	Mohloli Secondary	Y	3	116	105	90.5	144	128	88.9	149	145	97.3
	700400226	8400226	New Ratanda Secondary	N	3	121	88	72.7	120	103	85.8	117	96	82.1
	112341149	8341149	Ratanda Secondary	N	4	84	63	75.0	73	63	86.3	124	81	65.3
	722330597	8330597	Riverside High	N	5	120	112	93.3	147	144	98.0	143	131	91.6
	722330043	8330043	Roshnee Secondary	N	4	50	39	78.0	67	67	100.0	78	77	98.7
722331702	8331702	Roshnee Islamic	N		31	31	100.0	35	35	100.0	32	32	100.0	
700400420	8400420	Rostec Technical College	N								12	6	50.0	

District Name	Nat EMIS No	Centre No	Centre Name	Dinaledi	Quintile	2012			2013			2014		
						Wrote	Achieved	% Achieved	Wrote	Achieved	% Achieved	Wrote	Achieved	% Achieved
SEDIBENG EAST		8331280	Rusoord Secondary	N	1	28	19	67.9	25	18	72.0	17	16	94.1
	700400673	8400673	Rust-Ter-Vaal Secondary School	N								32	23	71.9
	712340364	8340364	Sedaven High	N		24	22	91.7	29	26	89.7	33	29	87.9
	723331413	8331413	Thuto Lore Secondary	N	3	79	47	59.5	80	55	68.8	55	51	92.7
	722331470	8331470	Vaal Ed U College Private	N		33	30	90.9	24	24	100.0	32	27	84.4
SEDIBENG WEST	723320937	8320937	Beverly Hills Secondary	Y	1	183	173	94.5	209	194	92.8	141	112	79.4
	700400325	8400325	Boitumelo Secondary	N	3	116	85	73.3	115	77	67.0	103	67	65.0
		8400355	Bophelong Secondary	N	2	74	47	63.5	99	70	70.7	117	115	98.3
	723320358	8320358	Botebo-Tsebo Secondary	Y	4	148	107	72.3	167	119	71.3	174	126	72.4
	722321869	8321869	Chrystal Springs Private	N		44	17	38.6	46	19	41.3	27	14	51.9
	723320432	8320432	Dinokaneng Secondary	N	3	79	60	75.9	77	45	58.4	108	71	65.7
	722321752	8321752	El Shaddai	N		83	67	80.7	94	72	76.6	87	69	79.3
	723320515	8320515	Esokwazi Secondary	Y	2	191	175	91.6	240	232	96.7	248	229	92.3
	723320556	8320556	Fundulwazi Secondary	N	3	238	172	72.3	216	166	76.9	138	114	82.6
	723322107	8320028	Hoer Tegiese Skool Carel De Wet	N	5	119	99	83.2	121	110	90.9	119	95	79.8
	723330175	8330175	Hoerskool Driehoek	N	5	169	167	98.8	166	166	100.0	166	161	97.0
	723320036	8320036	Hoerskool Suiderlig	N	5	169	167	98.8	156	154	98.7	179	171	95.5
	723330191	8330191	Hoerskool Transvalia	N	5	191	190	99.5	254	245	96.5	200	196	98.0
	723320044	8320044	Hoerskool Vanderbijlpark	N	3	75	66	88.0	71	63	88.7	82	72	87.8
	723320663	8320663	Jet Nteo Secondary	N	2	70	62	88.6	93	60	64.5	63	57	90.5
	723320671	8320671	Jordan Secondary	N	1	57	44	77.2	114	111	97.4	106	91	85.8
	723320689	8320689	Katleho-Impumelelo Secondary	N	3	158	107	67.7	90	64	71.1	130	61	46.9
	723320697	8320697	Kgokare Secondary	N	2	69	66	95.7	58	56	96.6	71	61	85.9
	723320713	8320713	Khutlo-Tharo Secondary	Y	2	90	57	63.3	78	50	64.1	120	109	90.8
	723320754	8320754	Lakeside Secondary	N	3	158	147	93.0	166	163	98.2	170	166	97.6
	723320788	8320788	Lebohang Secondary	N	3	89	66	74.2	99	85	85.9	134	83	61.9
	723320895	8320895	Mahareng Secondary	N	3	87	74	85.1	153	119	77.8	160	93	58.1
	723320960	8320960	Maxeke Secondary	N	1	72	68	94.4	144	128	88.9	129	121	93.8
	723321026	8321026	Mohaladitoe Secondary	N	4	47	34	72.3	82	53	64.6	87	73	83.9
	723321083	8321083	Mopholosi Secondary	N	2	76	48	63.2	132	108	81.8	129	94	72.9
	723321091	8321091	Moqhaka Secondary	N	3	59	30	50.8	38	24	63.2	45	31	68.9
	723321109	8321109	Moshate Secondary	N	3	83	61	73.5	111	81	73.0	206	142	68.9
	723321281	8321281	Poelano Secondary	N	2	102	83	81.4	150	126	84.0	125	112	89.6
	700400119	8400119	Prestigious Aurete Secondary	N	5	86	61	70.9	107	87	81.3	102	71	69.6
	723321307	8321307	Qedilizwe Secondary	Y	2	175	119	68.0	121	112	92.6	192	160	83.3
	723321364	8321364	Ramolelle Combined	N	1	11	7	63.6	18	15	83.3	15	10	66.7
	700321372	8321372	Ramosukula Secondary	N	1	33	31	93.9	32	29	90.6	23	23	100.0
722321380	8321380	Residensia Secondary	Y	3	99	89	89.9	158	123	77.8	183	131	71.6	
723321398	8321398	Rutasetjhaba Secondary	Y	2	149	102	68.5	151	138	91.4	240	179	74.6	
700400127	8400127	Samelson College	N		41	21	51.2	32	14	43.8	29	15	51.7	
723321406	8321406	Sapphire Secondary	N	2	122	87	71.3	140	113	80.7	138	111	80.4	

District Name	Nat EMIS No	Centre No	Centre Name	Dinaledi	Quintile	2012			2013			2014		
						Wrote	Achieved	% Achieved	Wrote	Achieved	% Achieved	Wrote	Achieved	% Achieved
SEDIBENG WEST	723321430	8321430	Sehopotso Secondary	N	3	70	61	87.1	48	48	100.0	81	65	80.2
	723321455	8321455	Setjhaba-Sohle Secondary	N	4	60	47	78.3	63	53	84.1	106	52	49.1
	723321497	8321497	Sizanani Thusanang Comprehensive	N	3	62	37	59.7	71	48	67.6	70	51	72.9
	723330654	8330654	Suncrest High	Y	5	101	98	97.0	89	88	98.9	118	116	98.3
	723321505	8321505	Tandukwazi Secondary	N	2	171	123	71.9	110	81	73.6	206	98	47.6
	723321521	8321521	Tharabollo Secondary	N	3	109	80	73.4	107	85	79.4	177	123	69.5
	723330662	8330662	The Vaal High	N	5	120	91	75.8	80	64	80.0	154	105	68.2
	723321570	8321570	Thuto-Tiro Comprehensive	N	4	57	38	66.7	93	88	94.6	143	111	77.6
	723321604	8321604	Tokelo Secondary	N	1	50	41	82.0	83	59	71.1	72	56	77.8
	723321638	8321638	Tshepo-Themba Secondary	N	2	52	48	92.3	142	120	84.5	100	86	86.0
	723321703	8321703	Tsolo Secondary	N	2	183	130	71.0	124	95	76.6	156	124	79.5
		8400388	Watershed Christian	N		28	11	39.3	46	20	43.5	28	26	92.9
TSHWANE NORTH	700400129	8400129	Academic Quality Education	N		14	14	100.0	9	7	77.8	16	14	87.5
	700910011	8910011	Adam Masebe Secondary	N	1	110	93	84.5	136	96	70.6	179	118	65.9
	702240507	8240507	Amogelang Secondary	Y	1	190	151	79.5	297	222	74.7	227	150	66.1
	700910158	8910158	Boitshepo Secondary	N	1	88	81	92.0	155	145	93.5	131	120	91.6
	700910169	8910169	Bokamoso High	N	1	147	125	85.0	170	137	80.6	238	116	48.7
	701240580	8240580	Botse-Botse Secondary	N	4	173	166	96.0	212	189	89.2	117	101	86.3
		8241787	Charis Christian School	N					5	5	100.0	3	2	66.7
	701220103	8220103	Clapham High	Y	5	182	173	95.1	171	154	90.1	147	141	95.9
	700241779	8241779	Elizabeth Matsemela Secondary	N	4	129	113	87.6	147	121	82.3	158	106	67.1
	700220137	8220137	Gereformeerde Skool Dirk Postma	N		29	29	100.0	17	17	100.0	20	20	100.0
		8400396	Hammanskraal Secondary School	N	1	105	67	63.8	146	83	56.8	171	118	69.0
	700910484	8910484	Hans Kekana Secondary	Y	1	166	149	89.8	420	356	84.8	256	220	85.9
	702240739	8240739	Hlanganani Secondary	N	3	66	42	63.6	63	51	81.0	84	64	76.2
	701220152	8220152	Hoer Tegnologiese Skool John Vorster	N	5	171	169	98.8	201	194	96.5	147	144	98.0
	701230334	8230334	Hoerskool Hendrik Verwoerd	N	5	169	169	100.0	177	174	98.3	205	198	96.6
	703240069	8240069	Hoerskool Montana	N	4	287	287	100.0	252	249	98.8	255	255	100.0
	701220178	8220178	Hoerskool Oos-Moot	N	5	225	219	97.3	250	250	100.0	265	264	99.6
	703240077	8240077	Hoerskool Overkruin	N	5	206	205	99.5	209	209	100.0	228	228	100.0
	701220194	8220194	Hoerskool Staatspresident C R Swart	N	5	130	122	93.8	172	164	95.3	190	168	88.4
	701230383	8230383	Hoerskool Wonderboom	N	5	272	268	98.5	321	320	99.7	323	310	96.0
700910514	8910514	Hosea Kekana Secondary	N	1	133	115	86.5	165	138	83.6	127	114	89.8	
701230391	8230391	Iona Convent	N		28	28	100.0	29	29	100.0	55	55	100.0	
702240770	8240770	Kgomotso Secondary	Y	2	86	81	94.2	145	112	77.2	142	123	86.6	
701240895	8240895	Lethabong Secondary	N	4	160	125	78.1	188	158	84.0	203	139	68.5	
700911026	8911026	Makgetse High	Y	3	295	239	81.0	334	300	89.8	227	201	88.5	

District Name	Nat EMIS No	Centre No	Centre Name	Dinaledi	Quintile	2012			2013			2014		
						Wrote	Achieved	% Achieved	Wrote	Achieved	% Achieved	Wrote	Achieved	% Achieved
TSHWANE NORTH	702240929	8240929	Makhosini Combined Secondary	Y	1	175	128	73.1	235	213	90.6	187	170	90.9
	702240960	8240960	Memezelo Secondary	N	4	93	63	67.7	103	76	73.8	156	81	51.9
	700911541	8911541	Ntswane	N	1	61	44	72.1	81	69	85.2	88	56	63.6
	700911589	8911589	Phl Moraka Secondary	N	4	106	56	52.8	147	128	87.1	163	138	84.7
	701241117	8241117	Prestige College	N		117	117	100.0	136	136	100.0	137	135	98.5
	700911709	8911709	Rakgotso Secondary	N	1	208	199	95.7	197	174	88.3	250	220	88.0
	700911767	8911767	Ratshepo Secondary	N	3	249	225	90.4	281	248	88.3	316	294	93.0
	701232215	8232215	Sa College	N		89	70	78.7	77	66	85.7	58	55	94.8
	701241273	8241273	Senthibele Senior Secondary	N	2	132	105	79.5	174	137	78.7	153	108	70.6
	700913607	8913607	Sikhululekile	N	4	207	163	78.7	204	186	91.2	156	142	91.0
	702241307	8241307	Soshanguve Secondary	Y	2	275	239	86.9	294	243	82.7	287	206	71.8
	700912139	8912139	Tipfuxeni Secondary	N	1	124	110	88.7	122	104	85.2	121	96	79.3
	8241471	Tshwane Christian School	N		16	16	100.0	24	24	100.0	24	24	100.0	
TSHWANE SOUTH	701230110	8230110	Afrikaanse Hoer Meisieskool	N	5	213	213	100.0	196	196	100.0	184	184	100.0
	701230128	8230128	Afrikaanse Hoer Seunskool	N	5	216	216	100.0	219	219	100.0	232	231	99.6
	700400125	8400125	Al Ghazali	N		14	14	100.0	22	22	100.0	19	19	100.0
	700400100	8400100	Al-Asr Educational Institute	N		18	18	100.0	24	24	100.0	28	27	96.4
	700400102	8400102	Berea Park Independent High	N		209	92	44.0	178	95	53.4	122	52	42.6
	701231555	8231555	Bokgoni Technical Secondary	Y	4	180	113	62.8	160	100	62.5	143	86	60.1
	700221474	8221474	Bona Lesedi Secondary	N	1	158	129	81.6	266	159	59.8	199	141	70.9
		8400171	Bophelong Community Independent Scho	N		10	4	40.0	15	9	60.0	4	2	50.0
	700400092	8400092	Carpe Diem Academy	N		44	43	97.7	33	31	93.9	41	33	80.5
	701231571	8231571	Central Islamic	N		24	24	100.0	28	28	100.0	35	35	100.0
	701220095	8220095	Christian Brothers College Mount Edmund	N		51	50	98.0	71	71	100.0	65	63	96.9
	701220582	8220582	Cornerstone College Secondary	N		130	130	100.0	146	146	100.0	131	131	100.0
	701230219	8230219	Crawford College Pretoria	N		128	128	100.0	122	122	100.0	110	110	100.0
	700212233	8212233	Cresta College	N					8	8	100.0	5	5	100.0
	701232371	8232371	Dansa International College	N		106	101	95.3	123	115	93.5	104	99	95.2
	701231605	8231605	David Hellen Peta Secondary	N	4	72	63	87.5	73	67	91.8	82	74	90.2
	701231613	8231613	Dr Wf Nkomo Secondary	N	4	154	103	66.9	102	82	80.4	124	88	71.0
	700400497	8400497	Dsdh High School	N								18	9	50.0
	700400285	8400285	Duo Edu Senior Ohafhanklike Skool	N		20	20	100.0	16	16	100.0	21	21	100.0
	701231621	8231621	Ed-U-College Secondary	N		61	51	83.6	90	81	90.0	88	77	87.5
	701231639	8231639	Edward Phatudi Secondary	N	3	84	76	90.5	140	123	87.9	122	115	94.3
	701220020	8220020	Eersterust Secondary	N	4	87	48	55.2	56	52	92.9	57	52	91.2
700232679	8232679	Elmar College	N		94	92	97.9	60	60	100.0	66	65	98.5	
700400576	8400576	Empro Academy	N								4	3	75.0	
701231670	8231670	Flavius Mareka Secondary	N	1	128	109	85.2	100	74	74.0	136	101	74.3	
700400008	8400008	Founders Community	N		46	23	50.0	65	29	44.6	21	20	95.2	

District Name	Nat EMIS No	Centre No	Centre Name	Dinaledi	Quintile	2012			2013			2014		
						Wrote	Achieved	% Achieved	Wrote	Achieved	% Achieved	Wrote	Achieved	% Achieved
TSHWANE SOUTH	701220657	8220657	Gatang Secondary	Y	4	151	136	90.1	122	105	86.1	231	176	76.2
	701231712	8231712	Greenwood College	N		40	30	75.0	65	45	69.2	36	30	83.3
	701230037	8230037	Himalaya Secondary	Y	3	102	86	84.3	183	153	83.6	183	117	63.9
	701210229	8210229	Hoerskool Centurion	Y	5	244	242	99.2	244	244	100.0	218	216	99.1
	701210153	8210153	Hoerskool Die Wilgers	N	5	111	104	93.7	141	132	93.6	119	115	96.6
	701210161	8210161	Hoerskool Eldoraigne	N	5	312	312	100.0	316	315	99.7	303	303	100.0
	701220160	8220160	Hoerskool F H Odendaal	N	4	187	164	87.7	166	149	89.8	152	140	92.1
	701210187	8210187	Hoerskool Garsfontein	N	5	297	297	100.0	376	376	100.0	367	367	100.0
	701210195	8210195	Hoerskool Menlopark	N	5	267	267	100.0	264	264	100.0	286	286	100.0
	701220186	8220186	Hoerskool Silverton	N	5	57	55	96.5	100	94	94.0	101	92	91.1
	701210211	8210211	Hoerskool Uitsig	N	5	177	170	96.0	195	193	99.0	185	179	96.8
	701210237	8210237	Hoerskool Voortrekkerhoogte	N	5	206	160	77.7	201	185	92.0	171	167	97.7
	701210245	8210245	Hoerskool Waterkloof	N	5	303	303	100.0	312	312	100.0	297	297	100.0
	701210252	8210252	Hoerskool Zwartkop	N	5	310	307	99.0	263	259	98.5	292	291	99.7
	701231746	8231746	Hofmeyr Secondary	N	4	87	63	72.4	147	92	62.6	125	93	74.4
	701231761	8231761	Holy Trinity Secondarycatholic	N		34	30	88.2	36	33	91.7	36	34	94.4
	701231332	8231332	Hospitaalskool Pretoria Hospital	N		48	42	87.5	39	36	92.3	45	37	82.2
	701220699	8220699	J Kekana Secondary	N	3	106	68	64.2	134	103	76.9	105	69	65.7
	701220707	8220707	Jafta Mahlangu Secondary	N	3	131	81	61.8	118	89	75.4	144	87	60.4
	700220715	8220715	Khuthalani Sec School	N								46	36	78.3
	701230078	8230078	Laudium Secondary	N	3	163	129	79.1	161	136	84.5	125	115	92.0
	701220749	8220749	Lehlabile Secondary	Y	4	133	101	75.9	155	103	66.5	132	101	76.5
	701220756	8220756	Lompec Secondary	N		16	14	87.5	22	19	86.4	28	22	78.6
	701231043	8231043	Loreto Convent	N		69	69	100.0	72	72	100.0	70	70	100.0
	701210906	8210906	Lytelton Manor High	Y	5	232	228	98.3	241	234	97.1	236	227	96.2
	701220772	8220772	Mamelodi Secondary	N	3	142	106	74.6	191	178	93.2	191	172	90.1
	701231977	8231977	Meridian College	N		54	21	38.9	82	44	53.7	30	18	60.0
	701220855	8220855	Modiri Technical	N	3	37	30	81.1	44	34	77.3	45	24	53.3
	700400088	8400088	Nellmapius Secondary	N	2	216	171	79.2	144	87	60.4	147	96	65.3
	700210948	8210948	Nuwe Hoopskool	N		25	25	100.0	31	31	100.0	22	21	95.5
	700400458	8400458	Olievenhoutbosch Secondary School	N								84	76	90.5
	701220962	8220962	Phateng Secondary	Y	4	117	103	88.0	167	130	77.8	192	115	59.9
	701232124	8232124	Phelindaba Secondary	N	3	165	98	59.4	138	104	75.4	114	96	84.2
	700400087	8400087	Pretoria Secondary	N	5	94	76	80.9	94	67	71.3	84	62	73.8
	701231316	8231316	Pretoria Boys High	Y	5	301	300	99.7	289	289	100.0	292	286	97.9
	700400331	8400331	Pretoria Central High	N								63	45	71.4
	701231324	8231324	Pretoria High For Girls	Y	5	286	286	100.0	290	290	100.0	274	274	100.0
	700232653	8232653	Pretoria Hindu	N		18	18	100.0	20	18	90.0	13	13	100.0
	700400318	8400318	Pretoria Institute Of Learning	N		45	41	91.1	60	49	81.7	52	30	57.7
	700232725	8232725	Pretoria Muslim Trust Sunni	N		17	17	100.0	30	28	93.3	40	40	100.0
701231340	8231340	Pretoria Technical High	Y	4	130	114	87.7	90	83	92.2	125	114	91.2	
700400005	8400005	Princefield Trust	N		34	20	58.8	12	8	66.7	18	10	55.6	

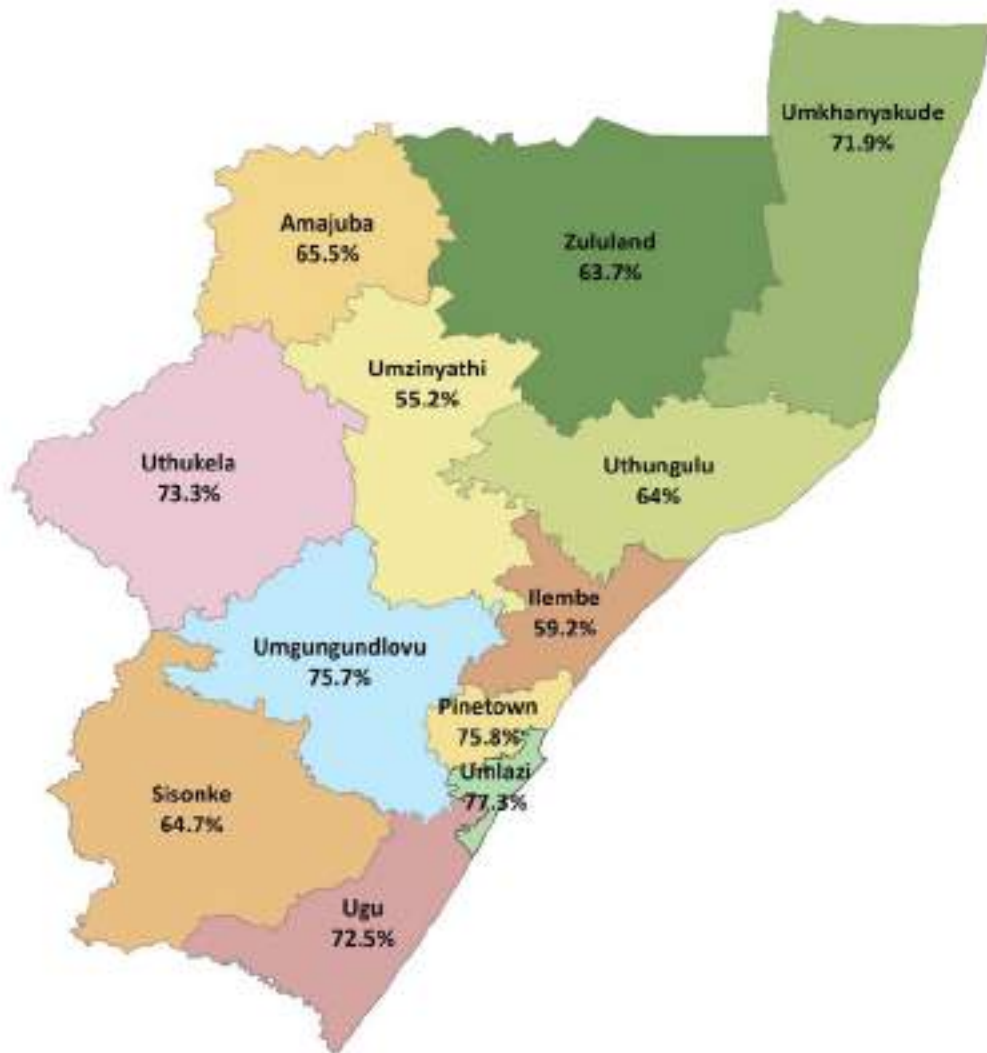


District Name	Nat EMIS No	Centre No	Centre Name	Dinaledi	Quintile	2012			2013			2014		
						Wrote	Achieved	% Achieved	Wrote	Achieved	% Achieved	Wrote	Achieved	% Achieved
TSHWANE SOUTH	700210203	8210203	Pro Arte Alphen Park	N	5	150	149	99.3	144	140	97.2	127	122	96.1
	701220079	8220079	Prosperitus Secondary	N	4	112	101	90.2	125	118	94.4	153	142	92.8
	700400340	8400340	Queens Private School	N					30	24	80.0	24	24	100.0
		8400258	Raslouw Academy	N					7	7	100.0	1	0	0.0
		8400330	Rephafogile Secondary	N	4	69	47	68.1	73	53	72.6	98	63	64.3
	701221044	8221044	Ribane-Laka Secondary	N	4	148	144	97.3	161	161	100.0	165	163	98.8
	700400446	8400446	Rivernorth Commercial School	N								15	7	46.7
	700400081	8400081	Rosina Sedibane Modiba Sport	N		45	36	80.0	48	48	100.0	41	38	92.7
	700400444	8400444	Rostec Technical College - Pretoria	N								28	8	28.6
	701232223	8232223	Saulridge Secondary	N	1	114	95	83.3	99	82	82.8	115	76	66.1
		8232249	Seshegong Secondary	N	4	126	113	89.7	163	149	91.4	73	64	87.7
	701220681	8220681	Solomon Mahlangu Freedom	N	4	97	88	90.7	128	105	82.0	153	115	75.2
	700220517	8220517	Sonitusskool	N		3	3	100.0	9	8	88.9	8	8	100.0
	701221028	8221028	Stanza Bopape Secondary	N	4	173	139	80.3	159	132	83.0	85	80	94.1
	700400075	8400075	Steve Tshwete Secondary	N	3	144	90	62.5	69	55	79.7	121	74	61.2
		8400366	Summat Institute Tshwane Campus	N					24	13	54.2	17	16	94.1
	701211144	8211144	Sutherland High	Y	5	249	248	99.6	244	244	100.0	262	262	100.0
	701211151	8211151	The Glen High	Y	5	183	172	94.0	181	176	97.2	174	167	96.0
	700212241	8212241	The Way Christian	N		10	10	100.0	9	9	100.0	15	15	100.0
	700231456	8231456	Transoranje-Skool Vir Dowes	N								3	3	100.0
	700221333	8221333	Transvaliaskool	N		23	21	91.3	22	22	100.0	15	15	100.0
	701221143	8221143	Tsako Thabo Secondary	N	4	118	67	56.8	120	53	44.2	144	60	41.7
		8400386	Tshwane College	N					59	25	42.4	38	22	57.9
	701232157	8232157	Tshwane Muslim	N		44	44	100.0	58	58	100.0	49	49	100.0
	700400276	8400276	Tshwane Secondary School	N	5				26	22	84.6	56	40	71.4
	700400140	8400140	Tuksport Combined	N		40	37	92.5	58	58	100.0	31	31	100.0
	701221184	8221184	Vlakkfontein Secondary	N	3	75	48	64.0	88	54	61.4	107	48	44.9
	701221192	8221192	Vukani Mawethu Secondary	N	3	139	83	59.7	135	109	80.7	103	94	91.3
	8400337	Watersrand Secondary School	N		4	2	50.0	8	6	75.0	16	4	25.0	
701211235	8211235	Willowridge High	N	5	215	214	99.5	215	214	99.5	201	199	99.0	
TSHWANE WEST	700910007	8910007	Abel Motshoane Secondary	N	4	95	91	95.8	97	90	92.8	126	101	80.2
	700400380	8400380	Amandasig Secondary School	N							98	94	95.9	
	701240598	8240598	Central Secondary	N	3	127	108	85.0	166	132	79.5	82	61	74.4
	700241795	8241795	Charlton Vos College Of Education	N		39	32	82.1	41	37	90.2	24	24	100.0
	701232645	8232645	C-Progressive	N		99	98	99.0	101	99	98.0	108	101	93.5
	700910253	8910253	D A Mokoma Secondary	N	3	66	37	56.1	25	14	56.0	35	26	74.3
	701400263	8400263	Daspoort Secondary	N	4	56	39	69.6	119	108	90.8	69	66	95.7
	700910326	8910326	Dr At Moreosele Secondary	N	4	108	84	77.8	87	58	66.7	85	79	92.9

District Name	Nat EMIS No	Centre No	Centre Name	Dinaledi	Quintile	2012			2013			2014		
						Wrote	Achieved	% Achieved	Wrote	Achieved	% Achieved	Wrote	Achieved	% Achieved
TSHWANE WEST	700914251	8914251	Dr Sam Motsuenyane	N	1	155	107	69.0	178	141	79.2	120	96	80.0
	702240689	8240689	Filadelfia	N		61	39	63.9	43	37	86.0	44	27	61.4
	700914249	8914249	Fr Smangaliso Mkhathshwa Secondary	N	4	95	85	89.5	115	108	93.9	83	56	67.5
	701400208	8400208	Fusion Secondary	N	4	153	79	51.6	143	85	59.4	114	82	71.9
		8400345	Haywood College	N		40	25	62.5	38	20	52.6	52	24	46.2
	701230300	8230300	Hillview High	Y	5	164	160	97.6	154	149	96.8	159	151	95.0
	700910479	8910479	HI Setlalentoa Secondary	N	4	71	69	97.2	74	67	90.5	110	86	78.2
	702240747	8240747	Hlomphanang Secondary	N	3	278	208	74.8	243	176	72.4	198	135	68.2
	701230318	8230318	Hoer Tegnieese Skool Pretoria-Tuine	N	5	124	95	76.6	121	115	95.0	82	76	92.7
	703240044	8240044	Hoerskool Akasia	N	5	203	197	97.0	199	198	99.5	218	217	99.5
	701230326	8230326	Hoerskool Elandspoor	N	5	113	110	97.3	128	124	96.9	153	145	94.8
	703240051	8240051	Hoerskool Gerrit Maritz	N	5	190	179	94.2	197	187	94.9	198	183	92.4
	701230342	8230342	Hoerskool Hercules	N	4	55	52	94.5	65	63	96.9	75	68	90.7
	701230359	8230359	Hoerskool Langenhoven	N	5	196	193	98.5	206	201	97.6	224	216	96.4
	703240085	8240085	Hoerskool Pretoria-Noord	N	5	167	162	97.0	160	159	99.4	169	165	97.6
	701230367	8230367	Hoerskool Pretoria-Wes	N	5	168	159	94.6	166	163	98.2	146	138	94.5
	701230375	8230375	Hoerskool Tuine	N	5	231	222	96.1	224	221	98.7	235	223	94.9
	700910512	8910512	Holy Trinity Secondary	N	1	130	129	99.2	158	153	96.8	103	98	95.1
	700910553	8910553	Ir Lesolang Secondary	N	1	174	139	79.9	128	121	94.5	123	119	96.7
	702240762	8240762	Kgadime Matsepe Secondary	N	2	196	115	58.7	149	131	87.9	162	136	84.0
		8910895	Letlotlo Secondary	N	3	74	65	87.8	118	94	79.7	83	67	80.7
	700910794	8910794	Lg Holele Secondary	N	1	82	81	98.8	109	106	97.2	60	60	100.0
	701232348	8232348	Lotus Gardens Secondary	N	4	98	93	94.9	126	114	90.5	108	95	88.0
	700910961	8910961	Mabopane Secondary	N	3	156	145	92.9	225	151	67.1	149	118	79.2
		8911084	Mapenane Secondary	N	1	50	33	66.0	55	28	50.9	41	28	68.3
	700910953	8910953	Mh Baloyi Secondary	N	1	106	92	86.8	90	80	88.9	121	78	64.5
	700911263	8911263	Modiri Secondary	N	4	136	132	97.1	183	170	92.9	184	174	94.6
	700911498	8911498	Ngaka Maseko Secondary	N	4	140	112	80.0	188	145	77.1	198	172	86.9
	700911481	8911481	Nick Mpshe Secondary	N	1	91	62	68.1	111	88	79.3	70	61	87.1
	700400271	8400271	Nortwood	N		93	84	90.3	87	68	78.2	94	82	87.2
	700911556	8911556	Odi High	N	4	32	29	90.6	47	40	85.1	56	55	98.2
		8911609	Pelotona Secondary	N	3	117	111	94.9	152	137	90.1	139	127	91.4
	701232199	8232199	Princess Park Secondary	N		68	67	98.5	66	66	100.0	47	44	93.6
	700400126	8400126	Princess Park Ind	N		57	51	89.5	72	65	90.3	65	53	81.5
	701232454	8232454	Prinshofskool	N		18	18	100.0	13	13	100.0	11	11	100.0
	700911749	8911749	Rantailane Secondary	N	4	142	98	69.0	197	139	70.6	180	142	78.9
	702241174	8241174	Reitumetse Secondary	Y	3	246	228	92.7	330	292	88.5	313	276	88.2
		8241232	Ruabohlale Junior Secondary School	N	2	71	57	80.3	151	126	83.4	109	90	82.6
		8913618	Seageng Secondary	N	1	68	61	89.7	97	92	94.8	78	75	96.2
	700911984	8911984	Setumo-Khiba Secondary	N	4	153	126	82.4	168	152	90.5	143	84	58.7

District Name	Nat EMIS No	Centre No	Centre Name	Dinaledi	Quintile	2012			2013			2014		
						Wrote	Achieved	% Achieved	Wrote	Achieved	% Achieved	Wrote	Achieved	% Achieved
TSHWANE WEST	700400381	8400381	Soshanguve East Secondary School	N								36	26	72.2
	701400239	8400239	Soshanguve South Secondary	N	3	130	94	72.3	150	122	81.3	40	30	75.0
	702241315	8241315	Soshanguve Technical Centre	Y	3	147	130	88.4	112	72	64.3	164	48	29.3
	700912064	8912064	Tebogwana Secondary	N	2	111	103	92.8	108	107	99.1	103	96	93.2
	702241406	8241406	Tiyelalani Secondary	N	4	144	107	74.3	119	84	70.6	72	68	94.4
	700912270	8912270	Tswaing Secondary	N	1	110	90	81.8	170	152	89.4	78	71	91.0
	702241547	8241547	Wallmansthal Secondary	N	4	120	105	87.5	255	214	83.9	205	153	74.6
	700912338	8912338	Winterveldt High	N	1	72	56	77.8	100	81	81.0	65	60	92.3

## 7.4 KWAZULU-NATAL



District Name	Nat EMIS No	Centre No	Centre Name	Dinaledi	Quintile	2012			2013			2014		
						Wrote	Achieved	% Achieved	Wrote	Achieved	% Achieved	Wrote	Achieved	% Achieved
AMAJUBA	500101343	5213201	Amadada H	N	4	24	20	83.3	71	49	69.0	71	32	45.1
	500101602	5213202	Amajuba H	N	5	51	51	100.0	51	50	98.0	43	41	95.3
	500103045	5213203	Amazulu H	Y	4	85	77	90.6	83	71	85.5	118	89	75.4
	500107744	5213205	Bethamoya H	Y	4	146	90	61.6	120	79	65.8	170	91	53.5
	500113368	5213206	Buhlebomzinyathi S	Y	3	76	70	92.1	97	89	91.8	120	89	74.2
	500114182	5213101	Cacamezela S	N	3	194	156	80.4	159	136	85.5	186	129	69.4
	500324971	5213207	Charlestown H	N	2	32	21	65.6	53	41	77.4	54	27	50.0
	500119880	5213103	Dannhauser S	N	4	47	45	95.7	89	86	96.6	68	66	97.1
	500120620	5213208	Dedangifunde H	Y	3	230	189	82.2	210	185	88.1	209	130	62.2
	500122396	5213104	Dnc Combined	N	4	35	33	94.3	31	30	96.8	32	28	87.5
	500123617	5213209	Duck Ponds H	N	4	165	114	69.1	169	96	56.8	114	77	67.5
	500130980	5213210	Emalahleni Combined	N	4	58	51	87.9	58	53	91.4	81	43	53.1
	500132534	5213105	Emfundweni H	N	3	86	61	70.9	132	92	69.7	129	93	72.1
	500139194	5213106	Enzimane Combined	N	2	19	11	57.9	22	9	40.9	43	6	14.0
	500144707	5213211	Ferrum H	N	5	159	159	100.0	176	174	98.9	155	151	97.4
	500156103	5213212	Hlalanathi H	Y	4	102	69	67.6	103	76	73.8	147	100	68.0
	500158434	5213213	Hope H	Y	5	98	97	99.0	100	98	98.0	110	106	96.4
	500161949	5213214	Ikhwezi H	N	4	96	83	86.5	93	78	83.9	97	73	75.3
	500161061	5213108	Impala H	N	3	30	25	83.3	74	47	63.5	63	39	61.9
	500162726	5213109	Indonsa S	N	4	192	159	82.8	151	131	86.8	134	115	85.8
	500163059	5213110	Ingabade H	N	2	29	13	44.8	42	10	23.8	59	11	18.6
	500166981	5213111	Inzululwazi S	N	2	13	8	61.5	21	11	52.4	33	10	30.3
	500168091	5213215	Isikhalisezwe H	N	3	161	84	52.2	141	114	80.9	219	162	74.0
	500327781	5213112	Isiphosemvelo H	N	2	78	36	46.2	93	51	54.8	93	47	50.5
	500169090	5213242	Islamic College Newcastle	N		3	3	100.0	6	6	100.0	5	5	100.0
	500447515	5213241	Ithamsanqa Cp	N	2	16	12	75.0	26	6	23.1	29	5	17.2
	500440004	5213240	Izazi S	N	3	39	19	48.7	53	34	64.2	64	45	70.3
	500447552	5213239	Kadwa S	N	2	41	27	65.9	53	30	56.6	50	31	62.0
	500185925	5213116	Lengola S	N	2	32	22	68.8	33	22	66.7	60	37	61.7
	500186591	5213216	Lincoln Heights S	N	5	180	163	90.6	225	204	90.7	204	159	77.9
	500195027	5213117	Malambule S	N	2	86	75	87.2	60	56	93.3	68	46	67.6
	500195878	5213118	Mana H	N	2	116	77	66.4	109	83	76.1	200	108	54.0
	500206645	5213217	Mdumiseni H	N	4	134	58	43.3	96	42	43.8	102	44	43.1
	500214082	5213119	Mnyamande S	N	3	85	67	78.8	106	86	81.1	116	71	61.2
	500221112	5213120	Muzokhanyayo S	N	3	103	81	78.6	92	80	87.0	104	80	76.9
	500221926	5213218	Mzamo H	N	3	115	88	76.5	76	69	90.8	180	85	47.2
	500222407	5213121	Mziwethu H	N	3	84	56	66.7	59	49	83.1	117	41	35.0
	500223406	5213219	Ncandu Combined	N	1	26	13	50.0	33	20	60.6	34	16	47.1
	500226847	5213220	Newcastle H	Y	5	158	151	95.6	209	200	95.7	227	214	94.3
	500227513	5213243	Ngcaka Combined	N	2	10	5	50.0	6	6	100.0	8	8	100.0
500230473	5213221	Nhlosokuhle S	N	3	114	96	84.2	130	82	63.1	162	64	39.5	
500244903	5213124	Osizweni H	Y	4	137	83	60.6	126	92	73.0	159	91	57.2	
500246124	5213222	Panorama Combined	N	5	99	83	83.8	115	102	88.7	122	85	69.7	
500247900	5213125	Phathakahle H	N	2	61	54	88.5	46	42	91.3	62	54	87.1	

District Name	Nat EMIS No	Centre No	Centre Name	Dinaledi	Quintile	2012			2013			2014		
						Wrote	Achieved	% Achieved	Wrote	Achieved	% Achieved	Wrote	Achieved	% Achieved
AMAJUBA	500248307	5213223	Phendukani H	Y	4	220	201	91.4	315	262	83.2	241	175	72.6
	500337736	5213224	Phuzukubona Public S	N	3	18	11	61.1	31	7	22.6	28	6	21.4
	500257076	5213225	Sabela Senior Secondary	N	4	145	100	69.0	232	161	69.4	166	145	87.3
		5213226	School Of Industries	N								1	1	100.0
	500260147	5213227	Sekusile Senior Secondary	N	4	71	48	67.6	106	92	86.8	180	104	57.8
	500260628	5213126	Sesiyabonga H	N	3	148	133	89.9	224	165	73.7	190	104	54.7
	500253117	5213127	Sinqobile Combined	N	1	10	10	100.0	7	7	100.0	21	6	28.6
	500267917	5213128	Siphuthando Public Combined	N	3	32	15	46.9	29	22	75.9	73	29	39.7
	500269841	5213228	Siyalungelwa S	N	2	34	30	88.2	26	22	84.6	54	24	44.4
	500269915	5213229	Siyamukela H	Y	4	239	217	90.8	218	204	93.6	145	115	79.3
	500271136	5213230	Sizanani Senior Secondary	N	3	96	70	72.9	89	53	59.6	73	41	56.2
	500271395	5213129	Sizimele H	N	2	102	63	61.8	88	47	53.4	92	43	46.7
	500105598	5213231	St Lewis Bertrands S	Y	3	210	158	75.2	185	163	88.1	229	159	69.4
	500276538	5213232	St Oswalds S	N	5	146	126	86.3	213	201	94.4	150	127	84.7
	500280793	5213130	Thathunyawo S	N	2	124	82	66.1	115	86	74.8	179	81	45.3
	500281383	5213131	Thembalentsha H	Y	4	136	111	81.6	174	119	68.4	195	94	48.2
	500283346	5213132	Thubelihle H	Y	3	98	79	80.6	121	106	87.6	194	115	59.3
	500401413	5213233	Umzilikazi S	N	2	60	47	78.3	56	41	73.2	64	48	75.0
	500290561	5213234	Utrecht H	N	4	28	27	96.4	28	27	96.4	22	21	95.5
	500297813	5213133	Xolani H	N	3	104	91	87.5	96	73	76.0	141	89	63.1
500318126	5213235	Zama S	N	2	107	100	93.5	128	127	99.2	128	128	100.0	
500299626	5213134	Zibambeleni S	N	3	87	24	27.6	35	25	71.4	63	39	61.9	
500300588	5213236	Ziphakamiseni H	N	4	281	233	82.9	372	284	76.3	213	153	71.8	
ILEMBE	500101195	5413301	Am Moola S	N	2	19	16	84.2	37	24	64.9	40	6	15.0
	500102416	5413201	Amaphuphesizwe S	N	1	56	36	64.3	65	45	69.2	80	40	50.0
	500102675	5413101	Amatigulu H	N	3	51	24	47.1	33	26	78.8	6	5	83.3
	500320494	5413102	Banguni Senior Secondary	N	3	37	31	83.8	54	44	81.5	60	48	80.0
	500335294	5413302	Chief Nkonyama S	N	2	78	54	69.2	59	38	64.4	73	45	61.6
	500120028	5413103	Darnall S	N	4	48	34	70.8	95	66	69.5	49	38	77.6
	500334961	5413345	Dumane Commercial H	N	1	32	32	100.0	24	24	100.0	38	7	18.4
	500141303	5413202	Esiqhoqhweni Junior Secondary	N	1	27	15	55.6	11	5	45.5	27	7	25.9
	500143745	5413203	Ezithabeni S	N	1	56	49	87.5	53	41	77.4	72	44	61.1
	500147556	5413303	Gcinimfundo S	N	1	56	37	66.1	47	26	55.3	56	38	67.9
	500147630	5413304	Gcinokuhle Junior Secondary	N	1	9	5	55.6	14	3	21.4	13	0	0.0
	500323602	5413305	Gijimani S	N	1	29	21	72.4	29	26	89.7	34	27	79.4
	500149591	5413104	Glenhills S	N	4	129	119	92.2	233	209	89.7	122	112	91.8
	500152218	5413105	Groutville H	N	3	129	99	76.7	232	196	84.5	200	163	81.5
	500443630	5413347	Guzana S	N	3				17	7	41.2	19	12	63.2
	500156251	5413204	Hlangabeza H	N	1	43	19	44.2	63	31	49.2	49	14	28.6
	500157435	5413306	Hloniphani S	N	2	51	41	80.4	77	42	54.5	30	20	66.7
500157472	5413205	Hlonono S	N	1	77	54	70.1	41	40	97.6	74	15	20.3	

District Name	Nat EMIS No	Centre No	Centre Name	Dinaledi	Quintile	2012			2013			2014		
						Wrote	Achieved	% Achieved	Wrote	Achieved	% Achieved	Wrote	Achieved	% Achieved
ILEMBE	500158989	5413138	Hulett Combined	N	1				14	13	92.9	15	11	73.3
	500159951	5413206	Ikhusana Combined	N	1	31	13	41.9	30	24	80.0	47	9	19.1
	500320605	5413106	Imbuyiselo S	N	3	48	32	66.7	51	38	74.5	46	32	69.6
	500161283	5413107	Impoqabulungu S	Y	3	155	145	93.5	213	181	85.0	118	99	83.9
	500162837	5413307	Indukwentsha S	N	1	26	16	61.5	44	32	72.7	1	1	100.0
	500163318	5413108	Ingobamakhosi S	N	2	70	33	47.1	52	38	73.1	53	28	52.8
	500164206	5413207	Inhlokozi H	N	1	22	19	86.4	20	18	90.0	29	12	41.4
	500323935	5413208	Inkonjane S	N	2	18	13	72.2	18	4	22.2	22	0	0.0
	500443149	5413139	Inkosi Albert Luthuli S	N	3				45	24	53.3	64	40	62.5
	500167425	5413209	Isibanisezwe S	N	1	53	53	100.0	56	56	100.0	86	58	67.4
	500167758	5413308	Isifisosethu Senior Secondary	N	1	56	19	33.9	57	38	66.7	27	14	51.9
	500168387	5413109	Isinyabusi H	N	3	126	79	62.7	185	144	77.8	221	67	30.3
	500171606	5413210	Jonase H	N	1	36	24	66.7	27	20	74.1	22	11	50.0
	500173604	5413309	Khanyisa S	N	2	24	22	91.7	33	26	78.8	21	11	52.4
	500174233	5413310	Khethimfundo S	N	2	40	40	100.0	56	56	100.0	43	20	46.5
	500177452	5413211	Kranskop H	N	2	99	58	58.6	145	83	57.2	134	65	48.5
	500443704	5413346	Kwangoza S	N	1	31	13	41.9	34	4	11.8	15	15	100.0
	500183964	5413110	Kwavusumuzi H	N	3	134	84	62.7	162	127	78.4	184	152	82.6
	500320568	5413111	Lethithemba S	N	2	23	16	69.6	17	5	29.4	15	5	33.3
	500186258	5413212	Lethuxolo S	N	1	38	10	26.3	24	10	41.7	27	11	40.7
	500186443	5413311	Lihlithemba S	N	3	103	87	84.5	124	111	89.5	182	120	65.9
	500188589	5413312	Lukhasa S	N	2	19	15	78.9	26	9	34.6	58	25	43.1
	500189884	5413313	Mabayana S	N	2	54	36	66.7	46	22	47.8	97	25	25.8
	500190476	5413213	Macaphuna S	N	1	18	16	88.9	10	7	70.0	21	8	38.1
	500319680	5413112	Madlanga Junior Secondary	N	2	40	37	92.5	60	13	21.7	36	8	22.2
	500192659	5413314	Magudwini Junior Secondary	N	1	35	15	42.9	24	22	91.7	25	5	20.0
	500193584	5413315	Mahlube S	N	2	39	22	56.4	17	14	82.4	18	9	50.0
	500335257	5413316	Manaba S	N	2	14	9	64.3	16	5	31.3	12	8	66.7
	500196063	5413113	Mandini Academy	Y	5	40	35	87.5	53	50	94.3	35	35	100.0
	500324009	5413214	Mangcengeza Junior Secondary	N	1	22	14	63.6	28	17	60.7	37	8	21.6
	500302808	5413317	Manzini S	N	1	21	12	57.1	20	2	10.0	28	0	0.0
	500200503	5413318	Mashiyamahle S	N	2	123	121	98.4	136	135	99.3	68	59	86.8
	500201095	5413215	Masiwela Combined	N	2	18	16	88.9	14	9	64.3	18	8	44.4
	500201872	5413114	Mathubeszwe H	N	3	293	130	44.4	294	158	53.7	224	128	57.1
	500204351	5413216	Mbhekaphansi H	N	1	46	37	80.4	55	44	80.0	56	26	46.4
	500205350	5413115	Mbuyiselo H	N	3	68	68	100.0	67	59	88.1	94	25	26.6
	500207163	5413217	Mehlomlungu Junior Secondary	N	2	49	21	42.9	76	47	61.8	25	23	92.0
	500207644	5413218	Menyezwayo S	N	1	11	3	27.3	13	12	92.3	18	11	61.1
	500209087	5413116	Mgandeni H	N	2	82	37	45.1	62	40	64.5	42	38	90.5
	500323824	5413219	Mqungebe S	N	2	28	18	64.3	21	20	95.2	38	16	42.1

District Name	Nat EMIS No	Centre No	Centre Name	Dinaledi	Quintile	2012			2013			2014		
						Wrote	Achieved	% Achieved	Wrote	Achieved	% Achieved	Wrote	Achieved	% Achieved
ILEMBE	500218411	5413319	Mshiyane H	N	1	19	7	36.8	34	9	26.5	25	1	4.0
	500219077	5413117	Mthengeni H	N	3	119	87	73.1	89	86	96.6	177	117	66.1
	500222222	5413320	Mzingezwi S	N	1	53	31	58.5	56	48	85.7	16	16	100.0
	500323787	5413220	Mzobanzi Junior Secondary	N	3	28	28	100.0	27	16	59.3	36	26	72.2
	500225589	5413118	Ndondakusuka Senior Secondary	N	3	52	22	42.3	48	19	39.6	43	15	34.9
	500326599	5413221	Ndukende S	N	1	29	26	89.7	23	18	78.3	46	22	47.8
	500227698	5413222	Ngcolosi S	N	2	45	18	40.0	42	36	85.7	43	16	37.2
	500227661	5413321	Ngcongcongong H	N	1	40	18	45.0	41	17	41.5	56	15	26.8
	500228845	5413223	Ngqokwane H	N	1	51	29	56.9	29	18	62.1	38	20	52.6
	500228993	5413322	Ngungwini S	N	1	51	45	88.2	38	24	63.2	46	31	67.4
	500231250	5413323	Njubanjuba S	N	2	51	39	76.5	47	37	78.7	60	38	63.3
	500233359	5413119	Nkwenkwezi S	N	3	128	114	89.1	156	138	88.5	184	97	52.7
	500234839	5413324	Nombika S	N	3	97	72	74.2	137	56	40.9	75	57	76.0
	500235653	5413120	Nonhlevu S	N	3	213	119	55.9	230	152	66.1	299	192	64.2
	500237244	5413325	Nqakathela S	N	2	49	32	65.3	46	33	71.7	66	36	54.5
	500239094	5413326	Ntabinamafutha S	N	2	35	24	68.6	27	16	59.3	37	11	29.7
	500245347	5413328	Our Lady Of The Rosary S	Y	2	94	76	80.9	83	74	89.2	53	46	86.8
	500335442	5413225	Phakathwayo Junior Secondary	N	2	47	22	46.8	53	27	50.9	42	6	14.3
	500248492	5413226	Phezukomkhono H	N	1	41	33	80.5	53	37	69.8	63	38	60.3
	500302882	5413329	Phuzulwazi S	N	1	30	22	73.3	22	5	22.7	16	6	37.5
	500252081	5413330	Qalakahle H	N	2	88	52	59.1	97	66	68.0	93	67	72.0
	500253450	5413331	Qinisani H	N	2	74	56	75.7	92	89	96.7	115	68	59.1
	500253931	5413121	Qoqulwazi S	N	2	53	37	69.8	42	29	69.0	51	40	78.4
	500254375	5413227	Qwabe S	N	1	72	35	48.6	73	46	63.0	81	36	44.4
	500100011	5413228	Sabuyaze H	N	1	48	37	77.1	89	60	67.4	88	37	42.0
	500257594	5413229	Sakhisizwe H	N	2	44	35	79.5	54	46	85.2	73	48	65.8
	500261220	5413122	Shakaskraal S	N	4	125	92	73.6	136	110	80.9	101	70	69.3
	500261701	5413123	Shekembula H	N	3	69	33	47.8	93	57	61.3	60	37	61.7
	500339919	5413332	Sibongihlanhla S	N	1	13	12	92.3	11	10	90.9	12	4	33.3
	500302475	5413230	Sikhonjwa Senior Secondary	N	1	37	34	91.9	36	15	41.7	43	31	72.1
	500265216	5413124	Sikhuthele H	N	2	61	32	52.5	60	30	50.0	34	13	38.2
	500266178	5413333	Simunye S	N	2	23	23	100.0	30	29	96.7	11	10	90.9
	500323639	5413231	Sinenhlanhla S	N	1	16	14	87.5	24	22	91.7	35	27	77.1
	500267584	5413125	Siphiwe S	N	1	25	15	60.0	20	16	80.0	22	9	40.9
	500267547	5413232	Sipinhlanhla H	N	1	21	19	90.5	19	12	63.2	23	12	52.2
	500268213	5413334	Sisebenzile S	N	3	31	31	100.0	46	42	91.3	53	44	83.0
	500270174	5413335	Siyaphumula S	N	2	46	33	71.7	77	40	51.9	92	33	35.9
	500271062	5413336	Sizamiseni S	N	1	20	9	45.0	21	8	38.1	20	3	15.0
	500273356	5413126	Somshoko S	N	3	56	10	17.9	55	14	25.5	31	1	3.2
	500311096	5413344	Sondoda S	N	2	6	5	83.3	9	6	66.7	6	1	16.7
500274059	5413337	Sotobe H	N	2	30	14	46.7	24	21	87.5	28	24	85.7	



District Name	Nat EMIS No	Centre No	Centre Name	Dinaledi	Quintile	2012			2013			2014		
						Wrote	Achieved	% Achieved	Wrote	Achieved	% Achieved	Wrote	Achieved	% Achieved
ILEMBE	500277167	5413127	Stanger H	N	4	79	78	98.7	170	166	97.6	137	123	89.8
	500277315	5413129	Stanger Manor S	N	5	209	177	84.7	347	282	81.3	230	190	82.6
	500277204	5413128	Stanger MI Sultan S	N	5	161	89	55.3	166	92	55.4	200	100	50.0
	500277500	5413130	Stanger S	N	4	202	174	86.1	206	185	89.8	186	163	87.6
	500277537	5413131	Stanger South S	N	4	85	69	81.2	131	102	77.9	125	71	56.8
	500312391	5413233	Thandayiphi Junior Secondary	N	1	29	28	96.6	16	11	68.8	30	6	20.0
	500240389	5413234	Theo Hlalanathi S	N	1	35	28	80.0	30	24	80.0	27	24	88.9
	500283383	5413137	Thukela S	N	3	94	80	85.1	143	110	76.9	89	70	78.7
	500284900	5413132	Tshana H	N	3	106	53	50.0	54	50	92.6	51	38	74.5
	500285159	5413133	Tshelenkosi S	N	4	117	75	64.1	168	95	56.5	157	85	54.1
	500285344	5413235	Tshutshutshu S	N	1	64	56	87.5	63	52	82.5	56	40	71.4
	500285492	5413134	Tugela S	N	5	52	43	82.7	79	65	82.3	114	81	71.1
	500335479	5413236	Ubuhlebebiza S	N	1	9	7	77.8	9	9	100.0	12	7	58.3
	500285899	5413338	Ubuhlebesizwe Junior Secondary	N	1	60	37	61.7	67	55	82.1	69	34	49.3
	500286121	5413135	Udumo H	N	3	102	57	55.9	129	58	45.0	142	56	39.4
	500302734	5413237	Ukukhanyakwezwe Junior Secondary	N	1	49	43	87.8	57	50	87.7	84	43	51.2
	500335516	5413339	Ukuzamakwethu S	N	2	22	21	95.5	12	9	75.0	17	11	64.7
	500289821	5413238	Umwangedwa H	N	1	28	23	82.1	46	33	71.7	50	6	12.0
	500290746	5413340	Uyikhulu S	N	1	17	5	29.4	18	12	66.7	11	1	9.1
	500291301	5413239	Velangezwi H	N	1	58	50	86.2	98	49	50.0	66	38	57.6
500293188	5413240	Vukile H	N	2	172	159	92.4	197	192	97.5	170	152	89.4	
500297332	5413342	Wosiyane S	N	1	18	13	72.2	21	6	28.6	18	9	50.0	
500320642	5413136	Zakariyya Muslim	N		21	19	90.5	34	34	100.0	29	29	100.0	
500299589	5413241	Zephania S	N	2	46	37	80.4	71	47	66.2	30	27	90.0	
	5413343	Zuleka Paruk S	N	1	4	1	25.0	8	2	25.0	6	2	33.3	
PINETOWN	500100640	5412101	Albini H	N	4	119	105	88.2	109	103	94.5	126	100	79.4
	500101935	5412301	Amandlethu S	N	3	259	151	58.3	332	171	51.5	322	170	52.8
	500102305	5412401	Amaoti No 3 Combined	N	3	44	32	72.7	64	43	67.2	46	38	82.6
	500102860	5412201	Amatshezulu H	N	3	103	67	65.0	106	69	65.1	134	76	56.7
	500493506	5412447	Anchorlite College - Phoenix	N		19	12	63.2	15	9	60.0	24	8	33.3
	500104451	5412402	Avoca S	N	5	110	103	93.6	157	140	89.2	164	135	82.3
	500104525	5412403	Avonford S	N	5	94	67	71.3	132	97	73.5	141	84	59.6
	500107078	5412404	Belverton S	N	4	136	129	94.9	268	226	84.3	173	153	88.4
	500108891	5412302	Bhekisisa H	N	4	20	14	70.0	22	10	45.5	42	19	45.2
	500249047	5412405	Brookdale S	N	5	74	60	81.1	92	90	97.8	103	67	65.0
	500112961	5412406	Buffelsdale S	N	5	52	41	78.8	93	75	80.6	66	53	80.3
	500179080	5412102	Buhlebemfundo S	Y	4	151	122	80.8	137	130	94.9	226	166	73.5
	500339031	5412407	Crawford College La Lucia	N		112	110	98.2	112	112	100.0	119	119	100.0
	500290524	5412408	Crawford North Coast	N		92	91	98.9	119	119	100.0	116	113	97.4
	500118807	5412409	Crystal Point S	N	5	134	121	90.3	186	165	88.7	124	113	91.1
	500119214	5412303	Dabeka S	N	3	137	87	63.5	114	59	51.8	159	57	35.8

District Name	Nat EMIS No	Centre No	Centre Name	Dinaledi	Quintile	2012			2013			2014		
						Wrote	Achieved	% Achieved	Wrote	Achieved	% Achieved	Wrote	Achieved	% Achieved
PINETOWN	500119436	5412304	Daleview S	N	5	93	79	84.9	146	131	89.7	141	100	70.9
	500120065	5412103	Dassenhoek H	N	3	44	33	75.0	66	53	80.3	87	66	75.9
	500121064	5412104	Dick Ndlovu H	N	2	75	57	76.0	79	43	54.4	77	50	64.9
	500123210	5412105	Dr Ad Lazarus S	Y	5	130	125	96.2	177	169	95.5	148	134	90.5
	500184482	5412305	Dr JI Dube H	N	4	129	97	75.2	141	109	77.3	118	89	75.4
	500124246	5412306	Dumehlezi H	N	3	64	38	59.4	69	52	75.4	86	50	58.1
	500125800	5412410	Earlington S	N	5	106	103	97.2	177	166	93.8	110	95	86.4
	500125874	5412411	Eastbury S	N	5	61	57	93.4	100	100	100.0	88	81	92.0
	500144041	5412412	Fairbreeze S	N	4	78	77	98.7	106	104	98.1	94	90	95.7
	500144670	5412413	Ferndale Combined	N	4	100	85	85.0	138	136	98.6	70	61	87.1
	500145336	5412414	Foresthaven S	N	5	27	16	59.3	50	47	94.0	44	35	79.5
	500145632	5412106	Fulton School For The Deaf	N								6	6	100.0
	500146631	5412202	Gabigabi Senior Secondary	N	3	60	51	85.0	129	86	66.7	169	97	57.4
	500148037	5412107	Gelofte H	N	4	45	45	100.0	49	49	100.0	49	49	100.0
	500149517	5412415	Glenhaven S	N	4	121	108	89.3	238	215	90.3	132	117	88.6
	500151700	5412307	Greenbury S	Y	5	235	231	98.3	277	276	99.6	264	260	98.5
	500152255	5412416	Grove End S	N	5	63	57	90.5	105	103	98.1	82	65	79.3
	500154105	5412417	Havenpark S	N	5	98	91	92.9	200	191	95.5	131	116	88.5
	500155178	5412108	Highway Christian Academy	N		14	14	100.0	21	16	76.2	24	24	100.0
	500155400	5412109	Hillcrest H	Y	5	203	201	99.0	200	197	98.5	209	198	94.7
	500302401	5412308	Hillview S	N	4	144	128	88.9	164	154	93.9	180	164	91.1
	500155992	5412203	Hlahindlela H	N	3	62	51	82.3	96	90	93.8	118	88	74.6
	500211566	5412309	Igugulabasha H	N	4	41	30	73.2	51	44	86.3	42	30	71.4
	500160136	5412110	Ilanga S	N	4	107	75	70.1	115	96	83.5	110	96	87.3
	500160469	5412310	Imbeka S	N	3	26	14	53.8	34	15	44.1	27	15	55.6
	500161616	5412418	Inanda Newtown Comprehensive	N	4	157	129	82.2	155	116	74.8	202	160	79.2
	500161801	5412311	Inanda Seminary S	N		72	72	100.0	76	76	100.0	73	71	97.3
	500163540	5412204	Inggungqulu H	N	3	59	18	30.5	48	26	54.2	47	15	31.9
	500163947	5412312	Inhlakanipho H	N	4	55	24	43.6	39	36	92.3	90	37	41.1
	500166315	5412313	Intshisekelo S	Y	3	201	154	76.6	151	118	78.1	173	137	79.2
	500167499	5412314	Isibonelo Senior Secondary	N	4	144	96	66.7	148	126	85.1	195	111	56.9
	500167647	5412205	Isibukosezwe H	N	3	159	76	47.8	195	149	76.4	98	78	79.6
	500169053	5412111	Isizinda S	N	3	105	69	65.7	100	66	66.0	138	76	55.1
	500170607	5412315	Je Ndlovu S	N	4	22	12	54.5	41	36	87.8	38	26	68.4
	500413845	5412316	Jg Zuma H	N	4	112	109	97.3	141	141	100.0	148	146	98.6
	500172790	5412206	Khabazela H	N	4	77	58	75.3	113	59	52.2	70	62	88.6
	500173049	5412207	Khamangwa S	N	2	26	8	30.8	21	15	71.4	35	15	42.9
	500161690	5412317	Khethokuhle S	N	4	69	31	44.9	71	59	83.1	61	34	55.7
	500176564	5412112	Kloof H	N	5	195	195	100.0	233	229	98.3	230	222	96.5
	500178821	5412208	Kwabazothini H	N	3	61	50	82.0	88	64	72.7	68	56	82.4
	500178044	5412209	Kwadinabakubo Combined	N	3	117	58	49.6	124	75	60.5	95	57	60.0

District Name	Nat EMIS No	Centre No	Centre Name	Dinaledi	Quintile	2012			2013			2014		
						Wrote	Achieved	% Achieved	Wrote	Achieved	% Achieved	Wrote	Achieved	% Achieved
PINETOWN	500182706	5412210	Kwantebeni Comprehensive H	N	3	88	78	88.6	76	60	78.9	58	38	65.5
	500183853	5412234	Kwathintwa For The Deaf	N		7	7	100.0	5	5	100.0	5	5	100.0
	500184001	5412211	Kwavutha S	N	2	17	8	47.1	10	7	70.0	9	4	44.4
	500184445	5412318	Kwesethu H	N	4	112	59	52.7	85	72	84.7	126	93	73.8
	500185851	5412420	Lenarea S	N	5	36	34	94.4	85	85	100.0	115	109	94.8
	500187331	5412421	Lockhat H	N	3	43	33	76.7	59	45	76.3	90	37	41.1
	500188848	5412212	Luphapha H	N	3	56	40	71.4	77	39	50.6	49	37	75.5
	500189107	5412213	Luthayi H	N	3	126	94	74.6	123	94	76.4	138	121	87.7
	500302623	5412319	Magqibagqiba Junior Secondary	N	3	40	29	72.5	36	32	88.9	60	32	53.3
	500194361	5412320	Makhapha Combined	N	3	57	35	61.4	47	37	78.7	56	39	69.6
	500196285	5412321	Mandlenkosi H	N	3	118	83	70.3	248	158	63.7	309	180	58.3
	500196544	5412346	Mandosi Combined	N	2	43	19	44.2	42	26	61.9	76	36	47.4
	500302845	5412233	Maphethetha H	N	2	55	26	47.3	51	44	86.3	89	38	42.7
	500198357	5412214	Maphinda S	N	2	36	21	58.3	22	11	50.0	36	12	33.3
	500306360	5412215	Maqhutshana Junior Secondary	N	3	51	32	62.7	95	48	50.5	78	55	70.5
	500199430	5412113	Mariannahill S Private Independant	N		108	108	100.0	92	92	100.0	86	84	97.7
	500199578	5412114	Mariannridge S	N	3	136	103	75.7	117	87	74.4	205	140	68.3
	500306212	5412115	Mathinta S	N	3	89	54	60.7	68	28	41.2	63	32	50.8
	500333851	5412322	Mbheki S	N	3	42	30	71.4	39	26	66.7	38	27	71.1
	500206053	5412216	Mdepha H	N	3	133	48	36.1	109	58	53.2	105	49	46.7
	500214156	5412217	Mnyameni S	N	3	93	53	57.0	87	65	74.7	100	54	54.0
	500328412	5412422	Mount Edgecombe Private	N		9	9	100.0	13	13	100.0	20	20	100.0
	500215673	5412423	Mountview S	N	4	185	178	96.2	266	257	96.6	230	204	88.7
	500217930	5412323	Mqhawe S	N	3	181	139	76.8	169	124	73.4	171	128	74.9
	500221260	5412324	Mvaba H	N	3	145	109	75.2	148	133	89.9	155	118	76.1
	500221852	5412218	Myeka S	N	3	110	78	70.9	82	62	75.6	104	73	70.2
	500222666	5412325	Mzuvele S	N	4	121	86	71.1	148	116	78.4	124	79	63.7
	500224849	5412116	Ndgengetho H	N	4	112	89	79.5	154	127	82.5	107	93	86.9
	500226736	5412326	New River P	N	3	16	13	81.3	18	9	50.0	8	1	12.5
	500227032	5412327	Newlands East S	N	4	143	89	62.2	157	146	93.0	127	113	89.0
	500161727	5412328	Nhlanhlayethu S	N	3	139	98	70.5	142	105	73.9	175	83	47.4
	500250806	5412117	Nilgiri S	N	3	164	123	75.0	230	181	78.7	226	189	83.6
	500232693	5412424	Nkosibomvu S	Y	3	205	191	93.2	175	154	88.0	198	161	81.3
	500232730	5412329	Nkosinathi S	N	3	126	104	82.5	173	143	82.7	132	116	87.9
	500234025	5412219	Nogunjwa H	N	2	116	94	81.0	214	193	90.2	141	64	45.4
	500236504	5412425	Northmead S	N	5	147	124	84.4	197	179	90.9	194	146	75.3
	500237096	5412330	Nqabakazulu H	N	4	192	124	64.6	198	148	74.7	200	124	62.0
	500239612	5412118	Ntee H	N	4	116	81	69.8	99	84	84.8	62	52	83.9
	500286306	5412331	Ohlange S	N	4	68	39	57.4	93	50	53.8	77	55	71.4
	500246013	5412426	Palmview S	N	5	133	132	99.2	242	238	98.3	184	178	96.7

District Name	Nat EMIS No	Centre No	Centre Name	Dinaledi	Quintile	2012			2013			2014		
						Wrote	Achieved	% Achieved	Wrote	Achieved	% Achieved	Wrote	Achieved	% Achieved
PINETOWN	500248159	5412332	Phembisizwe H	N	4	61	46	75.4	78	37	47.4	44	37	84.1
	500248529	5412220	Phezulu H	N	3	112	99	88.4	168	144	85.7	125	61	48.8
	500340030	5412345	Phoenix Muslim	N		20	20	100.0	39	38	97.4	39	38	97.4
	500249195	5412427	Phoenix S	N	5	114	111	97.4	239	232	97.1	204	178	87.3
	500249232	5412333	Phoenix Technical S	N	5	171	115	67.3	177	125	70.6	145	110	75.9
	500250416	5412120	Pinetown Boys` H	N	5	121	114	94.2	147	132	89.8	138	133	96.4
	500250490	5412121	Pinetown Girls` H	Y	5	213	212	99.5	248	248	100.0	259	258	99.6
	500274133	5412122	Racing & Equestrian Academy	N		7	7	100.0	9	9	100.0	6	6	100.0
	500255115	5412123	Reservoir Hills S	N	5	60	55	91.7	136	126	92.6	78	64	82.1
	500255818	5412221	Rietvallei Combined	N	3	84	49	58.3	57	54	94.7	60	58	96.7
	500223258	5412138	Roseway Waldorf H	N		15	15	100.0	17	17	100.0	16	16	100.0
	500256817	5412428	Rydalpark S	N	5	112	108	96.4	183	176	96.2	131	115	87.8
	500257187	5412429	Sacred Heart S	Y	4	61	60	98.4	63	63	100.0	58	53	91.4
	500258926	5412430	Sastri Park S	N	5	34	25	73.5	61	36	59.0	50	41	82.0
	500259814	5412431	Seatides Combined	N	5	58	58	100.0	127	125	98.4	88	88	100.0
	500323528	5412334	Senzokwethu S	N	3	108	97	89.8	133	122	91.7	103	93	90.3
	500264883	5412222	Sikhethuxolo H	N	3	178	102	57.3	184	95	51.6	298	214	71.8
	500267399	5412223	Siphesihle H	N	4	96	72	75.0	114	101	88.6	97	53	54.6
	500267362	5412432	Siphesihle S	N	3	48	34	70.8	56	43	76.8	77	53	68.8
	500268472	5412335	Sithabile S	N	3	115	85	73.9	155	101	65.2	208	136	65.4
	500444518	5412348	Sithandimfundo S	N	4				79	61	77.2	74	64	86.5
	500268768	5412124	Sithengile S	Y	4	165	132	80.0	194	152	78.4	220	165	75.0
	500268879	5412125	Sithokozile S	Y	5	164	134	81.7	157	119	75.8	174	121	69.5
	500269138	5412336	Sivananda Technical H	N	4	125	107	85.6	153	125	81.7	138	112	81.2
	500269656	5412224	Siyajabula H	N	3	143	81	56.6	130	100	76.9	115	84	73.0
	500270359	5412337	Siyathuthuka S	N	4	42	27	64.3	48	31	64.6	55	41	74.5
	500272875	5412433	Solvista S	N	5	125	124	99.2	204	200	98.0	177	173	97.7
	500001108	5412126	St Jude College	N								16	4	25.0
	500306286	5412225	St Julius S	N	3	114	20	17.5	110	66	60.0	94	84	89.4
	500277648	5412434	Stanmore S	N	5	125	119	95.2	240	219	91.3	119	94	79.0
	500407555	5412127	Star College	N		33	33	100.0	117	117	100.0	84	84	100.0
	500278462	5412338	Suleman Patel S	N	3	28	12	42.9	44	14	31.8	43	32	74.4
	500279757	5412435	Temple Valley S	N	5	65	64	98.5	130	124	95.4	164	161	98.2
	500279905	5412226	Thabela H	N	4	66	42	63.6	106	50	47.2	62	35	56.5
	500280238	5412227	Thandaza H	N	3	91	73	80.2	129	107	82.9	79	70	88.6
	500280571	5412347	Thandolwesizwe Sp	N	3	46	33	71.7	82	55	67.1	98	61	62.2
	500282273	5412128	Thokozamnganga H	N	3	72	32	44.4	97	41	42.3	98	39	39.8
	500173345	5412228	Tholulwazi S	N	2	55	36	65.5	83	62	74.7	53	30	56.6
	500324601	5412129	Thornwood S	N	3	167	82	49.1	121	38	31.4	119	40	33.6
	500283309	5412339	Thubalethu S	N	2	40	21	52.5	35	16	45.7	40	24	60.0
	500284308	5412436	Tongaat S	N	4	176	149	84.7	248	222	89.5	190	174	91.6
	500249084	5412437	Trenance Manor S	N	5	79	78	98.7	148	144	97.3	112	110	98.2
	500284530	5412438	Trenance Park S	N	4	91	89	97.8	161	155	96.3	137	127	92.7

District Name	Nat EMIS No	Centre No	Centre Name	Dinaledi	Quintile	2012			2013			2014		
						Wrote	Achieved	% Achieved	Wrote	Achieved	% Achieved	Wrote	Achieved	% Achieved
PINETOWN	500286639	5412229	Ukusa Senior Secondary	N	3	101	54	53.5	96	85	88.5	102	53	52.0
	500288748	5412130	Umqhele Public S	N	5	105	70	66.7	161	45	28.0	165	106	64.2
	500289007	5412340	Umtapho H	N	2	190	153	80.5	165	150	90.9	232	155	66.8
		5412131	Usethubeni Youth	N		27	22	81.5	45	30	66.7	34	26	76.5
	500340992	5412230	Uxolophambili S	N	3	60	42	70.0	64	33	51.6	86	46	53.5
	500339993	5412439	Verulam Independent	N		7	7	100.0	11	9	81.8	14	10	71.4
	500328634	5412440	Verulam Islamic	N		23	23	100.0	56	56	100.0	38	37	97.4
	500291782	5412441	Verulam S	N	5	144	138	95.8	208	203	97.6	219	203	92.7
	500294298	5412341	Vuyiswa Mtolo H	N	4	141	109	77.3	204	196	96.1	147	112	76.2
	500294816	5412442	Waterloo Junior Secondary	N	5	104	60	57.7	122	104	85.2	139	122	87.8
	500295704	5412443	Westham S	N	5	38	26	68.4	71	60	84.5	65	43	66.2
	500443297	5412139	Westmead S	N	3	52	20	38.5	64	47	73.4	65	42	64.6
	500295852	5412132	Westville Boys H	N	5	222	219	98.6	246	246	100.0	270	266	98.5
	500295889	5412133	Westville Girls H	N	5	218	218	100.0	230	230	100.0	231	231	100.0
	500297295	5412444	Woodview S	N	5	67	60	89.6	149	130	87.2	109	82	75.2
	500297369	5412134	Wozamoya H	N	3	109	71	65.1	105	71	67.6	176	79	44.9
	500297554	5412135	Wyebank S	N	4	200	149	74.5	232	168	72.4	177	125	70.6
	500298331	5412342	Zakhe H	N	4	173	116	67.1	179	101	56.4	237	159	67.1
	500299552	5412343	Zeph Dlomo S	N	4	99	77	77.8	72	52	72.2	111	81	73.0
	500299922	5412231	Zifikele H	N	3	72	33	45.8	87	43	49.4	96	81	84.4
500300625	5412136	Ziphathele S	N	4	59	34	57.6	65	37	56.9	67	55	82.1	
500300662	5412344	Ziphembeleni S	N	4	67	42	62.7	41	31	75.6	34	24	70.6	
500311577	5412232	Zizamele Junior Secondary	N	2	50	49	98.0	71	57	80.3	62	27	43.5	
500306249	5412137	Zwelinjani S	N	3	49	32	65.3	74	34	45.9	53	31	58.5	
SISONKE	500102934	5313101	Amazabeko H	N	2	92	54	58.7	108	76	70.4	82	74	90.2
	500106227	5313301	Batlokoa S	N	3	19	14	73.7	11	10	90.9	13	12	92.3
	500113923	5313102	Buthathubunye H	N	2	101	51	50.5	51	44	86.3	54	36	66.7
	500114478	5313201	Carl Malcomess H	Y	3	212	150	70.8	265	180	67.9	244	203	83.2
	500115662	5313302	Centocow H	N	2	97	86	88.7	65	62	95.4	114	65	57.0
	200501353	5313401	Clydesdale Senior Secondary	Y	2	239	202	84.5	318	242	76.1	339	222	65.5
	500424316	5313423	Diepkloof Combined	N	2	24	21	87.5	36	17	47.2	49	27	55.1
	500121397	5313303	Dingeka H	Y	3	135	89	65.9	115	69	60.0	143	119	83.2
	500322899	5313125	Dingizwe Junior Secondary	N	1	37	37	100.0	33	19	57.6	54	28	51.9
	500308136	5313304	Dlangani H	N	2	33	33	100.0	60	58	96.7	47	46	97.9
	200500106	5313402	Drc Senior Secondary	N	3	109	88	80.7	114	81	71.1	141	92	65.2
	500424464	5313422	Dulati Combined	N	2	36	28	77.8	55	31	56.4	90	41	45.6
	500124024	5313305	Dumabezwe H	N	3	46	31	67.4	53	39	73.6	57	37	64.9
	200501435	5313403	Dumakude Senior Secondary	N	1	11	6	54.5	12	11	91.7	12	5	41.7
	200500180	5313404	Emaus Senior Secondary	N	2	64	39	60.9	53	43	81.1	76	51	67.1
	500442557	5313421	Emtshibeni Secondary	N	3	43	25	58.1	33	22	66.7	97	35	36.1
	200500204	5313405	Engwaqa Senior Secondary	Y	2	113	91	80.5	123	78	63.4	92	53	57.6
500137048	5313306	Enhlanhleni Combined	N	3	37	25	67.6	31	27	87.1	31	18	58.1	

District Name	Nat EMIS No	Centre No	Centre Name	Dinaledi	Quintile	2012			2013			2014		
						Wrote	Achieved	% Achieved	Wrote	Achieved	% Achieved	Wrote	Achieved	% Achieved
SISONKE	200500207	5313406	Entsikeni Senior Secondary	N	1	91	79	86.8	91	88	96.7	70	66	94.3
	500144263	5313307	Faith-Way Christian	N		11	11	100.0	13	13	100.0	17	17	100.0
	500319532	5313202	Franklin S	N	3	69	46	66.7	69	44	63.8	92	53	57.6
	500322085	5313330	Ginyane H	N	2	67	46	68.7	77	40	51.9	66	51	77.3
	200501469	5313407	Ginyiqhinga Comprehensive H	N	2	46	34	73.9	50	41	82.0	130	56	43.1
	500148999	5313208	Glen Edward Senior Secondary	N	3	42	12	28.6	81	21	25.9	36	26	72.2
	500157250	5313103	Hlokozi H	N	1	71	51	71.8	82	60	73.2	68	57	83.8
	200500136	5313408	Ibisi Senior Secondary	N	2	152	105	69.1	161	109	67.7	259	133	51.4
	500161209	5313104	Impiyamandla Junior Secondary	N	2	50	42	84.0	54	38	70.4	68	45	66.2
	500161357	5313105	Impunga S	N	2	101	82	81.2	97	93	95.9	113	107	94.7
	200500322	5313409	Indawana Senior Secondary	N	1	44	26	59.1	39	27	69.2	20	18	90.0
	500170163	5313106	Ixopo H	N	4	62	54	87.1	103	99	96.1	115	109	94.8
	200501390	5313410	Jozana Senior Secondary	N	2	36	29	80.6	30	27	90.0	66	41	62.1
	500176897	5313203	Kokstad College	N	5	76	75	98.7	94	91	96.8	98	88	89.8
	500426055	5313424	Kromhoek Combined	N	1	22	9	40.9	50	7	14.0	27	18	66.7
	500181966	5313308	Kwamvimbela S	N	2	26	19	73.1	26	23	88.5	32	12	37.5
	500183779	5313107	Kwathathani H	N	2	58	33	56.9	69	29	42.0	46	30	65.2
	200500391	5313411	Ladam Senior Secondary	N	1	37	13	35.1	28	24	85.7	67	41	61.2
	500337847	5313309	Leshman S	N	2	43	34	79.1	59	36	61.0	90	14	15.6
	500187183	5313108	Little Flower S	Y	2	147	142	96.6	136	130	95.6	144	143	99.3
	200500422	5313412	Lourdes H	N	1	20	5	25.0	12	7	58.3	20	8	40.0
	500188959	5313109	Lusibalukhulu H	N	1	77	64	83.1	110	72	65.5	101	77	76.2
	500189033	5313110	Luswazi S	N	1	42	23	54.8	46	21	45.7	33	17	51.5
	200500492	5313413	Mabandla Senior Secondary	N	1	70	25	35.7	60	32	53.3	44	19	43.2
	500191475	5313310	Madulini S	N	1	34	10	29.4	37	18	48.6	22	7	31.8
	500193288	5313311	Mahlahla S	N	1	82	45	54.9	45	37	82.2	58	22	37.9
	500195952	5313312	Mandadla H	N	2	12	11	91.7	41	18	43.9	31	10	32.3
	500196470	5313313	Mandlezizwe S	N	2	42	32	76.2	53	30	56.6	59	38	64.4
	500199615	5313111	Mariathal Combined	N	2	127	95	74.8	144	132	91.7	122	98	80.3
	500308210	5313112	Masameni S	N	2	45	40	88.9	57	47	82.5	47	40	85.1
	500308247	5313113	Mavangana S	N	2	15	15	100.0	27	15	55.6	14	13	92.9
	500206090	5313314	Mdingi H	N	2	40	32	80.0	50	34	68.0	29	18	62.1
	500426721	5313425	Mfulamhle Combined	N	2	27	19	70.4	33	29	87.9	56	36	64.3
	500215340	5313204	Mount Currie S	N	4	183	123	67.2	163	118	72.4	158	130	82.3
	500337810	5313315	Mqulela Junior Secondary	N	2	9	6	66.7	14	8	57.1	13	8	61.5
	200500779	5313414	Msudokueni Senior Secondary	N	2	230	146	63.5	99	92	92.9	133	78	58.6
	200500800	5313415	Mthwane Senior Secondary	N	2	72	44	61.1	70	56	80.0	107	14	13.1
	500223813	5313114	Ncomani H	N	2	80	65	81.3	105	77	73.3	106	68	64.2
	500224035	5313316	Ndabakazibuzwa S	N	1	36	23	63.9	72	33	45.8	36	23	63.9
	500224405	5313317	Ndabisekhaya H	N	2	27	25	92.6	26	24	92.3	22	21	95.5

District Name	Nat EMIS No	Centre No	Centre Name	Dinaledi	Quintile	2012			2013			2014		
						Wrote	Achieved	% Achieved	Wrote	Achieved	% Achieved	Wrote	Achieved	% Achieved
SISONKE	500224738	5313115	Ndela S	N	2	30	19	63.3	38	33	86.8	40	34	85.0
	500228512	5313318	Ngonyama H	N	2	17	17	100.0	15	15	100.0	11	11	100.0
	500234247	5313116	Nokweja S	N	2	79	34	43.0	68	57	83.8	107	56	52.3
	200500931	5313416	Nompumelelo Senior Secondary	N	1	88	28	31.8	69	32	46.4	84	38	45.2
	500235727	5313117	Nonkwenkwana S	N	2	29	19	65.5	25	20	80.0	32	19	59.4
	500308432	5313118	Ntabane H	N	2	70	69	98.6	130	51	39.2	93	90	96.8
	500239057	5313319	Ntabende S	N	2	45	30	66.7	63	36	57.1	26	21	80.8
	500241055	5313320	Ntwasahlobo S	N	2	15	10	66.7	20	10	50.0	26	5	19.2
	500249380	5313328	Pholela Public H	N	3	71	68	95.8	82	69	84.1	104	84	80.8
	500254301	5313321	Qulashe Combined	N	1	20	11	55.0	40	19	47.5	13	9	69.2
	500308284	5313329	Ralph Hardingham S	N	1	72	39	54.2	59	30	50.8	95	28	29.5
	200501066	5313417	Rietvlei Senior Secondary	N	3	95	86	90.5	156	130	83.3	206	139	67.5
	500448588	5313211	Shayamoya Area S	N	3	214	113	52.8	160	117	73.1	205	150	73.2
	500323010	5313119	Sinevuso S	N	2	32	27	84.4	71	56	78.9	68	28	41.2
	200501423	5313418	Singisi Comp H	N	2	55	20	36.4	50	27	54.0	48	24	50.0
	500268065	5313323	Siqhoza S	N	1	29	23	79.3	29	13	44.8	23	17	73.9
	500271469	5313120	Sizisizwe S	N	1	89	46	51.7	101	54	53.5	69	47	68.1
	500271950	5313324	Skofill S	N	1	69	8	11.6	36	14	38.9	72	23	31.9
	500273874	5313325	Sonyongwana H	N	2	83	76	91.6	95	70	73.7	55	38	69.1
	500281237	5313121	Thelamuva H	N	2	40	20	50.0	24	21	87.5	29	19	65.5
	500281866	5313205	Thibane Combined	N	1	15	6	40.0	14	6	42.9	17	4	23.5
	500286676	5313123	Ukuthula S	N	2	52	29	55.8	73	71	97.3	41	37	90.2
	500294964	5313127	Webbstown	N	2	34	21	61.8	73	31	42.5	81	30	37.0
	500298479	5313326	Zakhezulu H	N	2	18	14	77.8	11	10	90.9	23	1	4.3
	200501407	5313419	Zamokuhle Senior Secondary	N	1	26	6	23.1	35	14	40.0	40	17	42.5
	500299367	5313327	Zashuke H	N	1	43	25	58.1	41	32	78.0	44	34	77.3
	200501346	5313420	Zwelinzima Senior Secondary	N	2	101	65	64.4	95	73	76.8	160	89	55.6
UGU	500308358	5312101	Bhanoyi S	N	2	140	102	72.9	83	73	88.0	100	77	77.0
	500108262	5312102	Bhekamandelu H	N	1	10	10	100.0	12	8	66.7	28	16	57.1
	500108373	5312103	Bhekameva H	N	2	49	34	69.4	75	53	70.7	54	40	74.1
	500337218	5312202	Bheki S	N	2	121	94	77.7	130	95	73.1	166	92	55.4
	500111481	5312104	Bonguzwane S	N	2	101	51	50.5	147	61	41.5	98	35	35.7
	500113257	5312144	Buhlebethu H	Y	1	104	99	95.2	99	93	93.9	100	99	99.0
	500115921	5312301	Charles Hlengwa H	N	3	35	4	11.4	16	3	18.8	11	1	9.1
	500119584	5312302	Dalisizo H	N	1	13	7	53.8	26	7	26.9	12	5	41.7
	500123543	5312105	Dubandlela H	N	2	40	17	42.5	39	29	74.4	47	33	70.2
	500125615	5312203	Dwalalesizwe H	N	1	57	20	35.1	56	21	37.5	53	4	7.5
	500146520	5312204	Ecekeza S	N	1	92	52	56.5	108	65	60.2	117	72	61.5
	500129944	5312106	Elwazi H	N	2	37	19	51.4	51	20	39.2	43	6	14.0
	500401450	5312332	Emgangeni S	N	2	11	3	27.3	11	4	36.4	9	2	22.2

District Name	Nat EMIS No	Centre No	Centre Name	Dinaledi	Quintile	2012			2013			2014		
						Wrote	Achieved	% Achieved	Wrote	Achieved	% Achieved	Wrote	Achieved	% Achieved
UGU	500143634	5312205	Ezinqoleni Junior Secondary	N	2	63	59	93.7	85	74	87.1	73	69	94.5
	500146483	5312206	Gabangezwe S	N	1	79	63	79.7	79	62	78.5	50	32	64.0
	500146816	5312207	Galeni H	N	4	46	39	84.8	106	73	68.9	99	60	60.6
	500146853	5312208	Gamalakhe Commercial H	Y	4	135	113	83.7	157	131	83.4	87	56	64.4
	500150405	5312145	Gobume H	N	1	90	51	56.7	98	53	54.1	82	53	64.6
	500152514	5312303	Gugulesizwe S	Y	3	152	120	78.9	142	131	92.3	179	142	79.3
	500153069	5312209	Hafuleni Senior Secondary	N	2	196	68	34.7	86	72	83.7	144	113	78.5
	500153846	5312210	Harding S	N	4	108	94	87.0	127	105	82.7	113	95	84.1
	500156954	5312337	Hlengiwe S	N	3	31	17	54.8	44	24	54.5	48	30	62.5
	500163762	5312211	Ingwemabala Comprehensive H	N	3	94	66	70.2	121	101	83.5	99	80	80.8
	500322825	5312112	Inkosi U-Mdibaniso Comprehensive H	N	2	103	73	70.9	138	91	65.9	118	77	65.3
	500165464	5312113	Inqolobane Junior Secondary	N	1	24	14	58.3	21	9	42.9	17	12	70.6
	500166907	5312304	Inyonemhlophe S	N	2	19	8	42.1	34	22	64.7	26	6	23.1
	500168313	5312114	Isinamuva H	N	2	39	29	74.4	53	34	64.2	40	36	90.0
	500171569	5312212	Jolwayo S	N	2	166	108	65.1	120	62	51.7	95	86	90.5
	500173419	5312115	Khanya H	N	2	57	35	61.4	70	40	57.1	35	32	91.4
	500173900	5312116	Khathi H	N	2	37	18	48.6	24	17	70.8	61	35	57.4
	500178858	5312146	Kwabhavu H	N	1	41	36	87.8	38	35	92.1	47	25	53.2
	500179376	5312147	Kwafica H	N	2	136	84	61.8	176	118	67.0	128	91	71.1
	500179783	5312305	Kwahluzingqondo S	N	2	64	50	78.1	83	73	88.0	67	60	89.6
	500178229	5312306	Kwajabula H	N	2	45	32	71.1	22	18	81.8	41	29	70.7
	500180745	5312215	Kwamasosha H	N	3	176	106	60.2	94	77	81.9	127	86	67.7
	500183002	5312335	Kwaphikaziwa S	N	2	14	9	64.3	18	9	50.0	20	10	50.0
	500189218	5312119	Luthuli H	N	4	277	179	64.6	244	134	54.9	272	142	52.2
	500190180	5312120	Mabiya Senior Secondary	N	1	58	12	20.7	41	24	58.5	29	22	75.9
	500190328	5312121	Mabuthela H	N	1	41	23	56.1	69	37	53.6	31	27	87.1
	500193103	5312264	Mahelane S	N	1	85	69	81.2	97	58	59.8	72	45	62.5
	500194213	5312217	Makhanda H	N	3	102	76	74.5	104	90	86.5	91	77	84.6
	500337144	5312122	Malusi H	N	2	54	54	100.0	52	51	98.1	65	57	87.7
	500196914	5312123	Mangquzuka H	N	2	109	80	73.4	180	127	70.6	133	104	78.2
	500199171	5312218	Marburg S	N	5	152	141	92.8	252	239	94.8	198	192	97.0
	500429866	5312267	Margate Middle	N	3	28	25	89.3	45	42	93.3	27	25	92.6
	500203426	5312219	Mashesha Js	N								36	18	50.0
	500203204	5312149	Mayiyana H	N	1	37	29	78.4	42	31	73.8	64	45	70.3
	500203685	5312220	Mbambi H	N	2	93	61	65.6	126	100	79.4	105	67	63.8
	500204832	5312221	Mbonwa S	Y	2	93	66	71.0	185	81	43.8	84	71	84.5
	500205128	5312222	Mbusi H	N	2	132	69	52.3	61	52	85.2	87	66	75.9
	500319051	5312223	Mcushwa Junior Secondary	N	1	59	44	74.6	72	48	66.7	48	43	89.6
	500206164	5312224	Mdlangaswa H	N	2	91	79	86.8	100	99	99.0	105	96	91.4
	500206201	5312225	Mdlangathi S	N	2	125	48	38.4	103	51	49.5	113	80	70.8



District Name	Nat EMIS No	Centre No	Centre Name	Dinaledi	Quintile	2012			2013			2014		
						Wrote	Achieved	% Achieved	Wrote	Achieved	% Achieved	Wrote	Achieved	% Achieved
UGU	500206534	5312226	Mdulashi Junior Secondary	N	2	135	95	70.4	132	76	57.6	158	70	44.3
	500342842	5312227	Merlewood S	N	3	142	84	59.2	144	133	92.4	158	127	80.4
	500208643	5312125	Mfimfitha H	N	1	29	11	37.9	15	9	60.0	13	11	84.6
	500209050	5312126	Mgamule H	N	2	50	30	60.0	67	39	58.2	40	23	57.5
	500209716	5312228	Mgudlwa H	N	2	40	21	52.5	30	21	70.0	27	18	66.7
	500212898	5312230	Mlonde H	N	2	66	53	80.3	96	85	88.5	90	86	95.6
	500223776	5312268	Mlotshwa Secondary	N	1				34	31	91.2	65	30	46.2
	500307840	5312307	Mncindo H	N	1	25	21	84.0	23	21	91.3	35	29	82.9
	500213453	5312127	Mngomeni H	N	1	19	8	42.1	18	15	83.3	29	22	75.9
	500217856	5312128	Mqhakama H	N	2	55	49	89.1	88	75	85.2	123	93	75.6
	500218559	5312231	Mshweshwe H	Y	3	95	73	76.8	101	85	84.2	96	87	90.6
	500219669	5312233	Mthusi H	N	2	85	83	97.6	165	146	88.5	127	112	88.2
	500220113	5312150	Mtumaseli H	N	1	46	18	39.1	39	25	64.1	31	10	32.3
	500220335	5312129	Mtwalume H	Y	1	176	155	88.1	158	142	89.9	129	121	93.8
	500213860	5312234	Mtwanungamizwe H	N	1	29	21	72.4	34	14	41.2	38	19	50.0
	500221556	5312151	Mvuthuluka S	N	1	34	26	76.5	25	23	92.0	27	22	81.5
	500223036	5312130	Nani Junior Secondary	N	2	68	47	69.1	55	44	80.0	87	40	46.0
	500223739	5312236	Nciya H	N	2	81	54	66.7	60	43	71.7	86	64	74.4
	500232360	5312237	Nkonka H	N	3	117	69	59.0	106	80	75.5	107	84	78.5
	500233433	5312238	Nobamba H	N	3	93	56	60.2	105	52	49.5	84	61	72.6
	500234765	5312333	Nomazwe H	N	1	29	6	20.7	20	18	90.0	21	16	76.2
	500234876	5312239	Nombuso H	N	2	119	113	95.0	120	119	99.2	145	141	97.2
	500238761	5312131	Ntabalukhozi H	N	1	55	23	41.8	31	29	93.5	17	14	82.4
	500243682	5312240	Olwandle H	N	3	97	78	80.4	83	72	86.7	94	84	89.4
	500342361	5312241	Oxford International H	N		106	104	98.1	88	85	96.6	52	42	80.8
	500248011	5312242	Phathwa S	N	3	68	64	94.1	102	90	88.2	136	109	80.1
	500248788	5312308	Phindavele H	N	2	114	71	62.3	125	70	56.0	144	76	52.8
	500251119	5312243	Port Shepstone H	N	5	245	240	98.0	248	244	98.4	244	240	98.4
	500442594	5312244	Port Shepstone International H	N					46	12	26.1	16	6	37.5
	500251156	5312245	Port Shepstone Islamic	N		17	17	100.0	22	22	100.0	17	17	100.0
	500251267	5312246	Port Shepstone S	N	4	169	167	98.8	176	168	95.5	157	156	99.4
	500252784	5312247	Qhinqa H	N	2	77	57	74.0	96	70	72.9	99	65	65.7
	500253302	5312309	Qiko H	N	1	28	23	82.1	48	46	95.8	50	28	56.0
	500325008	5312310	Robert Hlongwa S	N	3	28	14	50.0	40	23	57.5	36	24	66.7
	500256521	5312311	Roseville S	N	5	94	76	80.9	187	167	89.3	184	140	76.1
	500257853	5312336	Samuel Mkhize H	N	1	48	7	14.6	30	21	70.0	25	2	8.0
	500339771	5312312	Sanywana H	N	1	29	25	86.2	23	14	60.9	28	21	75.0
	500259518	5312314	Scottburgh H	N	5	87	85	97.7	103	102	99.0	88	86	97.7
	500260036	5312248	Sehole Combined	N	4	130	116	89.2	131	115	87.8	81	71	87.7
	500263181	5312132	Sibingimfundo H	N	2	79	63	79.7	92	71	77.2	74	43	58.1
500259259	5312133	Sibongujeke Junior Secondary	N	1	25	14	56.0	12	10	83.3	8	4	50.0	

District Name	Nat EMIS No	Centre No	Centre Name	Dinaledi	Quintile	2012			2013			2014		
						Wrote	Achieved	% Achieved	Wrote	Achieved	% Achieved	Wrote	Achieved	% Achieved
UGU	500263255	5312134	Sibongumfeka Senior Secondary	N	2	46	9	19.6	20	8	40.0	22	4	18.2
	500263514	5312136	Sibukosethu H	N	2	20	18	90.0	28	23	82.1	19	13	68.4
	500263773	5312315	Sibuyile Senior Secondary	N	1	27	22	81.5	26	23	88.5	22	22	100.0
	500264618	5312316	Sihle H	N	2	206	145	70.4	234	103	44.0	152	79	52.0
	500264772	5312249	Sikanisweni S	N	2	45	37	82.2	59	48	81.4	71	47	66.2
	500266622	5312317	Singele H	N	3	32	29	90.6	38	34	89.5	49	38	77.6
	500334739	5312250	Sinomusa S	N	2	66	57	86.4	82	57	69.5	117	71	60.7
	500267140	5312318	Siphapheme H	Y	1	159	125	78.6	120	105	87.5	115	97	84.3
	500267325	5312319	Siphephile S	N	2	14	14	100.0	30	22	73.3	16	6	37.5
	500268398	5312251	Sister Joans H	N	3	102	75	73.5	117	87	74.4	159	99	62.3
	500278018	5312138	Sithokozile Junior Secondary	N	2	64	32	50.0	60	41	68.3	37	22	59.5
	500269064	5312320	Sithuthukile S	N	1	18	12	66.7	27	27	100.0	23	17	73.9
	500269175	5312321	Sivelle Junior Secondary	N	1	37	35	94.6	46	27	58.7	52	30	57.7
	500270100	5312253	Siyaphambili S	N	2	57	44	77.2	119	87	73.1	78	51	65.4
	500271173	5312140	Sizanayo H	N	2	22	12	54.5	15	6	40.0	21	4	19.0
	500342805	5312322	Sizathina Junior Secondary	N	1	48	46	95.8	54	54	100.0	34	33	97.1
	500271617	5312323	Sizophumelela H	N	2	75	48	64.0	88	58	65.9	51	43	84.3
	500342472	5312254	South Coast Academy	N		51	38	74.5	54	43	79.6	37	31	83.8
	500274392	5312265	Sozabe H	N	3	70	45	64.3	52	42	80.8	47	25	53.2
	500278277	5312257	Suid-Natal H	N	5	61	60	98.4	64	60	93.8	76	58	76.3
	500278351	5312324	Sukamuva H	N	1	64	53	82.8	28	20	71.4	42	29	69.0
	500340770	5312258	The Woods	N		40	38	95.0	37	29	78.4	59	35	59.3
	500281792	5312142	Thembuzulu S	N	2	19	12	63.2	37	21	56.8	30	28	93.3
	500282088	5312259	Thobigunya H	N	2	106	81	76.4	88	76	86.4	70	57	81.4
	500282606	5312260	Tholimfundo S	N	2	63	53	84.1	131	95	72.5	98	65	66.3
	500328188	5312325	Tholisu S	N	1	26	21	80.8	39	36	92.3	33	29	87.9
	500328597	5312334	Umzinto Islamic	N		15	15	100.0	39	33	84.6	20	17	85.0
	500289562	5312327	Umzinto S	N	5	154	134	87.0	230	200	87.0	213	160	75.1
	500289747	5312261	Umzumbe H	N	3	50	39	78.0	51	37	72.5	30	21	70.0
	500293780	5312328	Vumandaba S	N	3	40	22	55.0	38	27	71.1	44	24	54.5
	500444000	5312266	Wesbury College Of Science	N		21	21	100.0	28	28	100.0	43	43	100.0
	500299737	5312143	Zibonele Junior Secondary	N	2	94	67	71.3	84	58	69.0	82	66	80.5
	500300847	5312330	Zithokozise H	N	3	39	28	71.8	38	23	60.5	68	36	52.9
500301476	5312263	Zuzicebo H	N	2	58	37	63.8	55	35	63.6	52	33	63.5	
UMGUNGUNDLOVU	500100788	5311301	Alexandra H	N	5	202	201	99.5	193	193	100.0	208	201	96.6
	500101676	5311329	Amakholwa S	N	3	55	45	81.8	106	61	57.5	99	61	61.6
	500103563	5311302	Arthur Blaxall	N		3	2	66.7	14	14	100.0	15	15	100.0
	500103674	5311401	Asande S	N	2	63	43	68.3	64	43	67.2	67	40	59.7
	500103933	5311201	Asibemunye H	N	3	98	68	69.4	113	68	60.2	126	77	61.1
	500104044	5311202	Asithuthuke Combined	N	3	12	7	58.3	7	4	57.1	10	8	80.0
	500105561	5311101	Banqobile H	N	3	93	65	69.9	95	84	88.4	114	77	67.5
	500107818	5311203	Bethel Christian Academy	N		1	1	100.0	3	2	66.7	1	0	0.0

District Name	Nat EMIS No	Centre No	Centre Name	Dinaledi	Quintile	2012			2013			2014		
						Wrote	Achieved	% Achieved	Wrote	Achieved	% Achieved	Wrote	Achieved	% Achieved
UMGUNGUNDLOVU	500109261	5311402	Bhekuximba H	N	3	103	97	94.2	129	119	92.2	111	100	90.1
	500111333	5311303	Bongudunga S	N	3	80	48	60.0	99	57	57.6	76	56	73.7
	500340733	5311241	Brookby Learning Project	N								1	1	100.0
	500305435	5311204	C21 Private	N		11	11	100.0	19	15	78.9	20	18	90.0
	500114700	5311205	Carter H	N	5	184	180	97.8	189	186	98.4	209	203	97.1
	500116291	5311403	Chibelihle Combined	N	2	56	45	80.4	56	41	73.2	72	42	58.3
	500328299	5311330	Chistlehurst Academics & Arts	N		5	5	100.0	7	7	100.0	9	9	100.0
	500227735	5311304	Congco H	N	2	50	26	52.0	38	19	50.0	56	32	57.1
	500117919	5311102	Cool Air S	N	4	46	31	67.4	84	69	82.1	47	34	72.3
	500342731	5311206	Copesville S	N	3	121	76	62.8	108	75	69.4	91	56	61.5
	500119251	5311207	Dabulamanzi Combined	N	1	24	15	62.5	29	22	75.9	25	7	28.0
	500122914	5311208	Doomkloof Combined	N	3	22	7	31.8	32	11	34.4	22	5	22.7
	500125023	5311209	Dunveria S	N	5	37	37	100.0	72	69	95.8	86	76	88.4
	500125726	5311103	Dwengu H	N	2	21	21	100.0	23	23	100.0	22	22	100.0
	500125985	5311305	Eastwood S	N	4	232	206	88.8	294	230	78.2	239	203	84.9
		5311146	Ebunguni H	N	2	18	12	66.7	31	14	45.2	15	14	93.3
	500126873	5311210	Edendale Technical H	Y	4	253	191	75.5	212	181	85.4	167	152	91.0
	500128945	5311104	Ekupholeni H	N	3	29	24	82.8	18	11	61.1	24	16	66.7
	500132867	5311211	Eminyazaneni S	N	4	48	24	50.0	51	32	62.7	106	28	26.4
	500135420	5311404	Emzamweni H	N	3	101	92	91.1	115	106	92.2	91	86	94.5
	500141895	5311212	Esther Payne Smith S	N	5	61	46	75.4	88	61	69.3	83	45	54.2
	500145854	5311306	Fundokuhle S	N	4	136	88	64.7	150	69	46.0	140	101	72.1
	500146187	5311106	Funundu H	N	2	18	8	44.4	15	10	66.7	13	9	69.2
	500146742	5311107	Gaju S	N	2	21	3	14.3	20	2	10.0	9	5	55.6
	500147445	5311108	Gcewu S	N	1	24	12	50.0	20	16	80.0	23	12	52.2
	500148296	5311109	Georgenau Combined	N	4	46	38	82.6	56	52	92.9	68	44	64.7
	500148333	5311307	Georgetown S	N	3	142	55	38.7	73	48	65.8	68	60	88.2
	500150294	5311405	Gobindlovu Comprehensive H	N	3	84	45	53.6	128	78	60.9	49	34	69.4
	500150331	5311110	Gobizembe H	N	3	58	45	77.6	53	40	75.5	99	49	49.5
	500154364	5311213	Haythorne S	N	5	213	198	93.0	281	259	92.2	260	220	84.6
	500154512	5311214	Heather S	N	5	173	167	96.5	344	328	95.3	230	211	91.7
	500154771	5311215	Heritage Academy	N		37	35	94.6	41	40	97.6	32	31	96.9
	500158471	5311147	Hope Valley Farm	N	1	7	1	14.3	3	2	66.7	1	1	100.0
	500158619	5311216	Howick H	N	5	104	104	100.0	94	93	98.9	93	93	100.0
	500158730	5311217	Howick S	N	4	106	100	94.3	62	62	100.0	93	93	100.0
	500158915	5311308	Huba H	N	2	75	45	60.0	56	42	75.0	55	36	65.5
	500101158	5311332	Icesa City Campus - Pmb	N								5	2	40.0
	500181818	5311309	Ikusaselihle H	Y	2	226	164	72.6	252	185	73.4	216	145	67.1
	500312724	5311406	Imbali Junior Secondary	N	2	10	8	80.0	7	7	100.0	7	7	100.0
	500161505	5311407	Imvunulo S	N	3	76	47	61.8	84	61	72.6	87	74	85.1

District Name	Nat EMIS No	Centre No	Centre Name	Dinaledi	Quintile	2012			2013			2014			
						Wrote	Achieved	% Achieved	Wrote	Achieved	% Achieved	Wrote	Achieved	% Achieved	
UMGUNGUNDLOVU	500312354	5311310	Indala H	N	3	230	100	43.5	154	107	69.5	268	100	37.3	
	500163466	5311111	Inggayizivele Junior Secondary	N	2	14	13	92.9	21	13	61.9	21	12	57.1	
	500163577	5311408	Inggwangele H	N	3	33	31	93.9	43	39	90.7	24	22	91.7	
	500164095	5311112	Inhlanhlayabebhuze H	N	3	41	33	80.5	88	62	70.5	57	16	28.1	
	500164428	5311218	Injoloba S	N	3	89	81	91.0	126	106	84.1	118	93	78.8	
	500165131	5311113	Inkumane H	N	2	8	7	87.5	11	0	0.0	22	21	95.5	
	500165649	5311409	Insika Junior Secondary	N	3	37	27	73.0	49	42	85.7	17	16	94.1	
	500493062	5311334	Intuition College Pmb	N					2	1	50.0	15	8	53.3	
	500492840	5311336	Isibani Academy	N			63	10	15.9	60	19	31.7	69	22	31.9
	500170681	5311219	Jabula Combined	N	3	20	10	50.0	17	14	82.4	23	13	56.5	
	500173752	5311220	Kharina S	N	5	167	158	94.6	245	240	98.0	202	195	96.5	
	500174011	5311115	Khayelihle H	N	2	18	15	83.3	43	21	48.8	27	18	66.7	
	500177674	5311410	Khulekonke S	N	3	98	66	67.3	100	58	58.0	143	81	56.6	
	500181337	5311411	Kwamncane H	N	3	112	47	42.0	111	34	30.6	45	39	86.7	
	500182891	5311311	Kwapata S	N	3	152	94	61.8	187	134	71.7	215	159	74.0	
	500184778	5311412	Laduma H	N	3	49	37	75.5	68	55	80.9	57	49	86.0	
	500185259	5311413	Langalakhe H	N	3	65	22	33.8	79	43	54.4	66	47	71.2	
	500185629	5311414	Langsyde	N			75	57	76.0	72	70	97.2	94	82	87.2
	500186998	5311221	Linpark H	N	5	108	76	70.4	115	89	77.4	90	76	84.4	
	500188330	5311415	Lugaju Junior Secondary	N	2	28	27	96.4	36	33	91.7	27	27	100.0	
	500189070	5311416	Luthando H	N	2	46	30	65.2	41	31	75.6	37	34	91.9	
	500190254	5311144	Mabomvini Combined	N	1	18	4	22.2	18	18	100.0	18	18	100.0	
	500191253	5311116	Madlanyoka H	N	2	46	8	17.4	39	4	10.3	33	29	87.9	
	500191697	5311417	Mafahleni H	N	2	12	11	91.7	28	13	46.4	27	9	33.3	
	500305398	5311312	Marion H	N			42	30	71.4	50	28	56.0	12	4	33.3
	500199800	5311313	Maritzburg College	N	5	226	224	99.1	225	224	99.6	235	232	98.7	
	500325968	5311222	Maritzburg Muslim	N			46	46	100.0	60	60	100.0	62	62	100.0
	500200947	5311117	Masijabule H	Y	2	131	98	74.8	134	120	89.6	154	123	79.9	
	500200984	5311418	Masimdumise Junior Secondary	N	3	27	13	48.1	25	14	56.0	20	10	50.0	
	500201391	5311118	Matatane S	N	2	94	66	70.2	90	57	63.3	90	55	61.1	
	500312761	5311419	Matomela H	N	2	104	97	93.3	99	87	87.9	109	101	92.7	
	500203278	5311119	Mayizekanye H	N	1	16	15	93.8	19	13	68.4	32	13	40.6	
	500203389	5311420	Mazwendoda Senior Secondary	Y	2	72	52	72.2	77	56	72.7	80	29	36.3	
	500203611	5311120	Mbambangalo H	N	3	66	49	74.2	100	50	50.0	110	57	51.8	
	500205831	5311421	Mconjwana H	N	2	125	118	94.4	181	175	96.7	170	144	84.7	
	500205905	5311121	Mcoseleli S	N	3	34	29	85.3	36	32	88.9	41	32	78.0	
	500207015	5311314	Mehlokazulu S	N	4	80	60	75.0	120	76	63.3	83	77	92.8	
	500211344	5311145	Mjele S	N	2	60	24	40.0	62	43	69.4	5	5	100.0	
	500211936	5311315	Mkhobeni H	N	3	51	13	25.5	50	21	42.0	28	19	67.9	
	500189662	5311316	MI Sultan Pmb S	N	5	179	176	98.3	179	170	95.0	202	177	87.6	
	500213046	5311422	Mlungisi S	N	3	102	42	41.2	81	55	67.9	78	39	50.0	

District Name	Nat EMIS No	Centre No	Centre Name	Dinaledi	Quintile	2012			2013			2014		
						Wrote	Achieved	% Achieved	Wrote	Achieved	% Achieved	Wrote	Achieved	% Achieved
UMGUNGUNDLOVU	500213749	5311122	Mntonjani S	N	2	9	8	88.9	21	19	90.5	21	21	100.0
	500216006	5311423	Mpande H	N	3	94	58	61.7	80	61	76.3	77	40	51.9
	500216487	5311123	Mphelandaba S	N	3	26	23	88.5	33	32	97.0	31	21	67.7
	500217153	5311124	Mpolweni S	N	3	57	42	73.7	71	64	90.1	95	74	77.9
	500217264	5311223	Mpophomeni S	N	3	137	90	65.7	168	143	85.1	113	88	77.9
	500218633	5311424	Msimude H	N	3	47	35	74.5	57	49	86.0	50	38	76.0
	500312021	5311224	Msunduzi Finishing	N		33	13	39.4	38	15	39.5	26	12	46.2
	500219262	5311425	Mtholangqondo S	N	2	31	26	83.9	29	18	62.1	22	21	95.5
	500324157	5311125	Mthuli Senior Secondary	N	2	88	68	77.3	87	61	70.1	108	79	73.1
	500220927	5311126	Muzikawuthandwa H	N	2	23	12	52.2	18	17	94.4	26	25	96.2
	500227328	5311127	Ngangezwe H	N	3	55	43	78.2	76	53	69.7	67	51	76.1
	500227587	5311427	Ngcedomhlophe H	N	3	105	76	72.4	77	71	92.2	94	77	81.9
	500230029	5311428	Nhlathimbe S	N	2	42	30	71.4	15	14	93.3	16	7	43.8
	500230991	5311225	Nizamia Islamic	N		29	25	86.2	48	46	95.8	45	43	95.6
	500318792	5311317	Nomaswazi H	N		175	125	71.4	185	151	81.6	136	111	81.6
	500235283	5311128	Nondenisa S	N	2	143	93	65.0	143	105	73.4	106	83	78.3
	500236134	5311226	Northbury Park S	Y	5	135	122	90.4	251	240	95.6	202	179	88.6
	500236763	5311227	Nottingham Road Combined	N	1	35	34	97.1	37	32	86.5	47	33	70.2
	500237984	5311129	Nsikakazi H	N	1	18	10	55.6	16	2	12.5	36	16	44.4
	500337884	5311318	Nsikayethu S	N	4	193	138	71.5	204	151	74.0	189	163	86.2
	500238354	5311130	Nsongeni S	N	1	26	16	61.5	12	9	75.0	13	9	69.2
	500241906	5311228	Nyonithwele S	N	3	103	72	69.9	110	101	91.8	135	118	87.4
	500244015	5311229	Onverwag Combined	N	2	30	12	40.0	26	11	42.3	41	7	17.1
	500492951	5311335	Oxford College	N		25	9	36.0	6	3	50.0	56	9	16.1
	500248048	5311429	Phayiphini S	N	4	95	77	81.1	110	81	73.6	74	63	85.1
	500250342	5311319	Pietermaritzburg Girls` H	Y	5	222	222	100.0	230	230	100.0	224	224	100.0
	500253894	5311430	Qoqisizwe H	Y	3	117	87	74.4	74	60	81.1	132	63	47.7
	500254671	5311230	Raisethorpe S	N	5	273	272	99.6	313	307	98.1	214	210	98.1
	500255633	5311320	Richmond Combined	N	5	81	53	65.4	88	60	68.2	77	57	74.0
	500256632	5311231	Russel H	N	5	96	95	99.0	99	98	99.0	95	94	98.9
	500260258	5311131	Senzakahle S	N	2	36	8	22.2	28	21	75.0	33	6	18.2
	500260443	5311132	Senzosabasha S	N	2	5	5	100.0	5	4	80.0	5	2	40.0
	500261442	5311431	Shayabantu H	N	3	53	41	77.4	55	51	92.7	70	54	77.1
	500262589	5311438	Sibanesihle H	N	3	68	52	76.5	49	37	75.5	33	30	90.9
	500263218	5311232	Sibongumbomvu Combined	N	4	24	23	95.8	23	23	100.0	21	19	90.5
	500263292	5311133	Sibongumusa H	N	2	115	106	92.2	102	54	52.9	158	33	20.9
	500265105	5311134	Sikhulile S	N	2	43	15	34.9	36	36	100.0	11	11	100.0
	500265179	5311432	Sikhululiwe S	N	3	55	34	61.8	55	48	87.3	53	34	64.2
	500265660	5311233	Silver Heights S	N	5	101	93	92.1	140	129	92.1	165	147	89.1
	500266067	5311433	Siminza H	N	2	47	16	34.0	42	9	21.4	17	12	70.6
500268139	5311321	Siqongweni S	N	4	122	87	71.3	97	85	87.6	100	95	95.0	
500269619	5311322	Siyahlomula S	N	3	70	60	85.7	120	87	72.5	118	74	62.7	
500269952	5311434	Siyanda S	N	3	127	85	66.9	135	120	88.9	134	106	79.1	
500270507	5311435	Siyazama S	N	2	34	28	82.4	67	36	53.7	51	25	49.0	

District Name	Nat EMIS No	Centre No	Centre Name	Dinaledi	Quintile	2012			2013			2014		
						Wrote	Achieved	% Achieved	Wrote	Achieved	% Achieved	Wrote	Achieved	% Achieved
UMGUNGUNDLOVU	500272320	5311234	Smero S	N	3	116	68	58.6	120	93	77.5	80	69	86.3
	500272468	5311323	Sobantu S	N	3	105	74	70.5	87	63	72.4	92	66	71.7
	500226477	5311135	St Josephs S	N	3	33	21	63.6	40	38	95.0	40	24	60.0
	500278388	5311324	Sukuma Comprehensive	N	4	109	71	65.1	84	66	78.6	144	132	91.7
	500279128	5311136	Swayimana H	N	2	92	45	48.9	48	31	64.6	106	51	48.1
	500279794	5311235	Tendela Combined	N	3	18	7	38.9	15	7	46.7	17	12	70.6
	500282347	5311137	Thokozwayo S	N	2	27	9	33.3	28	28	100.0	24	24	100.0
	500304806	5311138	Tholizwe S	N	2	62	45	72.6	66	52	78.8	40	36	90.0
	500275169	5311139	Thuthukisa S	N	1	33	31	93.9	44	43	97.7	36	22	61.1
	5001088	5311337	Tridel Study & Education Centre	N					18	17	94.4	48	37	77.1
	500284863	5311140	Trustfeed Combined	N	3	56	31	55.4	61	32	52.5	45	19	42.2
	500288378	5311325	Umlulama S	N	3	89	51	57.3	106	58	54.7	84	61	72.6
	500289118	5311237	Umthombo S	N	4	32	24	75.0	29	19	65.5	34	14	41.2
	500289192	5311436	Umthoqotho H	N	3	130	103	79.2	142	137	96.5	146	123	84.2
	500443926	5311333	Umvuzo S	N	3	134	61	45.5	91	50	54.9	94	62	66.0
	500289969	5311141	Unobhala H	N	3	42	30	71.4	55	53	96.4	78	39	50.0
	500292633	5311238	Voortrekker H	N	5	56	55	98.2	120	117	97.5	124	117	94.4
	500294594	5311142	Wartburg-Kirchdorf	N	4	45	45	100.0	54	53	98.1	49	48	98.0
	500295778	5311239	Weston Agricultural College	N	4	41	37	90.2	45	43	95.6	29	24	82.8
	500296370	5311331	Willowfountain Intermediate	N	3	39	24	61.5	43	27	62.8	31	22	71.0
	500297184	5311240	Woodlands S	N	5	149	140	94.0	239	222	92.9	159	139	87.4
	500298109	5311143	Yise H	N	2	21	19	90.5	31	30	96.8	28	22	78.6
	500344174	5311326	Zakhe Agricultural College	N		24	24	100.0	15	14	93.3	17	16	94.1
	500298775	5311327	Zamazulu S	N	4	99	83	83.8	154	99	64.3	119	101	84.9
	500299774	5311328	Zibukezulu Technical	N	4	38	18	47.4	31	21	67.7	42	21	50.0
	500301550	5311437	Zuzulwazi Js	N	3	12	7	58.3	14	14	100.0	20	10	50.0
UMKHANYAKUDE	500442779	5111353	Advent Hope Christian	N					17	13	76.5	18	13	72.2
	500101824	5111201	Amandla H	N	2	68	49	72.1	55	52	94.5	44	43	97.7
	500310874	5111202	Amandlethu Junior Secondary	N	2	76	37	48.7	56	39	69.6	71	41	57.7
	500103970	5111101	Asiphikelele S	N	2	43	15	34.9	43	33	76.7	24	21	87.5
	500108706	5111203	Bhekindlela H	N	3	21	12	57.1	33	25	75.8	33	22	66.7
	500109446	5111301	Bhevela H	N	1	73	34	46.6	54	40	74.1	83	29	34.9
	500109890	5111302	Bhukwana H	N	1	65	16	24.6	77	28	36.4	59	34	57.6
	500110297	5111303	Biva Combined	N	2	65	35	53.8	67	54	80.6	52	45	86.5
	500319939	5111102	Bonga S	N	1	78	31	39.7	73	68	93.2	42	40	95.2
	500113553	5111103	Bukimvelo H	N	1	61	46	75.4	66	55	83.3	99	43	43.4
	500119029	5111104	Cwakeme S	N	2	51	49	96.1	65	65	100.0	53	45	84.9
	500443334	5111149	Dlilanga S	N	3	47	31	66.0	52	28	53.8	75	58	77.3
	500411144	5111204	Dumangeze S	N	1	84	59	70.2	81	56	69.1	52	49	94.2
	500135013	5111105	Emthulasizwe H	N	2	43	25	58.1	37	29	78.4	19	16	84.2
	500139416	5111106	Eqakwini H	N	1	55	47	85.5	61	53	86.9	74	40	54.1
	500311022	5111307	Esigedeni Junior Secondary	N	1	35	27	77.1	42	30	71.4	44	16	36.4

District Name	Nat EMIS No	Centre No	Centre Name	Dinaledi	Quintile	2012			2013			2014		
						Wrote	Achieved	% Achieved	Wrote	Achieved	% Achieved	Wrote	Achieved	% Achieved
UMKHANYAKUDE	500141118	5111308	Esiphondweni H	N	1	64	50	78.1	59	46	78.0	64	44	68.8
	500141340	5111107	Esiqiwini S	N	2	76	45	59.2	75	47	62.7	74	42	56.8
	500143190	5111309	Ezibukweni S	N	2	152	91	59.9	135	122	90.4	115	95	82.6
	500143227	5111108	Ezifundeni H	N	1	84	52	61.9	68	22	32.4	69	40	58.0
	500316572	5111205	Ezinhlabeni S	N	1	100	64	64.0	92	66	71.7	92	72	78.3
	500339586	5111206	Gamula Junior Secondary	N	1	50	24	48.0	20	12	60.0	21	16	76.2
	500320124	5111109	Gilonki S	N	1	36	16	44.4	29	26	89.7	36	31	86.1
	500150479	5111110	Godloza H	N	2	44	26	59.1	62	45	72.6	56	26	46.4
	500153439	5111207	Hambisanani H	N	2	110	97	88.2	111	99	89.2	131	109	83.2
	500333777	5111310	Hlazazane Junior Secondary	N	2	34	13	38.2	23	21	91.3	25	18	72.0
	500162985	5111208	Idundubala S	N	2	25	17	68.0	45	15	33.3	23	5	21.7
	500171088	5111311	Igugu Lesizwe S	N	2	187	110	58.8	208	152	73.1	226	126	55.8
	500160062	5111111	Ikusasaletu S	Y	2	200	138	69.0	157	146	93.0	146	131	89.7
	500163725	5111209	Ingwavuma H	N	2	67	63	94.0	98	87	88.8	81	61	75.3
	500147926	5111312	Injula Combined	N	2	65	39	60.0	63	49	77.8	82	33	40.2
	500167684	5111210	Isicelsethu H	N	2	63	61	96.8	120	103	85.8	90	69	76.7
	500168535	5111211	Isiphosethu Senior Secondary	Y	2	73	52	71.2	73	57	78.1	45	25	55.6
	500310467	5111212	Isivunguvungu Junior Secondary	N	1	64	23	35.9	56	34	60.7	37	20	54.1
	500169238	5111112	Isolesizwe Senior Secondary	N	1	67	45	67.2	61	29	47.5	39	23	59.0
	500327376	5111213	Jevu Junior Secondary	N	2	101	77	76.2	119	112	94.1	115	91	79.1
	500310911	5111313	Jikijela Junior Secondary	N	2	64	31	48.4	58	51	87.9	49	42	85.7
		5111261	John Wesley Kosi Bay Private	N		17	14	82.4	64	54	84.4	52	52	100.0
	500310948	5111314	Justice Nxumalo S	N	1	96	38	39.6	81	58	71.6	73	62	84.9
	500304917	5111214	Khobongo Junior Secondary	N	1	29	15	51.7	23	11	47.8	25	17	68.0
	500448847	5111151	Kingdom Christian College	N		20	15	75.0	33	33	100.0	41	41	100.0
	500177637	5111113	Kufezekile S	Y	1	81	55	67.9	73	64	87.7	83	69	83.1
	500309764	5111315	Kwabamba Junior Secondary	N	2	72	28	38.9	62	34	54.8	51	20	39.2
	500178969	5111114	Kwabalawayo S	N	2	31	21	67.7	40	31	77.5	24	9	37.5
	500179524	5111317	Kwagiba H	N	2	70	36	51.4	73	41	56.2	118	99	83.9
	500178118	5111115	Kwaxaba S	N	1	47	17	36.2	36	6	16.7	41	3	7.3
	500185481	5111216	Langelihle H	N	1	58	37	63.8	55	45	81.8	48	46	95.8
	500186369	5111318	Lifaletu S	N	2	36	19	52.8	51	21	41.2	45	9	20.0
500441669	5111255	Lubelo S	N	2	38	28	73.7	27	27	100.0	21	17	81.0	
	5111254	Lubhoko Comprehensive H	N	1	23	18	78.3	51	47	92.2	53	53	100.0	
500189773	5111319	Mabandleni H	N	1	78	35	44.9	78	48	61.5	116	68	58.6	
500310134	5111320	Madlaka Junior Secondary	N	2	21	12	57.1	22	15	68.2	24	13	54.2	
500191586	5111116	Madwaleni S	N	2	100	65	65.0	80	69	86.3	109	81	74.3	
500194398	5111321	Makhasa H	N	2	57	34	59.6	58	47	81.0	32	20	62.5	
500194916	5111322	Malabela Junior Secondary	N	1	73	33	45.2	78	33	42.3	47	32	68.1	

District Name	Nat EMIS No	Centre No	Centre Name	Dinaledi	Quintile	2012			2013			2014		
						Wrote	Achieved	% Achieved	Wrote	Achieved	% Achieved	Wrote	Achieved	% Achieved
UMKHANYAKUDE	500309912	5111217	Malobeni H	N	1	49	35	71.4	27	23	85.2	35	23	65.7
	500197025	5111323	Mangwazana S	N	2	31	20	64.5	34	26	76.5	24	21	87.5
	500309949	5111218	Manhlenga Junior Secondary	N	1	22	15	68.2	13	11	84.6	20	15	75.0
	500310023	5111324	Mankenke Junior Secondary	N	1	18	13	72.2	21	18	85.7	24	18	75.0
	500325304	5111325	Mantinti H	N	1	25	18	72.0	26	19	73.1	14	12	85.7
	500200170	5111219	Mashalaza H	N	1	101	83	82.2	135	99	73.3	130	95	73.1
	500200799	5111117	Masibonisane S	N	2	233	178	76.4	177	141	79.7	197	171	86.8
	500202464	5111220	Mavela H	N	1	165	128	77.6	192	142	74.0	140	106	75.7
	500202649	5111326	Mavuso H	N	1	56	25	44.6	38	29	76.3	44	33	75.0
	500202908	5111118	Mawombe S	N	2	59	21	35.6	48	31	64.6	45	24	53.3
	500204721	5111119	Mbongeni H	N	1	31	20	64.5	48	16	33.3	27	14	51.9
	500204869	5111120	Mbopha H	N	3	143	118	82.5	122	113	92.6	173	132	76.3
	500206127	5111221	Mdladla H	N	1	70	20	28.6	70	31	44.3	54	33	61.1
	500304362	5111327	Mdolomba Junior Secondary	N	2	41	24	58.5	51	44	86.3	27	18	66.7
	500206497	5111328	Mduku H	Y	2	127	98	77.2	93	70	75.3	124	78	62.9
	500206919	5111121	Mdungandlovu H	N	2	76	41	53.9	63	61	96.8	36	31	86.1
	500209864	5111122	Mgwazeni S	N	3	116	72	62.1	91	65	71.4	169	122	72.2
	500210641	5111223	Mhlupheki Junior Secondary	N	1	52	36	69.2	53	36	67.9	45	30	66.7
	500211455	5111329	Mjindi S	N	1	89	51	57.3	69	43	62.3	69	38	55.1
	500211640	5111123	Mkhaliphi H	N	1	89	76	85.4	92	75	81.5	111	76	68.5
	500314426	5111224	Mlingo H	N	2	24	13	54.2	44	18	40.9	23	4	17.4
	500213083	5111330	Mmemezi S	N	2	41	30	73.2	51	42	82.4	53	30	56.6
	500213120	5111124	Mmiso H	N	2	54	13	24.1	51	20	39.2	36	11	30.6
		5111331	Mntanenkosi	N	1	63	45	71.4	71	67	94.4	56	54	96.4
	500215229	5111332	Moses Zikhali S	N	2	70	57	81.4	68	56	82.4	57	50	87.7
	500216857	5111333	Mpiyakhe H	N	2	107	44	41.1	100	52	52.0	50	43	86.0
	500218374	5111334	Mshanguzana H	N	1	29	11	37.9	36	31	86.1	22	16	72.7
	500309875	5111225	Mshudu Junior Secondary	N	1	67	52	77.6	76	68	89.5	66	48	72.7
	500218744	5111226	Msiyane H	N	2	56	46	82.1	52	42	80.8	60	51	85.0
	500441484	5111352	Mthambalala S	N	1	36	25	69.4	27	19	70.4	29	16	55.2
	500327598	5111227	Mthanti Commercial And Technical S	N	2	55	39	70.9	127	35	27.6	46	36	78.3
	500219854	5111228	Mtshakela H	N	1	62	39	62.9	59	44	74.6	71	41	57.7
	500327265	5111229	Mtshshekwane S	N	1	35	20	57.1	29	24	82.8	19	19	100.0
	500443556	5111148	Mtubatuba H	N	3	38	31	81.6	43	32	74.4	63	52	82.5
	500220372	5111335	Mtwazi Combined	N	3	68	51	75.0	52	48	92.3	84	62	73.8
	500442187	5111260	Mvuzomuhle S	N	3				37	7	18.9	43	15	34.9
	500441891	5111257	Mzibuli S	N	1	36	18	50.0	32	16	50.0	19	14	73.7
	500222999	5111230	Namaneni H	N	1	107	67	62.6	83	78	94.0	120	90	75.0
	500223147	5111231	Nansindlela Combined	N	4	36	33	91.7	25	19	76.0	34	25	73.5
	500336996	5111125	Ndabazamanina H	N	1	30	18	60.0	30	25	83.3	35	21	60.0



District Name	Nat EMIS No	Centre No	Centre Name	Dinaledi	Quintile	2012			2013			2014		
						Wrote	Achieved	% Achieved	Wrote	Achieved	% Achieved	Wrote	Achieved	% Achieved
UMKHANYAKUDE	500224331	5111126	Ndabezipezulu S	N	1	35	26	74.3	42	26	61.9	48	18	37.5
	500224590	5111232	Ndamkane H	N	2	25	23	92.0	34	26	76.5	43	36	83.7
	500225034	5111127	Ndimande H	N	1	53	29	54.7	72	48	66.7	39	33	84.6
	500225959	5111233	Ndumo S	N	2	90	63	70.0	62	47	75.8	59	52	88.1
	500227476	5111234	Ngazini Junior Secondary	N	2	19	15	78.9	32	18	56.3	29	21	72.4
	500227809	5111128	Ngebeza H	N	2	47	35	74.5	62	46	74.2	68	43	63.2
	500229807	5111336	Nhlambanyathi Junior Secondary	N	2	27	7	25.9	13	7	53.8	13	10	76.9
	500341362	5111235	Nhlange Junior Secondary	N	2	31	26	83.9	48	45	93.8	33	28	84.8
	500310393	5111236	Nhlanhlivele Junior Secondary	N	1	23	16	69.6	26	12	46.2	22	19	86.4
	500230214	5111129	Nhliziyo S	N	2	38	27	71.1	51	38	74.5	56	33	58.9
	500446183	5111347	Nkanyiso S	N	1	20	15	75.0	26	18	69.2	15	3	20.0
	500232064	5111130	Nkodibe S	N	3	178	97	54.5	203	149	73.4	165	138	83.6
	500443593	5111150	Nkombose S	N	3	42	24	57.1	31	28	90.3	66	51	77.3
	500232545	5111131	Nkosana H	N	2	84	53	63.1	96	80	83.3	70	51	72.9
	500307396	5111132	Nkosikayingangathi S	N	2	58	34	58.6	48	40	83.3	50	38	76.0
	500233544	5111337	Nobiya H	N	2	28	21	75.0	32	24	75.0	34	17	50.0
	500233692	5111237	Nodineka Junior Secondary	N	1	93	79	84.9	111	99	89.2	114	94	82.5
	500234617	5111133	Nomathiya S	N	3	189	103	54.5	148	114	77.0	158	90	57.0
	500235357	5111134	Nondumiso S	N	2	92	42	45.7	84	35	41.7	76	56	73.7
	500236689	5111238	Nothando H	N	1	59	40	67.8	74	58	78.4	89	60	67.4
	500326044	5111239	Nqobizazi Junior Secondary	N	2	36	22	61.1	58	34	58.6	38	28	73.7
	500237836	5111240	Nsalamanga H	N	1	82	68	82.9	80	67	83.8	50	47	94.0
	500239205	5111135	Ntaminemidwa H	N	1	22	17	77.3	20	13	65.0	23	5	21.7
	500310541	5111338	Ntshingwayo S	N	2	15	2	13.3	23	9	39.1	19	13	68.4
	500240759	5111339	Ntsinde Commercial H	N	2	31	13	41.9	36	16	44.4	17	4	23.5
	500309986	5111241	Nyamane S	N	2	81	67	82.7	81	70	86.4	75	50	66.7
	500248973	5111136	Phiwamandla S	N	1	70	38	54.3	56	35	62.5	44	29	65.9
	500441965	5111263	Phumlani S	N	2				24	23	95.8	39	31	79.5
	500250083	5111242	Phungaza H	N	1	173	61	35.3	171	54	31.6	129	43	33.3
	500310430	5111243	Qoshama Senior Secondary	N	2	41	31	75.6	32	27	84.4	30	25	83.3
	500325045	5111340	Sandlasenkosi S	N	2	27	16	59.3	34	16	47.1	26	16	61.5
	500261553	5111244	Shayina H	N	2	89	65	73.0	88	54	61.4	95	59	62.1
	500261849	5111245	Shengeza H	N	1	80	49	61.3	92	59	64.1	63	40	63.5
	500307433	5111137	Shiyinkosi S	N	3	46	36	78.3	63	48	76.2	61	43	70.5
	500262848	5111246	Sibhamu H	N	1	53	38	71.7	68	56	82.4	84	67	79.8
	500307470	5111138	Sibongasonke Junior Secondary	N	1	42	36	85.7	39	35	89.7	40	37	92.5
	500324675	5111139	Silethukukhanya H	N	3	128	83	64.8	99	67	67.7	117	94	80.3
	500266548	5111341	Sinethezekile Combined	N	2	230	203	88.3	229	208	90.8	309	281	90.9
	500267695	5111140	Siphosabadletshe H	Y	1	81	72	88.9	60	60	100.0	84	66	78.6
	500341325	5111247	Sithembinlanhla S	N	1	71	54	76.1	80	58	72.5	41	33	80.5
500445998	5111348	Siyaphambili S	N	2	42	29	69.0	23	18	78.3	68	26	38.2	

District Name	Nat EMIS No	Centre No	Centre Name	Dinaledi	Quintile	2012			2013			2014		
						Wrote	Achieved	% Achieved	Wrote	Achieved	% Achieved	Wrote	Achieved	% Achieved
UMKHANYAKUDE	500270211	5111141	Siyaqala S	N	2	61	38	62.3	68	39	57.4	54	39	72.2
	500270655	5111142	Siyelulama H	N	2	71	44	62.0	74	38	51.4	76	44	57.9
	500271025	5111248	Sizaminqubeko Combined	N	2	61	40	65.6	54	40	74.1	60	50	83.3
	500273060	5111143	Somfula S	N	2	159	104	65.4	120	102	85.0	110	95	86.4
	500277722	5111249	Star Of The Sea H	N	2	88	86	97.7	84	84	100.0	76	73	96.1
	500313945	5111342	Sukasambe Junior Secondary	N	1	17	13	76.5	33	28	84.8	35	15	42.9
	500281163	5111144	Thekelisulwazi S	N	2	48	14	29.2	50	32	64.0	38	26	68.4
	500283050	5111250	Thongwana Junior Secondary	N	1	93	62	66.7	84	81	96.4	91	90	98.9
	500283457	5111145	Thulasibone H	N	1	63	32	50.8	43	20	46.5	49	17	34.7
		5111262	Ubombo Technical & Commercial	N		215	186	86.5	313	278	88.8	394	346	87.8
	500287305	5111146	Umfolozu H	N	4	184	128	69.6	159	133	83.6	187	140	74.9
	500307655	5111147	Vezobala Junior Secondary	N	2	48	29	60.4	71	54	76.1	63	59	93.7
	500293003	5111343	Vukani-Bantwana H	N	1	69	35	50.7	69	39	56.5	70	55	78.6
	500310800	5111251	Vulakwenile Junior Secondary	N	2	107	83	77.6	87	76	87.4	67	62	92.5
	500442002	5111258	Zamintuthuko S	N	1	38	38	100.0	55	54	98.2	75	37	49.3
	500299256	5111252	Zandlazethu H	N	2	106	71	67.0	93	75	80.6	87	71	81.6
	500299515	5111344	Zenzeleni S	N	2	116	59	50.9	85	54	63.5	82	71	86.6
	500301143	5111253	Zombizwe H	N	2	46	33	71.7	16	16	100.0	18	18	100.0
	500325267	5111346	Zwilenkosi Js	N	1							22	4	18.2
	UMLAZI	500305916	5411301	Adams College	N	4	153	136	88.9	242	237	97.9	160	149
500442631		5411243	African Vision S	N		135	36	26.7	69	13	18.8	99	19	19.2
500100085		5411101	Aj Mwelase S	N	4	82	43	52.4	61	41	67.2	84	55	65.5
500187368		5411201	Al-Falaah College	N		53	53	100.0	86	86	100.0	79	79	100.0
500102231		5411302	Amanzimtoti H	N	5	99	92	92.9	141	139	98.6	132	126	95.5
500489991		5411250	Anchorlite Independent	N		49	28	57.1	54	18	33.3	43	12	27.9
500103304		5411102	Apollo S	N	5	82	73	89.0	215	206	95.8	101	91	90.1
500103526		5411103	Arena Park S	N	5	211	205	97.2	244	238	97.5	179	167	93.3
500104118		5411104	Asoka S	N	4	82	64	78.0	152	132	86.8	126	78	61.9
500106745		5411203	Bechet S	N	5	190	171	90.0	236	209	88.6	162	148	91.4
500400821		5411256	Bluff Christian Academy	N								12	12	100.0
500110889		5411204	Bonela S	N	4	118	77	65.3	149	120	80.5	171	106	62.0
500112295		5411105	Brettonwood H	Y	5	150	131	87.3	176	164	93.2	117	92	78.6
500112480		5411106	Brindhavan S	N	4	41	38	92.7	120	110	91.7	118	98	83.1
500113775		5411205	Burnwood S	N	5	208	183	88.0	159	150	94.3	124	102	82.3
500489880		5411146	Camelot College	N								7	5	71.4
500115625		5411206	Centenary S	N	5	169	152	89.9	234	216	92.3	180	153	85.0
500116069		5411303	Charles Sabelo H	N	3	35	28	80.0	60	45	75.0	68	31	45.6
500116143		5411107	Chatsworth S	N	5	43	22	51.2	136	84	61.8	79	31	39.2
500342657		5411207	Chesterville Extension S	N	5	89	80	89.9	132	115	87.1	125	120	96.0
500116254	5411208	Chesterville S	N	3	154	128	83.1	119	113	95.0	169	129	76.3	

District Name	Nat EMIS No	Centre No	Centre Name	Dinaledi	Quintile	2012			2013			2014		
						Wrote	Achieved	% Achieved	Wrote	Achieved	% Achieved	Wrote	Achieved	% Achieved
UMLAZI	500126984	5411209	Christian H	N		165	89	53.9	208	117	56.3	173	95	54.9
	500116846	5411401	Clairwood S	Y	5	189	133	70.4	271	184	67.9	247	169	68.4
	500328079	5411210	Crescent Girls' H	N		63	63	100.0	101	101	100.0	87	87	100.0
	500118696	5411109	Crossmoor S	N	4	226	224	99.1	357	354	99.2	212	209	98.6
	500119917	5411211	Danville Park Girls' H	N	5	156	156	100.0	191	191	100.0	148	148	100.0
	500423021	5411145	Darul Falaah College	N								3	3	100.0
	500122137	5411402	Dloko H	N	4	64	62	96.9	68	53	77.9	58	46	79.3
	500123284	5411304	Dr Nembula H	N	3	66	25	37.9	91	37	40.7	71	35	49.3
	500443038	5411143	Dumisani Makhaye H	N	3	74	26	35.1	114	62	54.4	112	95	84.8
	500121656	5411212	Durban Academy H	N	5	145	124	85.5	134	125	93.3	109	92	84.4
	500492914	5411254	Durban Commercial College	N								7	2	28.6
	500418100	5411251	Durban Computer College	N								7	4	57.1
	500125245	5411110	Durban Girls' H	Y	5	226	226	100.0	291	291	100.0	252	252	100.0
	500125282	5411214	Durban Girls' S	N	5	78	77	98.7	131	130	99.2	170	161	94.7
	500125356	5411215	Durban H	N	5	160	153	95.6	196	192	98.0	192	185	96.4
	500448218	5411253	Durban Matric & Fet Academy	N		18	15	83.3	26	14	53.8	21	11	52.4
	500100529	5411216	Durban North College	N	5	57	57	100.0	95	95	100.0	94	92	97.9
	500255004	5411344	East Coast Christian College	N		9	9	100.0	14	14	100.0	12	11	91.7
	500114515	5411108	Eden College Durban	N		36	34	94.4	38	38	100.0	34	34	100.0
	500127132	5411217	Effingham S	N	4	136	119	87.5	210	204	97.1	171	154	90.1
	500129463	5411403	Ekwazini H	N	4	88	83	94.3	175	121	69.1	90	63	70.0
	500132016	5411404	Embizweni H	Y	3	100	71	71.0	145	82	56.6	105	64	61.0
	500135531	5411405	Enaleni S	N	4	99	65	65.7	102	72	70.6	90	60	66.7
	500342583	5411306	Esizibeni Sivananda Vaswani Comp H	N	3	214	142	66.4	192	149	77.6	237	162	68.4
	500144152	5411218	Fairvale S	N	5	144	101	70.1	224	187	83.5	165	111	67.3
	500145188	5411307	Folweni H	N	3	88	60	68.2	73	66	90.4	136	110	80.9
	500305620	5411308	Fundinduku S	N	3	38	17	44.7	38	21	55.3	73	39	53.4
	500146261	5411219	Futura H	N		332	217	65.4	342	247	72.2	313	187	59.7
	500147001	5411406	Ganges S	N	4	136	114	83.8	229	201	87.8	177	146	82.5
	500148185	5411220	George Campbell Technical H	Y	5	166	160	96.4	192	179	93.2	203	174	85.7
	500149702	5411111	Glenover S	N	5	73	49	67.1	94	58	61.7	79	41	51.9
	500149924	5411112	Glenwood H	Y	5	226	224	99.1	248	243	98.0	223	214	96.0
	500152144	5411221	Grosvenor Boys' H	N	5	90	79	87.8	125	116	92.8	88	64	72.7
	500152181	5411222	Grosvenor Girls' H	N	5	162	160	98.8	125	124	99.2	151	148	98.0
	500153513	5411309	Hamilton Makhanya S	N	3	24	8	33.3	42	37	88.1	45	32	71.1
	500155548	5411223	Hillgrove S	N	5	127	113	89.0	193	165	85.5	159	138	86.8
	500302253	5411142	Holy Family College	N		21	20	95.2	63	55	87.3	47	43	91.5
	500125171	5411224	Hunt Road S	N	5	77	56	72.7	73	64	87.7	61	47	77.0
	500430273	5411246	Icesa Matric	N		43	24	55.8	50	30	60.0	62	31	50.0
	500159544	5411407	Igagasi H	N	4	159	120	75.5	143	95	66.4	103	94	91.3

District Name	Nat EMIS No	Centre No	Centre Name	Dinaledi	Quintile	2012			2013			2014		
						Wrote	Achieved	% Achieved	Wrote	Achieved	% Achieved	Wrote	Achieved	% Achieved
UMLAZI	500418137	5411113	Ihsaan Boys` College	N		9	8	88.9	16	16	100.0	17	14	82.4
	500413993	5411114	Ihsaan Girls` College	N		24	24	100.0	57	57	100.0	50	50	100.0
	500166167	5411408	Interfellowship Christian	N		42	28	66.7	57	37	64.9	43	36	83.7
	500448107	5411255	Intuition College	N								44	10	22.7
	500168720	5411409	Isipingo S	N	4	143	126	88.1	206	193	93.7	145	133	91.7
	500168905	5411311	Isisusa S	N	1	12	8	66.7	18	17	94.4	27	17	63.0
	500444148	5411249	Islamic Dawah College	N		22	10	45.5	12	9	75.0	16	13	81.3
	500169201	5411312	Isolemamba S	N	3	134	127	94.8	124	120	96.8	131	70	53.4
	500173789	5411115	Kharwastan S	N	5	220	214	97.3	363	362	99.7	192	186	96.9
	500325933	5411313	Khulabebuka S	N	3	35	19	54.3	29	21	72.4	12	1	8.3
	500183335	5411116	King Shaka H	N	4	86	53	61.6	93	66	71.0	110	55	50.0
	500176157	5411314	Kingsway H	Y	5	217	216	99.5	224	223	99.6	222	214	96.4
	500177970	5411315	Kuswag	N	5	65	62	95.4	84	84	100.0	76	74	97.4
	500180412	5411316	Kwamakhutha Comprehensive H	N	4	129	104	80.6	205	168	82.0	182	155	85.2
	500180782	5411410	Kwamathanda H	N	4	67	36	53.7	47	37	78.7	121	56	46.3
	500181115	5411411	Kwamgaga H	Y	4	115	66	57.4	96	68	70.8	142	105	73.9
	500183261	5411117	Kwasanti Public S	N	3	193	168	87.0	176	168	95.5	208	197	94.7
	500184889	5411225	Lakehaven S	N	5	97	83	85.6	150	130	86.7	115	85	73.9
	500185074	5411118	Lamontville H	N	4	186	88	47.3	144	93	64.6	189	87	46.0
	500188367	5411317	Lugobe S	N	3	54	49	90.7	96	65	67.7	137	53	38.7
	500191845	5411412	Mafumbuka H	N	4	107	67	62.6	96	49	51.0	97	63	64.9
	500194842	5411413	Makhumbuza H	N	3	22	14	63.6	54	19	35.2	139	62	44.6
	500199245	5411119	Margot Fontein S	N	4	185	175	94.6	243	241	99.2	280	247	88.2
	500199874	5411120	Marklands S	N	5	89	84	94.4	172	161	93.6	156	128	82.1
	500305879	5411318	Masakhaneni Senior Secondary	N	4	82	47	57.3	83	61	73.5	109	76	69.7
	500201169	5411414	Mason Lincoln Special	N		6	5	83.3	8	3	37.5	10	6	60.0
	500340807	5411226	Mayville S	N	3	68	55	80.9	133	93	69.9	128	90	70.3
	500203648	5411319	Mbambangwe S	N	3	75	47	62.7	89	40	44.9	98	30	30.6
	500205942	5411320	Mcothoyi S	N	4	103	63	61.2	95	60	63.2	89	46	51.7
	500206867	5411121	Meadowlands S	N	5	113	103	91.2	176	168	95.5	130	112	86.2
	500207681	5411415	Menzi H	N	4	82	82	100.0	138	138	100.0	162	162	100.0
	500207866	5411416	Merebank S	N	5	197	181	91.9	229	210	91.7	190	160	84.2
	500209975	5411321	Mhawu H	N	3	58	34	58.6	49	47	95.9	76	61	80.3
	500213342	5411322	Mnganiwakhe S	N	4	83	36	43.4	75	29	38.7	86	28	32.6
	500214526	5411122	Montarena S	N	4	108	91	84.3	168	136	81.0	89	73	82.0
	500215710	5411417	Mowat Park H	N	5	143	138	96.5	204	196	96.1	155	153	98.7
	500218966	5411323	Mthambo H	N	2	57	30	52.6	42	37	88.1	25	1	4.0
	500222333	5411418	Mziwamandla H	N	4	112	34	30.4	83	77	92.8	77	50	64.9
	500223332	5411324	Nathaniel Sabelo S	N	3	26	14	53.8	24	15	62.5	22	9	40.9
	500224960	5411325	Ndeya Zenex S	N	3	36	35	97.2	45	43	95.6	63	45	71.4
500225774	5411326	Ndonyela Junior Secondary	N	3	16	14	87.5	13	9	69.2	8	2	25.0	
500225885	5411419	Ndukwenhle H	N	4	60	22	36.7	32	18	56.3	21	18	85.7	

District Name	Nat EMIS No	Centre No	Centre Name	Dinaledi	Quintile	2012			2013			2014		
						Wrote	Achieved	% Achieved	Wrote	Achieved	% Achieved	Wrote	Achieved	% Achieved
UMLAZI	500226366	5411420	New Forest H	N	5	142	142	100.0	168	167	99.4	153	149	97.4
	500226773	5411227	New West S	N	5	250	235	94.0	329	303	92.1	257	220	85.6
	500226958	5411123	Newhaven S	N	4	150	133	88.7	225	205	91.1	169	147	87.0
	500234691	5411327	Nomavimbela H	N	2	20	12	60.0	36	26	72.2	33	27	81.8
	500236319	5411228	Northlands Girls` H	N	5	114	114	100.0	173	173	100.0	147	146	99.3
	500236615	5411229	Northwood H	N	5	215	211	98.1	190	183	96.3	195	183	93.8
	500241166	5411328	Ntwenhle S	N	3	116	73	62.9	108	32	29.6	43	32	74.4
	500241277	5411329	Nwabi H	N	3	43	11	25.6	29	23	79.3	53	32	60.4
	500341769	5411230	Oakridge College	N		24	23	95.8	36	35	97.2	21	19	90.5
	500243053	5411421	Ogwini Comprehensive	Y	4	419	362	86.4	545	432	79.3	488	418	85.7
	500243571	5411422	Okumhlophe Senior Secondary	Y	4	181	134	74.0	224	138	61.6	147	99	67.3
	500244089	5411124	Open Air	N		18	18	100.0	18	17	94.4	29	25	86.2
	500244644	5411231	Orient Islamic	N		134	133	99.3	199	199	100.0	146	145	99.3
	500245458	5411232	Overport S	N	5	151	98	64.9	162	137	84.6	142	111	78.2
	500246272	5411233	Parkhill S	N	5	160	147	91.9	210	192	91.4	195	170	87.2
	500247567	5411424	Phambili H	N	5	67	38	56.7	119	36	30.3	196	70	35.7
	500251008	5411125	Port Natal	N	5	61	61	100.0	60	60	100.0	59	59	100.0
	500245791	5411423	Pr Pather S	N	5	119	111	93.3	186	180	96.8	155	132	85.2
	500251896	5411126	Protea S	N	5	38	34	89.5	75	60	80.0	62	44	71.0
	500252747	5411425	Qhilika S	N	4	194	145	74.7	156	131	84.0	232	162	69.8
	500254190	5411127	Queensburgh Girls H	N	5	182	182	100.0	236	234	99.2	155	154	99.4
	500254116	5411128	Queensburgh H	N	5	162	148	91.4	210	188	89.5	153	120	78.4
	500255189	5411426	Reunion S	N	4	123	112	91.1	126	118	93.7	117	100	85.5
	500255892	5411129	Ri Secondary Liff S	N	5	93	85	91.4	147	138	93.9	113	98	86.7
	500255744	5411234	Ridge Park College	N	5	173	166	96.0	274	265	96.7	173	171	98.8
	500255966	5411235	Riverdene S	N	5	95	84	88.4	155	127	81.9	130	79	60.8
	500256595	5411130	Rossburgh H	N	5	133	99	74.4	140	108	77.1	163	122	74.8
	500258889	5411236	Sastri College	N	5	144	135	93.8	159	156	98.1	158	153	96.8
	500340918	5411131	Sathya Sai Chatsworth	N		24	24	100.0	51	51	100.0	20	20	100.0
	500305953	5411132	Savannah Park S	N	5	90	75	83.3	115	97	84.3	123	100	81.3
	500259703	5411237	Sea Cow Lake S	N	4	123	104	84.6	175	144	82.3	157	129	82.2
	500442853	5411247	Season`s Academy	N		85	26	30.6	117	41	35.0	104	39	37.5
	500261294	5411133	Shallcross S	N	5	50	43	86.0	66	51	77.3	71	43	60.6
	500262441	5411427	Shumayela S	N	3	78	17	21.8	52	23	44.2	62	23	37.1
	500262515	5411330	Sibambanezulu H	N	3	97	79	81.4	106	106	100.0	102	54	52.9
	500263662	5411331	Sibusisiwe Comprehensive Technical H	Y	4	121	111	91.7	142	128	90.1	181	173	95.6
	500263958	5411332	Sidelile H	N	4	119	105	88.2	114	102	89.5	182	151	83.0
	500265253	5411333	Sikhwama H	N	3	28	16	57.1	26	21	80.8	26	19	73.1
	500267288	5411334	Siphephele S	N	3	71	44	62.0	135	47	34.8	69	47	68.1
	500268287	5411428	Sishosonke H	N	4	30	19	63.3	43	38	88.4	38	25	65.8
500269397	5411335	Siyabonga S	N	2	144	88	61.1	164	143	87.2	191	146	76.4	
500272505	5411336	Sobonakhona S	N	3	59	45	76.3	143	71	49.7	82	71	86.6	

District Name	Nat EMIS No	Centre No	Centre Name	Dinaledi	Quintile	2012			2013			2014		
						Wrote	Achieved	% Achieved	Wrote	Achieved	% Achieved	Wrote	Achieved	% Achieved
UMLAZI	500273282	5411337	Sompukwane S	N								39	22	56.4
	500274244	5411134	Southlands S	N	5	212	196	92.5	287	272	94.8	187	176	94.1
	500274503	5411238	Sparks Estate S	N	5	146	113	77.4	183	134	73.2	128	111	86.7
	500422651	5411284	St Barnabas Independent	N		13	13	100.0	15	15	100.0	16	15	93.8
	500275761	5411239	St James College	N					8	4	50.0	18	8	44.4
	500278240	5411429	Strelitzia S	N	5	196	168	85.7	253	210	83.0	221	175	79.2
	500279239	5411430	Swelihle S	N	4	106	54	50.9	84	63	75.0	91	47	51.6
	500281015	5411240	The Kenmont	N		21	21	100.0	22	22	100.0	26	23	88.5
	500286898	5411431	Umbelebele H	N	4	92	38	41.3	74	29	39.2	79	34	43.0
	500286972	5411432	Umbilo S	N	5	166	138	83.1	176	157	89.2	180	135	75.0
	500288008	5411338	Umkhumbi H	N	4	134	69	51.5	93	69	74.2	119	86	72.3
	500288119	5411339	Umkomaas S	N	4	160	125	78.1	273	239	87.5	160	136	85.0
	500288230	5411433	Umlazi Commercial H	N	4	145	99	68.3	118	96	81.4	126	80	63.5
	500288267	5411434	Umlazi Comtech	Y	4	460	258	56.1	512	310	60.5	461	251	54.4
	500288341	5411435	Umlazi Senior Secondary	N	4	175	150	85.7	171	146	85.4	207	142	68.6
	500289081	5411340	Umthente H	N	2	18	12	66.7	17	11	64.7	28	9	32.1
	500291079	5411436	Velabahleke H	Y	4	111	108	97.3	246	231	93.9	234	214	91.5
	500292263	5411341	Vikingozi S	N	3	39	39	100.0	46	23	50.0	51	27	52.9
	500290783	5411241	Vn Naik School For The Deaf	N					1	1	100.0	5	5	100.0
	500293299	5411437	Vukuzakhe H	Y	4	75	57	76.0	110	101	91.8	128	114	89.1
	500295223	5411135	Welbedene S	N	4	64	39	60.9	99	59	59.6	84	56	66.7
	500295482	5411438	Wentworth S	N	5	140	127	90.7	209	163	78.0	178	139	78.1
	500295519	5411136	Werda	N	5	39	39	100.0	39	38	97.4	38	38	100.0
	500295667	5411137	Westcliff S	N	5	79	66	83.5	173	138	79.8	132	76	57.6
	500338587	5411242	Wiggins S	N	3	128	108	84.4	141	111	78.7	168	132	78.6
	500296555	5411138	Wingen Heights S	N	5	245	223	91.0	277	266	96.0	186	169	90.9
	500296740	5411139	Witteklip S	N	5	45	30	66.7	140	120	85.7	72	49	68.1
	500297036	5411140	Woodhurst S	N	5	74	61	82.4	91	81	89.0	81	67	82.7
	500298590	5411342	Zamakahle H	N	3	16	10	62.5	36	17	47.2	37	15	40.5
	500407000	5411245	Zimele H	N		61	33	54.1	62	47	75.8	38	18	47.4
	500301587	5411343	Zuzumqhele H	N	4	30	16	53.3	33	17	51.5	69	38	55.1
	500301772	5411439	Zwelethu S	N	4	131	99	75.6	93	75	80.6	168	130	77.4
	500301809	5411440	Zwelibanzi H	Y	4	207	138	66.7	157	137	87.3	165	137	83.0
500301883	5411441	Zwelihle Senior Secondary	Y	4	90	68	75.6	79	78	98.7	133	82	61.7	
UMZINYATHI	500106153	5212201	Bathembu H	N	1	47	36	76.6	50	46	92.0	47	21	44.7
	500106264	5212202	Batshazwayo H	N	1	18	14	77.8	27	20	74.1	22	7	31.8
	500341917	5212203	Bhambatha H	N	1	32	24	75.0	33	33	100.0	43	14	32.6
	500446701	5212250	Bhekabantu S	N	1	55	37	67.3	52	28	53.8	46	9	19.6
	500404454	5212336	Bhekisizwe S	N	1	58	31	53.4	56	18	32.1	37	10	27.0
	500111703	5212122	Boschkloof Combined	N	4				12	12	100.0	16	16	100.0
	500113405	5212401	Buhlebuyeza S	N	4	89	74	83.1	101	76	75.2	79	53	67.1
	500113701	5212204	Bunyabethu H	N	1	52	17	32.7	59	32	54.2	40	21	52.5
	500113812	5212402	Busana H	N	2	116	104	89.7	207	170	82.1	138	127	92.0

District Name	Nat EMIS No	Centre No	Centre Name	Dinaledi	Quintile	2012			2013			2014		
						Wrote	Achieved	% Achieved	Wrote	Achieved	% Achieved	Wrote	Achieved	% Achieved
UMZINYATHI	500114108	5212205	Cabangokuhle H	N	2	181	165	91.2	231	38	16.5	306	35	11.4
	500114404	5212403	Candabuthule H	N	2	90	67	74.4	79	79	100.0	96	72	75.0
	500115551	5212301	Celumusa S	N	2	15	14	93.3	19	18	94.7	9	9	100.0
	500121249	5212101	Dilizela H	N	2	46	34	73.9	69	36	52.2	73	20	27.4
	500121841	5212206	Dlabesuthe H	N	1	85	69	81.2	104	22	21.2	82	56	68.3
	500122063	5212207	Dlenyane Combined	N	1	49	38	77.6	54	43	79.6	42	26	61.9
	500122507	5212208	Dolo Combined	N	1	48	30	62.5	57	22	38.6	43	5	11.6
	500414363	5212209	Dumaphansi Junior Secondary	N	1	43	2	4.7	46	16	34.8	34	11	32.4
	500124653	5212102	Dundee H	N	5	133	131	98.5	129	129	100.0	129	125	96.9
	500124801	5212103	Dundee S	N	3	145	115	79.3	203	148	72.9	216	144	66.7
	500401302	5212302	Ebrahim Lockat S	N	2	13	10	76.9	11	7	63.6	22	6	27.3
	500327894	5212104	Ebusi Combined	N	4	24	14	58.3	39	30	76.9	27	27	100.0
	500128279	5212303	Ekucabangeni S	N	3	157	97	61.8	148	93	62.8	126	91	72.2
	500401191	5212337	Ekuthuthukeni S	N	1	58	35	60.3	69	40	58.0	59	34	57.6
	500129796	5212405	Elsie Mtshali Combined	N	3	34	9	26.5	20	20	100.0	27	6	22.2
	500132978	5212253	Emkhamo Combined	N	1	30	30	100.0	23	23	100.0	30	4	13.3
	500137233	5212338	Enhlopheni H	N	1	17	12	70.6	24	4	16.7	10	5	50.0
	500138972	5212121	Enyanyeni S	N	3	22	7	31.8	32	16	50.0	17	1	5.9
	500139749	5212210	Esethu H	N	1	38	12	31.6	31	19	61.3	37	11	29.7
	500140637	5212304	Esikhumbuzweni S	N	1	50	34	68.0	60	49	81.7	59	41	69.5
	500141636	5212406	Esokheni H	N	3	23	22	95.7	31	23	74.2	35	26	74.3
	500311910	5212105	Ethangeni Combined	N	5	107	71	66.4	79	66	83.5	67	44	65.7
	500145891	5212211	Fundokuhle H	N	1	111	46	41.4	99	60	60.6	86	33	38.4
	500146113	5212305	Funulwazi S	N	1	7	7	100.0	13	10	76.9	5	4	80.0
	500147741	5212407	Gcotoi H	N	1	54	21	38.9	48	43	89.6	43	28	65.1
	500151145	5212106	Gordon Memorial H	N	1	38	37	97.4	77	67	87.0	67	15	22.4
	500151922	5212408	Greytown H	N	4	89	89	100.0	84	84	100.0	88	82	93.2
	500152033	5212409	Greytown S	N	4	142	133	93.7	140	134	95.7	117	98	83.8
	500154808	5212410	Hermannsburg Combined	N	3	51	29	56.9	46	39	84.8	48	23	47.9
	500157546	5212306	Hlubi H	N	1	45	39	86.7	52	35	67.3	56	41	73.2
	500159174	5212339	Hwanqana Combined	N	1	81	38	46.9	56	36	64.3	21	7	33.3
	500159396	5212307	Idlamadoda S	N	1	50	47	94.0	43	43	100.0	47	32	68.1
	500162541	5212239	Indlozana H	N	1	30	30	100.0	45	45	100.0	65	20	30.8
	500170940	5212212	Jajile H	N	1	53	44	83.0	64	52	81.3	61	43	70.5
	500170977	5212340	Jama S	N	1	43	28	65.1	50	20	40.0	46	15	32.6
	500304584	5212341	Klwana P	N	1	50	22	44.0	73	46	63.0	71	49	69.0
	500177415	5212428	Kranskop Combined	N	3	12	4	33.3	15	10	66.7	10	10	100.0
	500177600	5212332	Kufanelesibonge Junior Secondary	N	1	24	22	91.7	54	38	70.4	65	27	41.5
	500182114	5212213	Kwadunge H	N	1	39	26	66.7	58	42	72.4	74	22	29.7
	500184112	5212240	Kwazenzele H	N	1	43	16	37.2	59	16	27.1	41	8	19.5
500185444	5212333	Langazela S	N	2	137	76	55.5	201	113	56.2	105	66	62.9	
500158888	5212308	Leneha Tumisi S	N	2	100	77	77.0	85	69	81.2	77	62	80.5	

District Name	Nat EMIS No	Centre No	Centre Name	Dinaledi	Quintile	2012			2013			2014		
						Wrote	Achieved	% Achieved	Wrote	Achieved	% Achieved	Wrote	Achieved	% Achieved
UMZINYATHI	500186295	5212107	Lewis P	N	1	64	59	92.2	62	61	98.4	67	55	82.1
	500305250	5212241	Lobethal Independant	N		9	9	100.0	8	8	100.0	10	9	90.0
	500415029	5212242	Mabaso S	N	1	48	21	43.8	70	53	75.7	71	33	46.5
	500190217	5212214	Mabizela H	N	1	62	37	59.7	75	72	96.0	65	65	100.0
	500327004	5212108	Maceba S	N	1	127	104	81.9	108	103	95.4	96	91	94.8
	500446664	5212215	Macingwane S	N	1	17	14	82.4	34	5	14.7	21	9	42.9
	500191401	5212216	Madudula H	N	1	54	41	75.9	60	39	65.0	61	33	54.1
	500447219	5212252	Mafemfundo S	N	1	26	22	84.6	27	26	96.3	44	16	36.4
	500415066	5212217	Mahlokohloko S	N	1	28	26	92.9	37	29	78.4	38	3	7.9
	500194546	5212411	Makhedama H	N	1	86	81	94.2	98	81	82.7	84	62	73.8
	500194694	5212412	Makhosonke S	N	2	19	19	100.0	26	4	15.4	18	7	38.9
	500196692	5212309	Mangeni S	N	1	29	21	72.4	36	15	41.7	19	14	73.7
	500338180	5212109	Manqoba S	N	2	37	37	100.0	56	48	85.7	44	29	65.9
	500198764	5212413	Maqhinga Memorial H	N	2	70	17	24.3	85	38	44.7	39	25	64.1
	500200429	5212414	Mashingizela H	N	1	45	31	68.9	46	27	58.7	38	17	44.7
	500325783	5212310	Mathukulula S	N	2	26	21	80.8	29	26	89.7	30	23	76.7
	500202834	5212218	Mawele H	N	1	49	29	59.2	64	47	73.4	33	22	66.7
	500202871	5212110	Maweni H	N	1	21	2	9.5	13	11	84.6	15	9	60.0
	500303733	5212219	Mbomvu P	N	1	41	26	63.4	68	22	32.4	60	26	43.3
	500206386	5212311	Mdonswa H	N	1	25	22	88.0	30	21	70.0	45	12	26.7
	500209272	5212312	Mgazi S	Y	2	148	61	41.2	68	60	88.2	95	58	61.1
	500209457	5212313	Mgidla H	N	2	60	40	66.7	70	60	85.7	62	27	43.5
	500209901	5212415	Mgwempisi Combined	N	1	25	25	100.0	37	19	51.4	46	35	76.1
	500440718	5212335	Mhayise S S	N	3	32	10	31.3	19	14	73.7	23	7	30.4
	500210234	5212221	Mhlokothe H	N	1	66	65	98.5	78	78	100.0	32	13	40.6
	500210382	5212222	Mhlangezulu S	N	1	38	27	71.1	48	44	91.7	48	17	35.4
	500189551	5212111	MI Sultan Glencoe S	N	4	43	37	86.0	84	81	96.4	58	52	89.7
	500212602	5212112	Mlandowethu S	N	1	39	29	74.4	40	39	97.5	49	27	55.1
	500215377	5212416	Mount Ernestina Combined	N	2	72	52	72.2	75	53	70.7	83	56	67.5
	500216746	5212223	Mpikayizekanye S	N	1	93	79	84.9	88	84	95.5	101	44	43.6
	500217671	5212224	Mqamathi H	N	1	74	50	67.6	90	85	94.4	70	4	5.7
	500337921	5212225	Msimbithi S	N	1	33	29	87.9	36	30	83.3	30	10	33.3
	500218596	5212314	Msimbu S	N	1	60	47	78.3	49	43	87.8	70	36	51.4
	500218670	5212226	Msinga H	N	2	78	49	62.8	69	50	72.5	56	18	32.1
	500322233	5212243	Mthaleni S	N	1	41	26	63.4	20	16	80.0	41	2	4.9
	500220409	5212417	Muden Combined	N	2	41	29	70.7	56	43	76.8	35	25	71.4
	500220668	5212244	Muntu H	N	1	31	11	35.5	38	23	60.5	36	14	38.9
	500339475	5212418	Muntutaboni S	N	1	22	12	54.5	16	14	87.5	18	5	27.8
	500222074	5212315	Mzilankatha S	N	1				19	8	42.1	20	9	45.0
	500222592	5212419	Mzoniwe Junior Secondary	N	2	20	20	100.0	18	16	88.9	15	12	80.0
500225256	5212316	Ndlangamandla S	N	3	69	58	84.1	104	91	87.5	64	52	81.3	
500225367	5212420	Ndlolothi S	N	3	25	14	56.0	33	12	36.4	23	4	17.4	
500229178	5212342	Ngwane Js	N	1	26	21	80.8	36	23	63.9	38	26	68.4	
500229696	5212317	Nhlalakahle S	N	1	34	32	94.1	33	33	100.0	56	23	41.1	



District Name	Nat EMIS No	Centre No	Centre Name	Dinaledi	Quintile	2012			2013			2014		
						Wrote	Achieved	% Achieved	Wrote	Achieved	% Achieved	Wrote	Achieved	% Achieved
UMZINYATHI	500303659	5212113	Nkonza S	N	1	21	18	85.7	26	19	73.1	10	10	100.0
	500233914	5212227	Nogida H	N	1	66	37	56.1	79	37	46.8	48	18	37.5
	500234321	5212245	Nomafu H	N	1	31	14	45.2	41	39	95.1	35	13	37.1
	500235394	5212318	Nomdumo H	N	1	41	39	95.1	67	26	38.8	71	35	49.3
	500239131	5212319	Ntalantala S	N	1	75	57	76.0	99	74	74.7	74	36	48.6
	500241943	5212228	Nyoniyezwe H	N	1	36	25	69.4	66	55	83.3	67	41	61.2
	500244237	5212421	Ophofini S	N	1	50	48	96.0	93	93	100.0	37	3	8.1
	500334110	5212229	Pano Junior Secondary	N	1	41	33	80.5	53	46	86.8	44	12	27.3
	500247345	5212320	Phakathwayo S	N	1	35	21	60.0	39	31	79.5	53	35	66.0
	500247974	5212114	Phathizwe H	N	1	27	24	88.9	29	21	72.4	33	23	69.7
	500440670	5212254	Phumelela S	N	1	21	21	100.0	24	7	29.2	24	7	29.2
	500249935	5212321	Phumulani S	Y	3	106	63	59.4	130	87	66.9	82	43	52.4
	500309098	5212334	Qhobo Junior Secondary	N	1	14	14	100.0	13	12	92.3	13	11	84.6
	500253191	5212422	Qhubinyathi S	N	2	29	4	13.8	23	22	95.7	9	8	88.9
	500257557	5212230	Sakhiseni H	N	1	91	46	50.5	121	54	44.6	78	41	52.6
	500446960	5212231	Sakhisizwe S	N	1	11	8	72.7	6	5	83.3	16	2	12.5
	500258741	5212115	Sarel Cilliers S	N	4	137	128	93.4	201	185	92.0	131	121	92.4
	500259962	5212116	Sebenzakusakhanya S	N	4	89	66	74.2	84	74	88.1	72	32	44.4
	500262182	5212117	Shiyane S	N	1	56	41	73.2	31	24	77.4	59	25	42.4
	500263810	5212343	Sicelimfundo Combined	N	1	69	44	63.8	71	47	66.2	37	20	54.1
	500308765	5212322	Sihayo H	N	2	79	64	81.0	109	100	91.7	106	102	96.2
	500341584	5212423	Siphakeme Combined	N	2	45	33	73.3	52	45	86.5	48	29	60.4
	500447293	5212232	Siyabonga S	N	1	47	39	83.0	35	34	97.1	39	12	30.8
	500339808	5212323	Siyanda S	N	2	107	54	50.5	80	67	83.8	78	51	65.4
	500272949	5212233	Somashi H	N	1	54	39	72.2	86	52	60.5	70	41	58.6
	500274688	5212119	Springlake H	N	2	81	64	79.0	68	60	88.2	59	52	88.1
	500280090	5212120	Thalana S	N	3	135	76	56.3	91	63	69.2	92	53	57.6
	500281311	5212246	Themane P	N	1	6	6	100.0	15	6	40.0	24	6	25.0
	500323306	5212324	Thembunyawo S	N	2	21	13	61.9	22	17	77.3	1	0	0.0
		5212234	Thuthukani Senior Secondary	N	1	24	17	70.8	13	13	100.0	21	15	71.4
	500321271	5212325	Ubongumenzi S	N	3	123	90	73.2	121	101	83.5	149	120	80.5
	500286602	5212326	Ukuphumula S	N	1	28	14	50.0	36	34	94.4	16	15	93.8
	500287120	5212247	Umbonje H	N	1	53	43	81.1	64	51	79.7	66	49	74.2
	500289303	5212424	Umvoti H	N	1	86	63	73.3	123	95	77.2	125	8	6.4
	500290228	5212425	Upper Umvoti Combined	N	1	17	16	94.1	18	8	44.4	12	2	16.7
	500290339	5212235	Usizo H	N	1	32	15	46.9	40	11	27.5	21	4	19.0
	500291375	5212327	Velaphansi S	N	1	18	10	55.6	50	17	34.0	13	6	46.2
	500291412	5212236	Velaphi H	N	1	13	4	30.8	5	4	80.0	12	1	8.3
	500296037	5212328	Wetsie S	N	1	24	17	70.8	27	15	55.6	26	5	19.2
	500299034	5212329	Zamokwakhe S	N	1	18	13	72.2	22	15	68.2	19	12	63.2
500309417	5212330	Zicole S	N	3	87	53	60.9	111	53	47.7	99	57	57.6	
500282865	5212237	Zimiseleni Junior Secondary	N	1	24	19	79.2	32	4	12.5	31	20	64.5	
500300477	5212331	Zindlalele S	N	1	66	44	66.7	77	56	72.7	74	52	70.3	

District Name	Nat EMIS No	Centre No	Centre Name	Dinaledi	Quintile	2012			2013			2014		
						Wrote	Achieved	% Achieved	Wrote	Achieved	% Achieved	Wrote	Achieved	% Achieved
UMZINYATHI	500301106	5212248	Zombane H	N	1	38	27	71.1	46	37	80.4	44	14	31.8
	500301217	5212249	Zonyama H	N	1	22	15	68.2	31	6	19.4	30	3	10.0
	500301920	5212238	Zwelinjani S	N	1	39	34	87.2	28	28	100.0	3	0	0.0
UTHUKELA	500100233	5211201	Abantungwa H	N	3	71	49	69.0	81	68	84.0	59	31	52.5
	500101491	5211202	Amahlubi S	N	3	122	75	61.5	145	109	75.2	127	102	80.3
	500102083	5211101	Amangwane H	N	2	103	90	87.4	125	107	85.6	114	109	95.6
	500102379	5211102	Amaphisi H	N	3	44	43	97.7	58	57	98.3	47	44	93.6
	500103008	5211103	Amazizi H	N	2	22	11	50.0	39	24	61.5	24	10	41.7
	500105043	5211104	Bambazi H	N	1	88	54	61.4	134	99	73.9	130	54	41.5
	500107966	5211301	Bande H	N	1	48	46	95.8	81	68	84.0	81	66	81.5
	500105228	5211105	Bangani H	N	2	85	54	63.5	116	71	61.2	115	56	48.7
	500108151	5211302	Bhekabathembu S	N	1	10	9	90.0	30	28	93.3	21	16	76.2
	500108484	5211203	Bhekathina H	N	2	73	58	79.5	89	76	85.4	113	101	89.4
	500108854	5211303	Bhekintuthuko S	N	3	68	55	80.9	61	54	88.5	71	59	83.1
	500109224	5211235	Bhekundi S	N	3	61	23	37.7	57	32	56.1	48	12	25.0
	500444370	5211432	Bhevu H	N	3				16	16	100.0	39	29	74.4
	500109927	5211204	Bhungane H	N	2	74	7	9.5	102	15	14.7	23	21	91.3
	500111555	5211205	Bonokuhle H	N	2	128	65	50.8	152	79	52.0	175	92	52.6
	500324453	5211206	Celukuphiwa P	N	3	70	36	51.4	67	39	58.2	82	32	39.0
	500117586	5211207	Colenso Combined	N	3	71	38	53.5	75	33	44.0	49	28	57.1
	500499907	5211237	Darul Hikma Islamic	N		19	19	100.0	22	21	95.5	23	17	73.9
	500123395	5211208	Drakensberg Comprehensive H	Y	3	78	72	92.3	77	70	90.9	119	81	68.1
	500123469	5211209	Drakensberg S	N	4	144	139	96.5	154	153	99.4	163	145	89.0
	500124505	5211304	Dumisa Public S	N	1	24	15	62.5	34	22	64.7	20	15	75.0
	500134976	5211305	Ekukhuleni H	N	4	170	103	60.6	134	110	82.1	158	112	70.9
	500129389	5211106	Ekwaluseni H	N	3	34	18	52.9	55	50	90.9	46	41	89.1
	500129981	5211306	Emabhekazi Combined	N	2	64	56	87.5	44	43	97.7	39	39	100.0
	500131979	5211307	Embizeni H	N	1	102	65	63.7	107	77	72.0	119	68	57.1
	500132830	5211402	Emhlwaneni H	Y	3	143	141	98.6	158	158	100.0	144	144	100.0
	500134939	5211210	Emthonjeniwolwazi S	N	3	69	46	66.7	77	37	48.1	81	40	49.4
	500135161	5211211	Emshezi H	N	3	129	105	81.4	103	94	91.3	38	30	78.9
	500135827	5211308	Endakane H	N	3	57	33	57.9	59	46	78.0	82	48	58.5
	500136641	5211309	Engqondweni H	N	2	32	25	78.1	56	42	75.0	56	45	80.4
	500340178	5211233	Enkomokazini Technical H	N	3	59	43	72.9	18	15	83.3	35	28	80.0
	500138528	5211403	Entonjeni H	N	2	58	39	67.2	70	46	65.7	76	35	46.1
	500141710	5211212	Estcourt H	N	4	96	88	91.7	122	119	97.5	122	116	95.1
500141858	5211213	Estcourt S	N	4	123	94	76.4	95	91	95.8	108	91	84.3	
500141821	5211214	Estcourt Senior Secondary	N	3	149	134	89.9	151	140	92.7	201	122	60.7	
500143042	5211310	Ezakheni H	N	5	61	40	65.6	61	29	47.5	99	36	36.4	
500147075	5211238	Gannahoek Intermediate	N	1	17	10	58.8	25	25	100.0	33	8	24.2	
500445887	5211241	Goodhome S	N					30	24	80.0	27	27	100.0	

District Name	Nat EMIS No	Centre No	Centre Name	Dinaledi	Quintile	2012			2013			2014		
						Wrote	Achieved	% Achieved	Wrote	Achieved	% Achieved	Wrote	Achieved	% Achieved
UTHUKELA	500154031	5211404	Harvest Combined	N		40	40	100.0	51	51	100.0	55	55	100.0
	500303955	5211215	Hlabane H	N	1	31	26	83.9	72	48	66.7	36	23	63.9
	500156547	5211216	Hlathikhulu H	N	2	76	38	50.0	76	54	71.1	31	29	93.5
	500334480	5211405	Hlophe S	N	3	19	15	78.9	18	16	88.9	17	17	100.0
	500158841	5211107	Hoye S	N	2	37	23	62.2	35	16	45.7	36	36	100.0
	500161246	5211311	Impolwane S	N	3	81	59	72.8	69	43	62.3	70	37	52.9
	500162060	5211312	Incinjana S	N	3	17	11	64.7	35	22	62.9	39	15	38.5
	500163614	5211406	Ingula H	N	3	124	117	94.4	150	126	84.0	110	98	89.1
	500304029	5211217	Injesuthi H	N	1	56	47	83.9	90	88	97.8	59	45	76.3
	500166056	5211313	Intandoyesizwe H	N	3	92	85	92.4	107	102	95.3	50	50	100.0
	500167573	5211108	Isibuko H	N	1	19	3	15.8	24	23	95.8	45	42	93.3
	500322418	5211407	Islamic Educational Centre	N		15	15	100.0	18	18	100.0	18	18	100.0
	500171384	5211314	Jobe Senior Secondary	N	1	25	21	84.0	11	10	90.9	3	3	100.0
	500173234	5211218	Khandimfundo S	N	3	171	78	45.6	274	122	44.5	167	45	26.9
	500442964	5211234	Khulangolwazi High	N	3	12	4	33.3	15	3	20.0	7	6	85.7
	500176490	5211408	Klipriver H	N	5	124	91	73.4	121	111	91.7	162	154	95.1
	500179228	5211219	Kwadlamini H	N	2	16	15	93.8	31	23	74.2	23	14	60.9
	500182669	5211109	Kwantatshana Public S	N	3	38	29	76.3	59	40	67.8	41	28	68.3
	500182965	5211409	Kwaphayikeni H	N	2	75	61	81.3	77	76	98.7	66	51	77.3
	500183039	5211410	Kwaphindavele Combined	N	3	19	9	47.4	22	14	63.6	11	7	63.6
	500184815	5211411	Ladysmith H	N	5	178	178	100.0	222	221	99.5	168	163	97.0
	500184852	5211412	Ladysmith S	N	5	158	155	98.1	229	219	95.6	152	147	96.7
	500186517	5211315	Limehill H	N	3	70	70	100.0	84	84	100.0	83	81	97.6
	500187479	5211316	Lokothwayo Combined	N	1	72	40	55.6	55	31	56.4	66	43	65.2
	500191142	5211413	Madilika Combined	N	3	34	24	70.6	38	29	76.3	34	32	94.1
	500191771	5211110	Mafu H	N	2	100	61	61.0	95	76	80.0	101	45	44.6
	500192844	5211414	Magwababa H	N	3	47	36	76.6	50	36	72.0	48	41	85.4
	500338809	5211317	Mandlakhe S	N	1	10	8	80.0	4	4	100.0	10	9	90.0
	500196618	5211415	Mangcengeza H	N	3	12	9	75.0	34	28	82.4	34	23	67.6
	500197099	5211318	Mankayana H	N	1	38	11	28.9	14	5	35.7	10	10	100.0
	500198949	5211111	Maqoqa S	N	2	24	18	75.0	39	25	64.1	27	16	59.3
	500334369	5211416	Mashobane S	N	3	9	9	100.0	10	6	60.0	15	12	80.0
	500324305	5211417	Masoyi S	N	3	23	23	100.0	39	38	97.4	39	38	97.4
	500202538	5211112	Mavumbuka H	N	1	74	51	68.9	31	30	96.8	47	45	95.7
	500206904	5211113	Meadowsweet Combined	N	3	51	51	100.0	63	63	100.0	30	30	100.0
	500324194	5211418	Mhlanganyelwa Combined	N	3	30	23	76.7	15	14	93.3	15	9	60.0
	500414770	5211114	Mhlwazini S	N	1	48	33	68.8	49	37	75.5	44	30	68.2
	500210715	5211220	Mhubheni H	N	3	43	36	83.7	31	30	96.8	48	43	89.6
	500414807	5211222	Mpumelelo H	N	1	52	49	94.2	52	48	92.3	77	71	92.2
	500217782	5211115	Mqedandaba H	N	1	62	44	71.0	106	56	52.8	98	86	87.8
500340141	5211236	Mthaniya Combined	N	1	17	3	17.6	14	14	100.0	48	38	79.2	
500219040	5211116	Mthende H	N	1	97	51	52.6	62	53	85.5	69	20	29.0	
500324490	5211319	Mzimela H	N	1	67	45	67.2	39	36	92.3	34	34	100.0	
500223702	5211320	Ncinjane S	N	3	52	49	94.2	82	71	86.6	62	47	75.8	

District Name	Nat EMIS No	Centre No	Centre Name	Dinaledi	Quintile	2012			2013			2014		
						Wrote	Achieved	% Achieved	Wrote	Achieved	% Achieved	Wrote	Achieved	% Achieved
UTHUKELA	500224516	5211420	Ndalela H	N	3	83	71	85.5	127	108	85.0	98	76	77.6
	500226292	5211321	Nethezeka H	N	1	8	5	62.5	10	9	90.0	11	10	90.9
	500227772	5211117	Ngcongcosi H	N	2	55	26	47.3	43	22	51.2	53	24	45.3
	500227994	5211223	Ngibongeleni H	N	3	85	53	62.4	91	73	80.2	86	58	67.4
	500228660	5211322	Ngoza S	N	2	27	25	92.6	52	40	76.9	23	18	78.3
	500303992	5211224	Njeza S	N	1	45	14	31.1	28	20	71.4	43	23	53.5
	500233581	5211118	Nobomi S	N	2	27	23	85.2	25	24	96.0	28	27	96.4
	500237429	5211119	Nqobile Combined	N	1	28	22	78.6	35	22	62.9	21	14	66.7
	500238056	5211323	Nsikayezwe Combined	N	1	25	21	84.0	25	20	80.0	29	14	48.3
	500327746	5211421	Ntababusuku Junior Secondary	N	2	12	10	83.3	21	18	85.7	32	17	53.1
	500239538	5211120	Ntathakusa S	N	3	115	67	58.3	135	78	57.8	88	79	89.8
	500248899	5211324	Phindokuhle H	N	3	64	20	31.3	30	24	80.0	18	13	72.2
	500249565	5211325	Phoweni S	N	3	9	6	66.7	21	13	61.9	24	14	58.3
	500444962	5211242	Phuthini S	N								16	2	12.5
	500327191	5211121	Potshini H	N	3	28	19	67.9	31	23	74.2	23	21	91.3
	500252932	5211122	Qhozo H	N	1	70	50	71.4	84	53	63.1	95	83	87.4
	500253820	5211326	Qophindlela S	N	4	100	68	68.0	107	80	74.8	100	79	79.0
	500257298	5211327	Sahlumbe H	N	1	43	36	83.7	68	58	85.3	63	50	79.4
	500257409	5211328	Sakhelwe H	N	3	203	158	77.8	194	167	86.1	212	176	83.0
	500263847	5211422	Sicelokuhle H	N	3	112	56	50.0	117	73	62.4	75	64	85.3
	500263884	5211329	Sicelukukhanya H	N	4	82	64	78.0	80	66	82.5	104	89	85.6
	500264624	5211330	Sigweje H	N	3	75	56	74.7	94	84	89.4	75	66	88.0
	500265586	5211423	Silindokuhle S	N	3	35	18	51.4	46	31	67.4	60	48	80.0
	500334332	5211331	Silokoza S	N	1	65	31	47.7	76	71	93.4	33	28	84.8
	500267510	5211332	Siphimfundo S	N	1	51	38	74.5	77	52	67.5	87	57	65.5
	500267658	5211225	Siphokuhle H	N	3	51	18	35.3	32	23	71.9	37	13	35.1
	500268176	5211226	Siraatul Haq Islamic	N								23	23	100.0
	500270840	5211424	Sizakahle Public S (Ladysmith)	N	3	141	113	80.1	135	117	86.7	119	77	64.7
	500271321	5211227	Sizathina H	N	1	61	55	90.2	75	72	96.0	49	48	98.0
	500272431	5211228	Sobabili H	N	2	52	48	92.3	38	36	94.7	50	45	90.0
	500272727	5211123	Sokesimbone H	N	1	32	29	90.6	26	24	92.3	50	36	72.0
	500277759	5211425	Steadville S	N	5	88	86	97.7	80	78	97.5	107	100	93.5
	500279350	5211124	Tabhane S	N	2	106	90	84.9	119	106	89.1	148	91	61.5
	500303548	5211426	Tatane S	N	2	16	11	68.8	23	22	95.7	28	13	46.4
	500334591	5211229	Tatazela S	N	3	105	60	57.1	77	59	76.6	63	37	58.7
	500281496	5211239	Thembalihle Combined	N	2	46	28	60.9	59	23	39.0	76	8	10.5
	500281644	5211427	Thembela H	N	2	71	65	91.5	74	67	90.5	75	65	86.7
	500334221	5211125	Thintwa S	N	2	20	15	75.0	26	14	53.8	21	13	61.9
	500282236	5211126	Thokoza H	N	3	52	36	69.2	62	44	71.0	69	46	66.7
	500282754	5211127	Tholithemba H	N	2	171	94	55.0	155	87	56.1	101	71	70.3
500284974	5211128	Tshanibezwe H	N	2	53	49	92.5	82	71	86.6	59	55	93.2	
500327228	5211129	Ubulinga S	N	2	105	79	75.2	112	94	83.9	111	77	69.4	

District Name	Nat EMIS No	Centre No	Centre Name	Dinaledi	Quintile	2012			2013			2014		
						Wrote	Achieved	% Achieved	Wrote	Achieved	% Achieved	Wrote	Achieved	% Achieved
UTHUKELA	500286343	5211130	Ukhahlamba H	N	2	31	31	100.0	37	37	100.0	34	34	100.0
	500286380	5211131	Ukhali H	N	1	33	33	100.0	45	41	91.1	22	18	81.8
	500286861	5211333	Umbango S	N	3	79	68	86.1	92	88	95.7	97	84	86.6
	500290635	5211428	Uxolo Nokuzwana S	N	3	19	17	89.5	20	16	80.0	15	15	100.0
	500293151	5211230	Vukasekusile S	N	3	38	22	57.9	37	24	64.9	71	38	53.5
	500295001	5211231	Weenen Combined	N	2	63	46	73.0	70	59	84.3	95	52	54.7
	500295371	5211232	Wembezi S	N	3	109	79	72.5	92	60	65.2	111	69	62.2
	500295593	5211429	Wesselsnek Combined	N	3	31	14	45.2	8	5	62.5	13	6	46.2
	500296444	5211430	Windsor S	N	5	138	122	88.4	136	122	89.7	152	139	91.4
	500299293	5211431	Zankosheni H	N	2	24	16	66.7	25	14	56.0	29	20	69.0
	500300107	5211334	Zikode H	N	1	21	16	76.2	16	14	87.5	19	14	73.7
UTHUNGULU	500101306	5113238	Amabuye S	N								50	12	24.0
	500102120	5113401	Amangwe H	N	3	27	25	92.6	29	23	79.3	56	35	62.5
	500102453	5113301	Amaphuthu H	N	1	47	17	36.2	67	22	32.8	85	16	18.8
	500308876	5113302	Amazondi Junior Secondary	N	1	45	43	95.6	54	51	94.4	58	26	44.8
	500319902	5113402	Aquadene S	N	5	79	58	73.4	105	82	78.1	142	97	68.3
	500104747	5113101	Bagibile H	N	2	64	54	84.4	64	36	56.3	62	56	90.3
	500104969	5113403	Balondo H	N	3	34	10	29.4	43	29	67.4	36	15	41.7
	500342250	5113102	Batshazwayo S	N	1	28	18	64.3	27	18	66.7	24	4	16.7
	500338772	5113103	Bhamu H	N	2	32	2	6.3	18	6	33.3	29	7	24.1
	500108521	5113104	Bhekeshowe H	N	2	59	41	69.5	62	29	46.8	59	46	78.0
	500108595	5113405	Bhekikusasa H	N	2	29	21	72.4	46	37	80.4	40	35	87.5
	500306582	5113406	Bhekukwazi S	N	2	44	44	100.0	59	58	98.3	27	27	100.0
	500109557	5113303	Bhilibana Junior Secondary	N	1	31	25	80.6	46	19	41.3	55	6	10.9
	500109964	5113304	Bhuquni H	N	1	35	5	14.3	68	45	66.2	47	12	25.5
	500492988	5113477	Birdsview Academy	N								24	24	100.0
	500110371	5113305	Bizimali H	Y	1	254	175	68.9	277	224	80.9	294	212	72.1
	500115033	5113407	Cebisa H	N	2	46	14	30.4	59	22	37.3	54	20	37.0
	500121952	5113201	Dlamvuzo Senior Secondary	N	5	98	52	53.1	152	48	31.6	88	62	70.5
	500121989	5113202	Dlangezwa H	Y	4	189	132	69.8	155	146	94.2	139	105	75.5
	500122026	5113408	Dlemudlemu S	N	2	50	37	74.0	64	57	89.1	52	43	82.7
	500122655	5113409	Dondotha H	N	3	30	17	56.7	66	51	77.3	67	17	25.4
	500123099	5113410	Dover Combined	Y	3	86	58	67.4	77	62	80.5	73	44	60.3
	500256965	5113306	Dr Sj Baloyi	N	2	53	36	67.9	102	84	82.4	76	23	30.3
	500124172	5113411	Dumanikahle H	N	2	103	47	45.6	112	88	78.6	79	63	79.7
	500128834	5113412	Ekupheleni S	N	3	89	76	85.4	132	124	93.9	106	78	73.6
	500129648	5113413	Elangeni S	N	1	51	23	45.1	54	27	50.0	51	23	45.1
	500319310	5113414	Emkhayideni Technical H	N	3	125	79	63.2	96	88	91.7	98	57	58.2
	500133681	5113415	Emondini H	N	3	112	51	45.5	149	127	85.2	112	105	93.8
500133755	5113203	Emoyeni H	N	3	56	29	51.8	87	63	72.4	59	16	27.1	
500133866	5113416	Empangeni H	Y	5	197	187	94.9	210	206	98.1	224	220	98.2	
500135050	5113308	Emthungweni H	N	1	38	36	94.7	81	36	44.4	52	23	44.2	
500136974	5113418	Enhlangwini S	N	2	42	30	71.4	41	28	68.3	57	12	21.1	

District Name	Nat EMIS No	Centre No	Centre Name	Dinaledi	Quintile	2012			2013			2014		
						Wrote	Achieved	% Achieved	Wrote	Achieved	% Achieved	Wrote	Achieved	% Achieved
UTHUNGULU	500138343	5113419	Entembeni H	N	2	71	30	42.3	66	19	28.8	32	17	53.1
	500139823	5113105	Eshowe H	Y	5	130	130	100.0	134	133	99.3	121	120	99.2
	500143005	5113204	Ezakheleni H	N	1	53	47	88.7	68	51	75.0	68	56	82.4
	500143264	5113420	Ezizigizweni H	N	1	33	22	66.7	36	27	75.0	41	21	51.2
	500143856	5113421	Ezwenilethu S	N	2	22	19	86.4	27	25	92.6	30	22	73.3
	500320235	5113106	Gala H	N	1	26	25	96.2	24	20	83.3	13	4	30.8
	500147223	5113107	Gawozi S	N	3	104	50	48.1	115	61	53.0	118	69	58.5
	500306656	5113108	Gcwalulwazi H	N	4	88	84	95.5	183	170	92.9	143	126	88.1
	500148703	5113422	Gijimana Senior Secondary	N	2	27	18	66.7	44	36	81.8	28	27	96.4
	500150442	5113309	Godide H	N	1	16	11	68.8	59	24	40.7	31	9	29.0
	500153729	5113310	Golozela S	N	1	94	82	87.2	140	135	96.4	122	27	22.1
	500151367	5113109	Gqokinsimbi Junior Secondary	N	2	74	72	97.3	86	80	93.0	110	103	93.6
		5113423	Gqokubukhosi S	N	1	20	13	65.0	30	13	43.3	15	13	86.7
	500317867	5113110	Gwebushe Junior Secondary	N	2	15	13	86.7	17	11	64.7	27	14	51.9
	500401820	5113476	Gwejobomvu Js	N								85	85	100.0
	500320420	5113111	Hhashi S	N	2	20	13	65.0	18	11	61.1	28	17	60.7
	500156029	5113205	Hlakaniphani S	N	3	47	28	59.6	60	46	76.7	89	38	42.7
	500156214	5113206	Hlamvana S	N	5	197	142	72.1	270	188	69.6	201	77	38.3
	500157731	5113424	Hluma S	N	3	79	64	81.0	113	96	85.0	136	103	75.7
	500159655	5113425	Ihawulethu S	N	2	51	39	76.5	71	62	87.3	76	53	69.7
	500319384	5113239	Ikhandlela Js	N								207	179	86.5
	500161098	5113112	Impande H	N	2	36	23	63.9	39	27	69.2	28	23	82.1
	500161986	5113426	Incaphayi H	N	2	29	20	69.0	30	29	96.7	36	20	55.6
	500164317	5113207	Iniwé S	N	3	11	10	90.9	15	6	40.0	17	9	52.9
	500319828	5113208	Isandlwana S	N	5	72	71	98.6	97	95	97.9	95	82	86.3
	500168054	5113209	Isikhalasenkosi Junior Secondary	N	2	15	2	13.3	7	4	57.1	23	3	13.0
	500168424	5113427	Isiphephelo H	N	3	87	62	71.3	74	56	75.7	68	41	60.3
	500234728	5113428	Isulomphakathi S	N	2	63	45	71.4	67	64	95.5	64	14	21.9
	500169497	5113312	Ithala H	N	1	56	14	25.0	52	40	76.9	61	44	72.1
	500171458	5113429	John Ross College	N	5	142	135	95.1	218	205	94.0	225	194	86.2
	500306841	5113430	Khanyiselisizwe H	N	2	54	39	72.2	90	34	37.8	85	19	22.4
	500174714	5113431	Khombindlela H	N	4	176	168	95.5	195	189	96.9	231	197	85.3
	500174973	5113210	Khula H	Y	5	242	180	74.4	318	252	79.2	274	181	66.1
	500175898	5113313	King Cetshwayo S	Y	1	57	24	42.1	70	43	61.4	33	21	63.6
	500178488	5113432	Kwanxusa H	N	3	96	56	58.3	92	80	87.0	127	65	51.2
	500185407	5113433	Langalibomvu H	N	1	74	37	50.0	48	48	100.0	56	33	58.9
	500186776	5113434	Lindinkosi S	N	3	46	31	67.4	36	23	63.9	23	5	21.7
	500326782	5113435	Lizwi S	N	4	69	55	79.7	98	78	79.6	117	82	70.1
	500188885	5113314	Lushaba S	N	1	101	69	68.3	79	69	87.3	83	70	84.3
	500191882	5113113	Mafunda S	N	1	90	37	41.1	82	37	45.1	67	33	49.3
500341251	5113114	Magemfane H	N	1	29	28	96.6	43	35	81.4	29	24	82.8	

District Name	Nat EMIS No	Centre No	Centre Name	Dinaledi	Quintile	2012			2013			2014		
						Wrote	Achieved	% Achieved	Wrote	Achieved	% Achieved	Wrote	Achieved	% Achieved
UTHUNGULU	500192548	5113315	Magqama H	N	1	39	16	41.0	34	16	47.1	39	20	51.3
	500306952	5113211	Majiya S	N	2	140	77	55.0	135	70	51.9	120	96	80.0
	500315573	5113115	Mandlosuthu S	N	2	12	1	8.3	22	14	63.6	14	10	71.4
	500197284	5113436	Manqamu H	N	2	121	62	51.2	106	98	92.5	123	90	73.2
	500198172	5113437	Manzimhlophe H	N	2	49	25	51.0	55	52	94.5	69	34	49.3
	500200059	5113438	Masakhane H	N	3	129	57	44.2	77	51	66.2	89	40	44.9
	500200207	5113212	Mashanandane S	N	1	89	16	18.0	53	46	86.8	75	2	2.7
	500200392	5113316	Mashinga H	N	1	199	195	98.0	364	177	48.6	129	27	20.9
	500200725	5113317	Mashushu H	N	1	33	23	69.7	52	14	26.9	54	22	40.7
	500124283	5113213	Matamzana Dube S	N	4	125	70	56.0	118	95	80.5	137	128	93.4
	500311688	5113117	Matheku S	N	3	31	24	77.4	61	23	37.7	63	23	36.5
	500201761	5113318	Matholamnyama S	N	1	53	46	86.8	76	69	90.8	64	53	82.8
	500202575	5113118	Mavumengwane H	N	1	114	51	44.7	107	58	54.2	111	68	61.3
	500342916	5113319	Mbangayiya Junior Secondary	N	1	36	16	44.4	57	22	38.6	13	10	76.9
	500203944	5113320	Mbatshazwa S	N	1	23	15	65.2	44	15	34.1	29	10	34.5
	500204536	5113321	Mbizwe H	N	2	33	16	48.5	37	31	83.8	39	7	17.9
	500205202	5113439	Mbusowabathethwa Senior Secondary	N	3	57	46	80.7	102	90	88.2	74	54	73.0
	500205387	5113214	Mbuyiseni H	N	3	30	26	86.7	37	23	62.2	38	35	92.1
	500205498	5113215	Mcabango H	N	3	23	7	30.4	33	25	75.8	78	22	28.2
	500208125	5113440	Mevamhlophe H	N	3	91	60	65.9	90	46	51.1	97	37	38.1
	500320013	5113441	Mfaniso S	N	3	30	21	70.0	27	17	63.0	37	1	2.7
	500209420	5113442	Mgezeni H	N	2	252	246	97.6	249	243	97.6	246	239	97.2
	500209531	5113119	Mgitshwa H	N	2	43	38	88.4	74	57	77.0	72	52	72.2
	500401894	5113216	Mjabuliseni S	N	1	52	26	50.0	66	21	31.8	65	21	32.3
	500212084	5113443	Mkhombisi H	N	2	97	39	40.2	98	36	36.7	105	24	22.9
	500212195	5113444	Mkhonto H	N	2	32	21	65.6	22	18	81.8	19	10	52.6
	500308913	5113322	Mloyiswa Junior Secondary	N	2	26	16	61.5	40	22	55.0	32	11	34.4
	500307137	5113445	Mningi H	N	2	193	152	78.8	243	242	99.6	167	164	98.2
	500213601	5113323	Mnqandi H	N	2	35	19	54.3	44	28	63.6	56	14	25.0
	500213934	5113324	Mnyakanya H	N	2	82	38	46.3	83	55	66.3	102	45	44.1
	500216302	5113446	Mpephose S	N	2	24	23	95.8	48	37	77.1	53	34	64.2
	500216339	5113325	Mphahleni S	N	2	25	3	12.0	37	19	51.4	22	1	4.5
	500304843	5113326	Mphathesitha Junior Secondary	N	2	93	57	61.3	116	74	63.8	121	61	50.4
	500216524	5113327	Mphemba H	N	2	146	111	76.0	147	135	91.8	92	73	79.3
	500219225	5113328	Mthiyaqhwa S	N	2	158	110	69.6	219	107	48.9	188	121	64.4
	500219484	5113141	Mthonga S	N	1	11	9	81.8	15	5	33.3	15	1	6.7
	500303437	5113447	Mthonjaneni H	N	3	48	45	93.8	106	80	75.5	98	36	36.7
	500220224	5113217	Mthunzini H	N	2	146	100	68.5	130	64	49.2	70	70	100.0
	500213786	5113218	Muntonokudla S	N	3	80	54	67.5	100	45	45.0	95	55	57.9
	500221593	5113329	Mvutshini H	N	1	48	40	83.3	104	90	86.5	23	22	95.7
500224923	5113219	Ndesheni H	N	3	102	39	38.2	74	50	67.6	129	53	41.1	

District Name	Nat EMIS No	Centre No	Centre Name	Dinaledi	Quintile	2012			2013			2014		
						Wrote	Achieved	% Achieved	Wrote	Achieved	% Achieved	Wrote	Achieved	% Achieved
UTHUNGULU	500225182	5113448	Ndlabeyilandula S	N	2	54	29	53.7	55	51	92.7	62	45	72.6
	500225441	5113121	Ndlongolwane H	N	1	56	33	58.9	48	35	72.9	44	26	59.1
	500225515	5113122	Ndluyesilo H	N	2	71	66	93.0	82	53	64.6	53	17	32.1
	500228475	5113330	Ngono S	N	1	377	265	70.3	365	222	60.8	244	113	46.3
	500229289	5113331	Ngwekazi H	N	2	84	49	58.3	81	57	70.4	89	43	48.3
	500229400	5113220	Ngwenya S	N	3	33	21	63.6	34	27	79.4	21	13	61.9
	500230547	5113449	Nhloyana S	N	2	59	16	27.1	37	29	78.4	44	28	63.6
	500231139	5113222	Njingili S	N	2	29	24	82.8	55	34	61.8	37	13	35.1
	500231583	5113333	Nkandla S	N	2	79	49	62.0	59	16	27.1	63	29	46.0
	500231731	5113334	Nkanyiso H	N	1	39	10	25.6	30	14	46.7	36	25	69.4
	500232767	5113450	Nkosithandle S	N	2	147	127	86.4	142	135	95.1	150	124	82.7
	500319754	5113223	Nogabisela H	N	2	34	28	82.4	42	33	78.6	53	36	67.9
	500234062	5113123	Nokhalela H	N	1	71	4	5.6	30	25	83.3	15	14	93.3
	500311725	5113124	Nomaqoni Junior Secondary	N	2	47	5	10.6	22	11	50.0	34	1	2.9
	500235172	5113125	Nomayaca H	N	2	62	35	56.5	87	61	70.1	58	48	82.8
	500235505	5113335	Nongamlana H	N	1	45	36	80.0	50	21	42.0	31	17	54.8
	500235616	5113451	Nongweleza H	N	3	118	71	60.2	150	86	57.3	102	87	85.3
	500324749	5113126	Noqandela Junior Secondary	N	1	32	19	59.4	24	15	62.5	27	27	100.0
	500309468	5113336	Nqamana Junior Secondary	N	1	11	2	18.2	8	5	62.5	7	3	42.9
	500237540	5113127	Nqumizwe S	N	2	49	23	46.9	41	24	58.5	68	40	58.8
	500238872	5113128	Ntabantuzuma H	N	2	113	81	71.7	121	106	87.6	102	100	98.0
	500240315	5113452	Ntongande H	N	3	115	40	34.8	155	79	51.0	111	61	55.0
	500242165	5113224	Nzuza S	N	2	73	45	61.6	60	36	60.0	63	33	52.4
	500242461	5113453	Obuka Senior Secondary	N	1	40	30	75.0	53	40	75.5	56	39	69.6
	500243608	5113454	Old Mill H	N	5	176	147	83.5	210	182	86.7	227	204	89.9
	500243904	5113225	Ongoye S	N	3	112	57	50.9	143	90	62.9	82	73	89.0
	500319458	5113129	Phangifa Com-Tech	N	2	36	19	52.8	72	11	15.3	46	7	15.2
	500248122	5113338	Phembela S	N	1	31	14	45.2	21	20	95.2	20	13	65.0
	500248862	5113339	Phindizwe H	N	1	59	17	28.8	48	19	39.6	12	1	8.3
	500248936	5113130	Phindulimi H	N	2	64	29	45.3	56	38	67.9	75	39	52.0
	500249861	5113455	Phumosizini S	N	2	16	16	100.0	15	14	93.3	16	12	75.0
	500445961	5113142	Princess Langazana S	N	2	51	48	94.1	61	56	91.8	81	48	59.3
	500252377	5113226	Qantayi H	N	4	89	44	49.4	113	59	52.2	141	52	36.9
	500252636	5113227	Qhakaza S	N	3	121	95	78.5	109	94	86.2	151	126	83.4
	500252673	5113456	Qhamuka S	N	3	87	54	62.1	67	47	70.1	87	43	49.4
	500253598	5113457	Qondindlela S	N	2	32	16	50.0	42	24	57.1	37	23	62.2
	500255411	5113458	Richards Bay S	N	5	136	113	83.1	188	166	88.3	184	126	68.5
	500255448	5113459	Richardsbaai H	N	5	110	104	94.5	122	119	97.5	106	102	96.2
	500260295	5113341	Senzakahle Junior Secondary	N	2	25	10	40.0	26	17	65.4	16	3	18.8
	500309542	5113342	Senzela Junior Secondary	N	1	30	14	46.7	46	20	43.5	43	14	32.6
500259185	5113460	Sibekezele S	N	2	36	32	88.9	29	28	96.6	31	30	96.8	
500262774	5113343	Sibhakabhaka S	N	1	10	6	60.0	9	6	66.7	12	8	66.7	



District Name	Nat EMIS No	Centre No	Centre Name	Dinaledi	Quintile	2012			2013			2014		
						Wrote	Achieved	% Achieved	Wrote	Achieved	% Achieved	Wrote	Achieved	% Achieved
UTHUNGULU	500262811	5113228	Sibhakuza S	N	1	56	20	35.7	55	49	89.1	48	34	70.8
	500263440	5113461	Sibonokuhle H	N	3	71	55	77.5	99	85	85.9	61	52	85.2
	500319865	5113229	Sihubela S	N	2	31	18	58.1	39	13	33.3	31	15	48.4
	500266844	5113462	Sinqobile H	N	2	30	16	53.3	40	23	57.5	38	19	50.0
	500342694	5113131	Siphosethu H	N	2	43	26	60.5	46	27	58.7	37	24	64.9
	500267843	5113132	Siphoso S	N	2	102	28	27.5	67	37	55.2	54	32	59.3
	500268657	5113463	Sitheku H	N	2	57	27	47.4	39	22	56.4	112	29	25.9
	500269434	5113230	Siyabonga S	N	2	53	10	18.9	42	12	28.6	38	3	7.9
	500307507	5113464	Sizakahle Junior Secondary	N	3	23	20	87.0	30	25	83.3	55	51	92.7
	500309505	5113344	Sizwesonke Junior Secondary	N	1	35	25	71.4	30	11	36.7	40	14	35.0
	500275243	5113465	St Catherines H	N		15	15	100.0	20	20	100.0	25	25	100.0
	500278869	5113133	Sunnydale S	N	4	111	74	66.7	126	87	69.0	69	57	82.6
	500280682	5113466	Thanduyise H	N	5	119	93	78.2	153	77	50.3	90	64	71.1
	500282791	5113467	Tholokuhle S	Y	4	260	193	74.2	342	312	91.2	186	173	93.0
	500284049	5113231	Tisand Technical H	Y	5	135	110	81.5	223	189	84.8	146	85	58.2
	500285122	5113468	Tshelamanzi S	N	3	38	18	47.4	58	14	24.1	34	18	52.9
	500285603	5113134	Ubambiswano H	N	4	75	48	64.0	51	29	56.9	38	34	89.5
	500287009	5113469	Umbiya S	N	2	90	58	64.4	96	66	68.8	106	56	52.8
	500287157	5113232	Umdlamfe S	N	5	197	86	43.7	183	129	70.5	217	121	55.8
		5113470	Umkhosi H	N	2	38	21	55.3	29	20	69.0	45	22	48.9
	500234580	5113345	Umzikazi H	N	1	101	52	51.5	94	54	57.4	78	47	60.3
	500307581	5113135	Uphezeni S	N	2	16	16	100.0	23	23	100.0	23	19	82.6
	500290117	5113233	Uphindo S	N	3	30	16	53.3	42	29	69.0	51	18	35.3
	500290672	5113136	Uyaya S	N	1	57	11	19.3	41	13	31.7	33	12	36.4
	500290709	5113471	Uyengo S	N	3	118	57	48.3	84	59	70.2	142	77	54.2
	500291190	5113137	Velamuva H	N	2	39	11	28.2	39	22	56.4	40	17	42.5
	500291264	5113346	Velangaye H	N	1	261	231	88.5	356	303	85.1	246	210	85.4
	500293484	5113347	Vuleka School For The Deaf	N		4	2	50.0	8	8	100.0	6	6	100.0
	500295149	5113472	Welabasha H	Y	2	136	136	100.0	178	177	99.4	239	227	95.0
	500297887	5113138	Yamela S	N	2	48	27	56.3	63	46	73.0	25	19	76.0
	500297924	5113473	Yanguye H	N	2	50	45	90.0	64	28	43.8	62	19	30.6
	500298368	5113474	Zakhekahle S	N	2	9	5	55.6	15	9	60.0	32	21	65.6
	500307729	5113234	Zenzeleni Mashamase S	N	2	61	45	73.8	101	42	41.6	118	56	47.5
500300329	5113235	Zimeme H	N	1	29	24	82.8	18	15	83.3	38	0	0.0	
500300514	5113236	Zinqobebe S	N	1	66	63	95.5	92	89	96.7	48	42	87.5	
500300699	5113475	Ziphozonke H	N	3	98	89	90.8	125	115	92.0	87	76	87.4	
500300884	5113237	Zithume H	N	2	32	31	96.9	26	26	100.0	16	12	75.0	
500301994	5113139	Zwelithini H	N	4	90	83	92.2	95	94	98.9	143	137	95.8	
ZULULAND	500100270	5112401	Abaqulusi H	N	1	78	51	65.4	111	59	53.2	77	56	72.7
	500105006	5112501	Bambanani H	N	3	116	103	88.8	186	156	83.9	243	169	69.5
	500105635	5112201	Bantubaningi H	N	1	59	52	88.1	85	57	67.1	63	26	41.3
	500105709	5112301	Banzana S	N	2	72	62	86.1	82	74	90.2	76	64	84.2
500105894	5112402	Baqulusini Combined	N	2	50	45	90.0	58	39	67.2	107	56	52.3	

District Name	Nat EMIS No	Centre No	Centre Name	Dinaledi	Quintile	2012			2013			2014		
						Wrote	Achieved	% Achieved	Wrote	Achieved	% Achieved	Wrote	Achieved	% Achieved
ZULULAND	500107115	5112101	Bembaskop Combined S	N	1	22	10	45.5	17	10	58.8	18	9	50.0
	500108040	5112302	Bhaqalwesizwe H	N	1	42	17	40.5	63	53	84.1	55	39	70.9
	500108558	5112202	Bhekifa H	N	1	35	27	77.1	44	37	84.1	41	28	68.3
	500109668	5112303	Bhokwe S	N	2	53	50	94.3	60	57	95.0	77	62	80.5
	500111185	5112502	Bonginhlanhla H	N	2	67	50	74.6	74	49	66.2	74	40	54.1
	500111222	5112304	Bongokuhle H	N	2	76	49	64.5	80	61	76.3	55	36	65.5
	500290302	5112103	Busekhaya H	N	2	14	9	64.3	17	13	76.5	21	7	33.3
	500121175	5112203	Dikana H	N	1	88	67	76.1	89	72	80.9	94	44	46.8
	500121582	5112503	Dingukwazi Senior Secondary	N	3	279	162	58.1	272	207	76.1	251	202	80.5
	500125652	5112504	Dwaleni H	N	4	93	65	69.9	123	94	76.4	101	60	59.4
	500125689	5112505	Dwarsrand P	N	2	11	6	54.5	11	4	36.4	10	1	10.0
	500133126	5112204	Ekhombe H	N	1	52	32	61.5	35	14	40.0	70	24	34.3
	500128427	5112205	Ekudubekeni H	N	3	92	68	73.9	90	74	82.2	135	78	57.8
	500129426	5112206	Ekwandeni Combined	N	1	18	8	44.4	21	18	85.7	15	6	40.0
	500131276	5112305	Emanono H	N	1	42	13	31.0	27	27	100.0	28	17	60.7
	500134199	5112306	Empilweni Junior Secondary	N	2	77	71	92.2	137	107	78.1	114	106	93.0
	500135975	5112307	Endlovukazi H	N	1	39	26	66.7	51	17	33.3	47	34	72.3
	500343323	5112506	Enhlanhleri S	N	3	50	37	74.0	51	38	74.5	50	37	74.0
	500138084	5112106	Enqabeni Combined	N	1	26	25	96.2	26	22	84.6	57	26	45.6
	500144374	5112308	Falaza H	N	1	157	117	74.5	161	117	72.7	109	45	41.3
	500341399	5112207	Felifa S	N	1	75	30	40.0	51	33	64.7	68	28	41.2
	500144781	5112107	Filidi S	N	3	107	77	72.0	107	79	73.8	106	96	90.6
	500145669	5112309	Fumana Combined	N	1	61	33	54.1	59	43	72.9	57	34	59.6
	500145928	5112310	Fundukhaliphe H	N	1	71	47	66.2	57	48	84.2	87	16	18.4
	500148000	5112108	Gelekedle S	N	3	163	84	51.5	117	95	81.2	66	52	78.8
	500150146	5112109	Gobeni Combined	N	1	48	19	39.6	43	28	65.1	46	14	30.4
	500326488	5112208	Gqokamandla Junior Secondary	N	1	86	70	81.4	77	63	81.8	87	57	65.5
	500152107	5112403	Grootspruit Combined	N	1	22	15	68.2	27	17	63.0	46	26	56.5
	500152477	5112110	Gudu S	Y	2	95	75	78.9	137	87	63.5	139	84	60.4
	500153365	5112311	Hambangendlela H	N	1	70	41	58.6	63	38	60.3	49	27	55.1
	500153550	5112111	Hamu H	N	1	24	17	70.8	39	16	41.0	68	12	17.6
	500154882	5112312	Heshe Junior Secondary	N	1	37	12	32.4	46	18	39.1	52	20	38.5
	500156473	5112112	Hlanguza Combined	N	3	9	8	88.9	12	11	91.7	21	9	42.9
	500159877	5112114	Ikhethelo S	N	2	71	37	52.1	53	46	86.8	79	31	39.2
	500160543	5112209	Imbilane H	N	4	88	53	60.2	94	72	76.6	83	53	63.9
	500160950	5112314	Imizamo S	N	1	8	8	100.0	13	12	92.3	13	7	53.8
	500161320	5112210	Impumelelo H	N	2	60	56	93.3	44	41	93.2	51	38	74.5
	500164502	5112115	Inkamana S	N		26	26	100.0	27	27	100.0	28	28	100.0
	500310615	5112507	Intonga H	N	2	35	32	91.4	62	32	51.6	59	32	54.2
	500167129	5112116	Iqhawesizwe Cp	N	2	47	21	44.7	45	22	48.9	37	19	51.4
500167906	5112315	Isihlahlasenkosi H	N	1	60	38	63.3	62	39	62.9	66	28	42.4	
500168202	5112211	Isikhwebezi H	N	1	47	47	100.0	39	37	94.9	51	49	96.1	

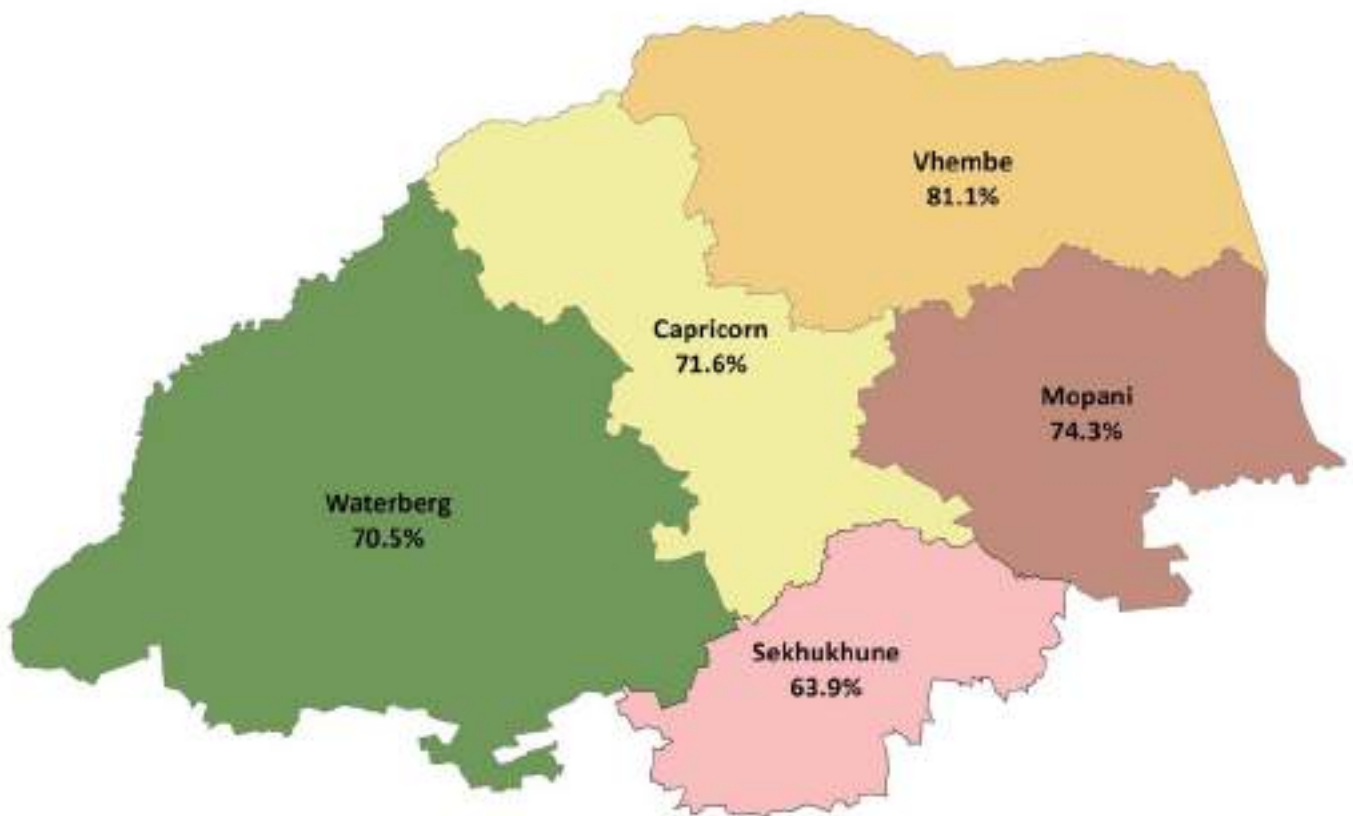
District Name	Nat EMIS No	Centre No	Centre Name	Dinaledi	Quintile	2012			2013			2014		
						Wrote	Achieved	% Achieved	Wrote	Achieved	% Achieved	Wrote	Achieved	% Achieved
ZULULAND	500169275	5112117	Isolomuzi S	N	2	122	95	77.9	143	130	90.9	177	163	92.1
	500169830	5112316	Itshobhana Junior Secondary	N	1	57	34	59.6	72	60	83.3	69	39	56.5
	500169978	5112317	Ivuna H	N	1	69	51	73.9	58	50	86.2	69	55	79.7
	500170015	5112212	Ivungu H	N	2	48	34	70.8	43	40	93.0	34	24	70.6
	500171014	5112213	James Nxumalo Agricultural H	Y	4	63	58	92.1	90	87	96.7	93	89	95.7
	500343101	5112214	Joko S	N	1	48	42	87.5	41	34	82.9	45	11	24.4
	500172383	5112405	Kanyekanye H	N	3	50	45	90.0	81	74	91.4	58	52	89.7
	500173086	5112406	Khambula Combined	N	2	7	7	100.0	8	6	75.0	13	0	0.0
	500173530	5112407	Khanyanjalo S	Y	4	59	36	61.0	88	46	52.3	181	70	38.7
	500173715	5112408	Khanyiseluzulu S	N	1	46	37	80.4	78	66	84.6	48	34	70.8
	500323195	5112119	Khethukuthula S	N	2	13	2	15.4	16	9	56.3	13	2	15.4
	500303326	5112120	Khondlo S	N	3	97	59	60.8	120	108	90.0	150	109	72.7
	500174899	5112508	Khoza H	N	2	36	21	58.3	47	29	61.7	42	16	38.1
	500175343	5112509	Khulumeluzulu H	N	2	84	51	60.7	97	74	76.3	83	67	80.7
	500175861	5112318	King Bhekuzulu H	N	4	122	104	85.2	124	85	68.5	143	109	76.2
	500175935	5112319	King Dinuzulu H	N	3	72	54	75.0	135	86	63.7	159	44	27.7
	500250009	5112320	King Phumzuzulu H	N	2	57	47	82.5	72	63	87.5	66	59	89.4
	500176268	5112321	Kitakita H	N	1	53	50	94.3	50	44	88.0	67	39	58.2
	500176342	5112121	Klein-Eden P	N	2	28	21	75.0	24	18	75.0	30	19	63.3
	500177082	5112123	Konfloor Combined	N	1	24	16	66.7	21	17	81.0	28	19	67.9
	500321308	5112215	Kwabhamu Junior Secondary	N	1	40	22	55.0	37	37	100.0	3	3	100.0
	500304695	5112125	Kwabhanya S	N	2	59	54	91.5	67	63	94.0	92	85	92.4
	500179117	5112322	Kwadenge Senior Secondary	N	2	69	52	75.4	77	70	90.9	124	85	68.5
	500179265	5112323	Kwadomba H	N	1	46	41	89.1	60	47	78.3	78	16	20.5
	500181411	5112409	Kwamnyayiza H	N	1	52	31	59.6	44	21	47.7	44	16	36.4
	500304732	5112421	Kwampunzi Combined	N	1	35	16	45.7	25	21	84.0	20	2	10.0
	500182040	5112510	Kwamziwentsha H	N	2	23	12	52.2	21	14	66.7	37	7	18.9
	500182558	5112126	Kwanotshelwa S	N	2	104	89	85.6	114	94	82.5	148	104	70.3
	500183187	5112410	Kwasa H	N	3	112	40	35.7	94	64	68.1	92	38	41.3
	500342990	5112324	Kwa-Ziphethe S	N	1	95	83	87.4	105	96	91.4	162	121	74.7
	500184334	5112325	Kwazwide H	N	3	45	41	91.1	55	52	94.5	74	58	78.4
	500292818	5112127	Landbou H	N	4	45	44	97.8	22	22	100.0	36	34	94.4
	500185185	5112511	Landokwakhe S	N	2	65	54	83.1	88	75	85.2	67	58	86.6
	500333814	5112512	Langa Junior Secondary	N	3	165	143	86.7	199	167	83.9	190	148	77.9
	500185518	5112128	Langeni Combined	N	1	39	34	87.2	44	27	61.4	59	28	47.5
	500309135	5112216	Mabhidla H	N	1	55	54	98.2	73	64	87.7	78	22	28.2
	500190624	5112129	Machanga S	N	3	61	48	78.7	66	46	69.7	73	50	68.5
	500321345	5112217	Magqezulana Js	N								12	5	41.7
	500192585	5112412	Magubulundu S	N	1				18	2	11.1	29	7	24.1
	500192770	5112513	Magutshwa H	N	2	98	61	62.2	97	65	67.0	66	40	60.6

District Name	Nat EMIS No	Centre No	Centre Name	Dinaledi	Quintile	2012			2013			2014		
						Wrote	Achieved	% Achieved	Wrote	Achieved	% Achieved	Wrote	Achieved	% Achieved
ZULULAND	500336071	5112514	Magwegwana S	N	2	111	91	82.0	144	103	71.5	134	57	42.5
	500193214	5112218	Mahlabathini H	Y	4	112	85	75.9	166	120	72.3	196	157	80.1
	500195101	5112130	Malandela S	N	2	18	15	83.3	23	18	78.3	30	11	36.7
	500326895	5112326	Mandlakazi H	N	1	87	83	95.4	88	80	90.9	90	60	66.7
	500197876	5112515	Manzamhlophe Intermediate	N	1	20	12	60.0	26	17	65.4	30	12	40.0
	500198505	5112219	Maphovela H	N	1	26	23	88.5	41	25	61.0	11	9	81.8
	500198801	5112220	Maqhingendoda H	N	3	82	62	75.6	140	77	55.0	115	66	57.4
	500200762	5112327	Masibhekane H	N	2	48	29	60.4	57	44	77.2	39	33	84.6
	500200836	5112221	Masibumbane H	Y	4	217	176	81.1	217	145	66.8	233	218	93.6
	500326118	5112516	Masiphula Junior Secondary	N	2	52	49	94.2	88	70	79.5	97	63	64.9
	500321678	5112328	Mathangetshitshi H	N	2	76	58	76.3	83	58	69.9	101	57	56.4
	500201798	5112222	Mathole H	N	1	67	67	100.0	65	65	100.0	85	67	78.8
	500201946	5112131	Mathunjwa S	Y	1	78	77	98.7	154	154	100.0	140	140	100.0
	500202390	5112223	Matshitsholo H	N	2	122	38	31.1	150	147	98.0	70	32	45.7
	500309172	5112224	Mazonke H	N	1	76	31	40.8	103	51	49.5	88	48	54.5
	500204129	5112517	Mbhekwa H	N	3	113	84	74.3	135	88	65.2	101	70	69.3
	500205757	5112330	Mchitheki H	N	3	109	103	94.5	174	144	82.8	207	125	60.4
	500206571	5112225	Mdumela S	N	1	99	72	72.7	50	25	50.0	92	34	37.0
	500208088	5112132	Metzelfontein Combined	N	3	26	7	26.9	30	6	20.0	17	5	29.4
	500208162	5112331	Meyama H	N	2	29	19	65.5	26	20	76.9	24	16	66.7
	500208717	5112332	Mfinyeli H	N	2	127	96	75.6	107	101	94.4	166	124	74.7
	500210271	5112226	Mhlambansila H	N	1	45	40	88.9	66	60	90.9	40	30	75.0
	500212787	5112333	Mlokothwa H	Y	3	157	131	83.4	189	180	95.2	109	106	97.2
	500212861	5112518	Mlomokazulu Junior Secondary	N	3	67	37	55.2	65	50	76.9	89	53	59.6
	500214008	5112227	Mnyamana H	N	1	72	64	88.9	100	85	85.0	71	57	80.3
	500214489	5112133	Mondlo S	N	3	100	77	77.0	95	45	47.4	79	44	55.7
	500216709	5112334	Mpikanina H	N	1	78	25	32.1	66	64	97.0	69	10	14.5
	500216820	5112519	Mpindiso H	N	3	80	54	67.5	70	53	75.7	52	50	96.2
	500217005	5112157	Mpofini S	N	3	174	111	63.8	160	119	74.4	123	91	74.0
	500217597	5112228	Mpungamhlophe S	N	2	71	54	76.1	99	92	92.9	111	84	75.7
	500218004	5112229	Mqiniseni H	N	1	24	23	95.8	18	16	88.9	37	2	5.4
	500218337	5112335	Mshanelowesizwe H	N	1	78	67	85.9	72	61	84.7	99	55	55.6
	500337403	5112413	Mthingana Junior Secondary	N	2	43	19	44.2	25	8	32.0	15	5	33.3
	500219410	5112336	Mthombowesizwe H	N	1	33	27	81.8	31	29	93.5	24	12	50.0
	500219632	5112230	Mthunziwoxolo S	N	1	98	79	80.6	90	57	63.3	89	58	65.2
	500219891	5112520	Mtshekula H	N	2	41	40	97.6	44	25	56.8	53	25	47.2
	500221038	5112231	Muziwengqondo S	N	2	28	28	100.0	35	33	94.3	30	17	56.7
	500221075	5112134	Muziwephahla S	N	2	60	25	41.7	72	28	38.9	92	35	38.0
	500303474	5112414	Muziwesizwe H	N	3	99	71	71.7	159	112	70.4	184	114	62.0
	500221704	5112135	Mvuzini S	N	3	15	11	73.3	18	7	38.9	30	7	23.3
500223998	5112136	Ncwecwe S	N	2	13	13	100.0	13	1	7.7	15	3	20.0	
500225478	5112232	Ndlovana H	N	4	76	47	61.8	94	50	53.2	92	31	33.7	

District Name	Nat EMIS No	Centre No	Centre Name	Dinaledi	Quintile	2012			2013			2014		
						Wrote	Achieved	% Achieved	Wrote	Achieved	% Achieved	Wrote	Achieved	% Achieved
ZULULAND	500226255	5112233	Nende S	N	1	22	15	68.2	29	20	69.0	11	8	72.7
	500227254	5112137	Ngali S	N	2	62	54	87.1	167	101	60.5	131	87	66.4
	500227846	5112415	Ngebhuzana H	N	1	29	17	58.6	35	14	40.0	26	9	34.6
	500228549	5112138	Ngotshe S	N	1	85	56	65.9	76	53	69.7	81	51	63.0
	500228808	5112234	Ngqengelele H	N	1	53	51	96.2	57	46	80.7	78	55	70.5
	500229955	5112337	Nhlanhlayethu S	N	2	79	54	68.4	94	47	50.0	54	21	38.9
	500230584	5112235	Nhlungwane H	N	1	86	68	79.1	115	79	68.7	105	56	53.3
	500231805	5112339	Nkawu S	N	1	57	44	77.2	57	45	78.9	72	34	47.2
	500232841	5112340	Nkowane H	N	1	57	49	86.0	80	41	51.2	71	28	39.4
	500326858	5112341	Noju S	N	3	81	61	75.3	58	52	89.7	96	73	76.0
	500235209	5112236	Nomzimana H	N	1	43	42	97.7	61	47	77.0	64	21	32.8
	500235246	5112342	Nomzinto H	N	1	36	15	41.7	34	6	17.6	28	3	10.7
	500237133	5112343	Nqabayembube H	N	2	35	19	54.3	45	24	53.3	55	30	54.5
	500311244	5112344	Nqobizitha H	N	1	45	36	80.0	50	43	86.0	43	8	18.6
	500237799	5112237	Nsabekhuluma H	N	1	75	45	60.0	75	42	56.0	70	16	22.9
	500238021	5112238	Nsikayendlu H	N	4	165	152	92.1	192	170	88.5	121	119	98.3
	500325711	5112239	Ntababomvu Junior Secondary	N	2	26	7	26.9	29	24	82.8	17	3	17.6
	500238983	5112240	Ntabasuka S	N	1	59	49	83.1	55	49	89.1	60	56	93.3
	500303104	5112532	Ongane Combined	N	1	14	5	35.7	22	8	36.4	17	6	35.3
	500244311	5112521	Ophongola H	N	3	137	85	62.0	162	113	69.8	126	86	68.3
	500248640	5112241	Phikwase H	N	1	76	51	67.1	99	79	79.8	104	30	28.8
	500249750	5112345	Phumanyova H	N	3	243	236	97.1	218	218	100.0	179	179	100.0
	500250638	5112142	Pionier H	N	4	98	94	95.9	101	96	95.0	114	112	98.2
	500250934	5112522	Pongola Akademie	N	4	24	24	100.0	26	26	100.0	22	22	100.0
	500250897	5112523	Pongola Intermediate	N	2	35	27	77.1	37	23	62.2	34	23	67.6
	500108817	5112346	Prince Bhekinthinta H	N	1	34	15	44.1	55	23	41.8	43	28	65.1
	500251637	5112347	Prince Mnyayiza H	N	3	76	50	65.8	104	78	75.0	95	57	60.0
	500224479	5112348	Prince Ndabuko H	N	2	25	10	40.0	37	20	54.1	28	19	67.9
	500251674	5112349	Prince Silwane H	N	2	29	22	75.9	21	21	100.0	31	23	74.2
	500284160	5112351	Prince Tokotoko H	N	3	60	28	46.7	56	35	62.5	58	49	84.5
	500259925	5112524	Sebenzakanzima S	N	3	65	59	90.8	78	67	85.9	98	59	60.2
	500260110	5112143	Sekethwayo S	N	3	57	31	54.4	66	38	57.6	76	41	53.9
	500260332	5112242	Senzangakhona S	N	2	59	56	94.9	76	72	94.7	106	93	87.7
	500262071	5112243	Shibilika S	N	1	61	54	88.5	75	64	85.3	21	8	38.1
	500262256	5112145	Shongololo Combined	N	2	57	18	31.6	51	25	49.0	22	12	54.5
	500262626	5112244	Sibanisakhe H	N	1	45	36	80.0	78	76	97.4	69	60	87.0
	500263625	5112525	Sibumbene H	N	2	57	33	57.9	68	55	80.9	72	51	70.8
	500263699	5112353	Sibusiso H	N	2	47	31	66.0	69	44	63.8	43	27	62.8
	500264550	5112526	Sigqamise S	N	3	112	105	93.8	146	124	84.9	129	123	95.3
	500264735	5112147	Sihlengeni Combined S	N	1	44	25	56.8	45	28	62.2	28	11	39.3
500327448	5112148	Sikhiye S	N	2	24	18	75.0	38	20	52.6	15	9	60.0	
500304621	5112149	Sikhulile Combined	N	2	35	18	51.4	56	33	58.9	43	12	27.9	
500266659	5112354	Sinkonkonko H	N	1	53	35	66.0	75	41	54.7	65	16	24.6	

District Name	Nat EMIS No	Centre No	Centre Name	Dinaledi	Quintile	2012			2013			2014		
						Wrote	Achieved	% Achieved	Wrote	Achieved	% Achieved	Wrote	Achieved	% Achieved
ZULULAND	500267806	5112150	Siphosini H	N	2	36	32	88.9	58	48	82.8	44	43	97.7
	500267991	5112527	Siqalukubona H	N	2	40	12	30.0	23	17	73.9	22	16	72.7
	500304991	5112151	Siqophumlando S	N	2	21	2	9.5	12	6	50.0	16	8	50.0
	500268990	5112245	Sitholinhlanhla S	N	2	38	30	78.9	38	38	100.0	44	25	56.8
	500270026	5112246	Siyangempumelelo H	N	2	124	108	87.1	77	77	100.0	88	72	81.8
	500270063	5112355	Siyaphakama H	N	1	47	27	57.4	54	39	72.2	69	20	29.0
	500270618	5112417	Siyazizamela S	N	1	9	5	55.6	17	16	94.1	6	6	100.0
	500342879	5112356	Sizabonke S	N	1	19	6	31.6	11	10	90.9	29	18	62.1
	500272542	5112418	Sogaduzela S	N	1	10	7	70.0	16	9	56.3	5	3	60.0
	500273134	5112528	Somile H	N	2	49	31	63.3	47	27	57.4	86	18	20.9
	500274429	5112529	Sozama H	N	4	89	51	57.3	78	58	74.4	84	58	69.0
	500276945	5112248	St Victor S	N	2	82	47	57.3	85	71	83.5	94	75	79.8
	500282828	5112249	Tholukukhanya H	N	1	81	50	61.7	97	54	55.7	91	46	50.5
	500283605	5112357	Thulwana H	N	1	12	11	91.7	15	5	33.3	11	3	27.3
	500446331	5112253	Tshanibezwe S	N	1	42	24	57.1	52	47	90.4	40	28	70.0
	500287268	5112152	Umfolozu S	N	1	46	41	89.1	44	39	88.6	101	16	15.8
	500287860	5112250	Umhlooluthini H	N	1	41	28	68.3	43	43	100.0	60	52	86.7
	500287527	5112530	Umngama Intermediate	N	1	39	10	25.6	29	10	34.5	19	13	68.4
	500290265	5112153	Uqweqwe S	N	1	59	33	55.9	57	34	59.6	63	47	74.6
	500303215	5112420	Uzwano S	N	1	25	17	68.0	37	11	29.7	33	16	48.5
	500292707	5112154	Vryheid Comprehensive S	Y	4	134	113	84.3	141	134	95.0	169	145	85.8
	500292744	5112155	Vryheid H	N	5	158	146	92.4	172	151	87.8	146	125	85.6
	500293040	5112531	Vukanimazulu S	N	2	26	15	57.7	46	33	71.7	19	6	31.6
	500293262	5112251	Vukuza H	N	1	48	42	87.5	59	46	78.0	60	37	61.7
	500403411	5112533	Vusisizwe Independent	N								7	6	85.7
	500298627	5112156	Zamangothando S	N	2	17	14	82.4	24	18	75.0	24	17	70.8
	500299663	5112358	Zibhebhu H	N	1	42	18	42.9	40	24	60.0	38	15	39.5
	500302105	5112252	Zwelonke H	Y	1	117	92	78.6	133	129	97.0	123	115	93.5

## 7.5 LIMPOPO



District Name	Nat EMIS No	Centre No	Centre Name	Dinaledi	Quintile	2012			2013			2014		
						Wrote	Achieved	% Achieved	Wrote	Achieved	% Achieved	Wrote	Achieved	% Achieved
CAPRICORN	922250027	7221159	Alapha Secondary	N	1	20	0	0.0	27	9	33.3	12	3	25.0
	920213146	7211176	Alldays Combined Academy	N	1	20	15	75.0	17	12	70.6	34	21	61.8
	922250072	7222103	B.K. Matlala Commercial High	N	2	82	72	87.8	64	53	82.8	58	35	60.3
	922250041	7223101	Bahlaloga Secondary	N	2	48	37	77.1	28	18	64.3	26	21	80.8
	922210012	7212101	Bakone Nkwe Secondary	N	1	35	14	40.0	34	16	47.1	24	10	41.7
	922250065	7223102	Bakwena Senior Secondary	N	2	28	15	53.6	40	23	57.5	28	16	57.1
	923240037	7231104	Baphutheng Secondary	N	1	16	9	56.3	23	10	43.5	18	16	88.9
	920210029	7212102	Bataung High	N	1	53	38	71.7	69	49	71.0	51	37	72.5
	923245536	7235101	Bjatladi High	N	2	86	47	54.7	84	60	71.4	70	36	51.4
	922210043	7213103	Bodiela Secondary	N	1	24	18	75.0	23	18	78.3	21	20	95.2
	922220057	7252144	Boetse Secondary	N	1	166	123	74.1	175	112	64.0	111	88	79.3
	923260048	7242101	Boikhutsong Senior Secondary	N	2	27	22	81.5	28	20	71.4	25	20	80.0
	922220071	7255101	Bokamoso Senior Secondary	N	3	88	84	95.5	134	121	90.3	85	82	96.5
	922250096	7224104	Bosakgo Secondary	N	3	27	7	25.9	21	14	66.7	18	12	66.7
	923240051	7231105	Boshego High	N	1	40	38	95.0	48	34	70.8	46	34	73.9
	922251594	7224154	Botsholla Secondary	N	3	42	29	69.0	42	32	76.2	36	24	66.7
	922220095	7254102	Botsikana Secondary	N	2	60	11	18.3	77	23	29.9	46	9	19.6
	904220101	7255130	Capricorn High	N	3	225	193	85.8	203	194	95.6	199	184	92.5
	923240075	7231150	Chakga Junior Secondary	N	1	13	7	53.8	25	19	76.0	16	12	75.0
	922250126	7224105	Chechema Secondary	N	3	83	50	60.2	67	56	83.6	64	48	75.0
	922250133	7224106	Chika Senior Secondary	N	3	42	40	95.2	32	31	96.9	52	52	100.0
	921230023	7263101	Chita Kekana Senior Secondary	N	2	82	55	67.1	67	60	89.6	62	50	80.6
	992203201	7232159	Christ The King	N		20	16	80.0	20	17	85.0	20	14	70.0
	923260093	7245102	Chueue Kgolo Secondary	N	3	70	58	82.9	66	60	90.9	55	46	83.6
	992201201	7212174	Dendron Secondary	Y	1	168	167	99.4	211	210	99.5	146	146	100.0
	923260109	7241103	Derek Kobe Senior Secondary	Y	2	257	204	79.4	333	246	73.9	284	236	83.1
	923260123	7243151	Dikobe Molaba Secondary	N	3	50	17	34.0	34	21	61.8	19	10	52.6
	920210128	7214104	Dikoloi Secondary	N	2	45	22	48.9	58	36	62.1	59	30	50.8
	923260130	7245145	Dinao Secondary	N	3	50	48	96.0	83	74	89.2	66	55	83.3
	904210159	7215173	Dithebele Secondary	N	2	77	25	32.5	57	28	49.1	38	31	81.6
	923242217	7235157	Ditlalemeso Secondary	N	2	114	75	65.8	126	91	72.2	92	85	92.4
	923260154	7242104	Ditsepu Secondary	N	2	40	38	95.0	64	49	76.6	38	34	89.5
	923240136	7234102	Doasho High	N	2	109	75	68.8	194	88	45.4	113	76	67.3
	922220156	7256140	Dr. A.M.S. Makunyane Secondary	N	3	84	54	64.3	128	86	67.2	83	52	62.7
	922220163	7254103	Dr. M.J. Madiba Secondary	N	2	62	15	24.2	39	19	48.7	21	18	85.7
	919341114	7272101	Fedile High	N	3	54	45	83.3	71	50	70.4	57	45	78.9
	904223389	7255158	Florapark Comprehensive High	Y	3	115	103	89.6	106	98	92.5	97	88	90.7
	922220187	7253141	George Moragula Secondary	N	2	41	20	48.8	65	25	38.5	57	18	31.6
	920210173	7212152	George Tladi Technical High	N	1	90	83	92.2	86	67	77.9	72	61	84.7
	923240143	7232103	Gerson Ntjie Secondary	N	1	61	38	62.3	116	79	68.1	87	46	52.9
904223446	7255102	Happy Day Primary	N		33	13	39.4	29	14	48.3	27	23	85.2	
906250195	7222108	Harry Oppenheimer Secondary	Y	2	148	139	93.9	161	116	72.0	158	146	92.4	
920210197	7213106	Helene Franz Secondary	N		3	3	100.0	14	12	85.7	8	7	87.5	



District Name	Nat EMIS No	Centre No	Centre Name	Dinaledi	Quintile	2012			2013			2014		
						Wrote	Achieved	% Achieved	Wrote	Achieved	% Achieved	Wrote	Achieved	% Achieved
CAPRICORN	904220217	7255131	Hoer Landbouskool Kuschke	N	3	80	57	71.3	101	66	65.3	84	66	78.6
	904220224	7255132	Hoerskool Noorderland	N	3	151	138	91.4	165	159	96.4	179	163	91.1
	904220231	7255133	Hoerskool Pietersburg	N	3	257	257	100.0	264	262	99.2	258	256	99.2
	923240150	7235106	Hwiti High	N	2	198	80	40.4	173	81	46.8	103	67	65.0
	922250201	7222109	Ipopeng Secondary	N	2	39	31	79.5	47	41	87.2	62	60	96.8
	922220279	7251145	J.H. Moloto Secondary	N	1	67	58	86.6	63	56	88.9	60	49	81.7
	923260239	7243105	J.K. Tabane Secondary	N	3	79	46	58.2	85	38	44.7	87	46	52.9
	922220262	7253104	Jawejawe Ledwaba Secondary	N	2	46	31	67.4	51	39	76.5	55	34	61.8
	922220286	7254105	Joel Sibasa Senior Secondary	N	2	86	23	26.7	77	16	20.8	28	19	67.9
	922222657	7253142	Jonas Mantjui Secondary	N	2	27	22	81.5	22	16	72.7	16	12	75.0
	921230078	7263131	Jubana High	N	2	40	17	42.5	27	15	55.6	25	18	72.0
	922250218	7223110	Kabela Secondary	N	2	68	51	75.0	46	36	78.3	56	40	71.4
	992205506	7255159	Kabelo Combined	N	3	30	20	66.7	72	61	84.7	89	55	61.8
	922250225	7224111	Karabi Secondary	N	3	64	42	65.6	62	41	66.1	57	36	63.2
	922250232	7224112	Kedishi Secondary	N	3	19	18	94.7	21	9	42.9	30	18	60.0
	920212384	7216157	Ketudi High	N	2	31	6	19.4	21	7	33.3	16	12	75.0
	922220330	7256106	Kgabo Secondary	N	3	76	31	40.8	41	26	63.4	44	27	61.4
	923260246	7244106	Kgadimo Secondary	N	3	32	23	71.9	37	31	83.8	15	15	100.0
	923260260	7243142	Kgagatlou Secondary	Y	3	253	202	79.8	292	233	79.8	282	234	83.0
	921230092	7262127	Kgakala Secondary	N	2	48	37	77.1	48	36	75.0	37	26	70.3
	922220934	7251118	Kgakoa (Mogakoa) Secondary	N	1	181	168	92.8	230	198	86.1	211	177	83.9
	923260277	7244107	Kgalema Senior Secondary	N	3	75	46	61.3	75	49	65.3	66	31	47.0
	920210258	7211107	Kgalushi Secondary	N	1	51	31	60.8	54	27	50.0	33	21	63.6
	919340678	7272102	Kgarahara High	N	3	46	14	30.4	53	24	45.3	40	29	72.5
	922210272	7213108	Kgerepi Secondary	N	1	31	24	77.4	19	10	52.6	11	9	81.8
	922250249	7222113	Kgoke Secondary	N	2	77	40	51.9	67	51	76.1	57	49	86.0
	922210302	7213161	Kgokonyane Secondary	N	1	16	10	62.5	13	12	92.3	8	7	87.5
	920210319	7211109	Kgokwana Secondary	N	1	27	24	88.9	20	14	70.0	28	17	60.7
	922220354	7254146	Kgolokgotlha Ledwaba Secondary	N	2	64	10	15.6	55	22	40.0	42	20	47.6
	920210326	7212110	Kgolouthwana Secondary	N	1	84	72	85.7	65	56	86.2	49	43	87.8
	920210333	7214162	Kgopudi Secondary	N	2	96	48	50.0	100	63	63.0	127	54	42.5
	923260307	7245108	Kgwadiamoleke Secondary	N	3	43	22	51.2	55	26	47.3	58	32	55.2
	923260345	7243109	Kgwaratlou High	N	3	45	39	86.7	40	39	97.5	60	58	96.7
	922220378	7256107	Khaiso High	N	3	125	89	71.2	106	92	86.8	100	88	88.0
	922250287	7224114	Khwinana Secondary	N	3	67	29	43.3	58	41	70.7	39	25	64.1
	923240211	7232149	Klaas Mothapo Secondary	N	1	10	8	80.0	13	7	53.8	32	22	68.8
	920210388	7211153	Kola Leboho Secondary	N	1	28	14	50.0	37	19	51.4	29	7	24.1
	923260321	7241148	Kopano Secondary	N	2	131	69	52.7	120	73	60.8	102	62	60.8
	922250324	7225149	Kwena-A-Peu Secondary	N	3	39	21	53.8	18	13	72.2	26	19	73.1
	923260376	7241111	Lebowakgomo Senior Secondary	N	2	100	54	54.0	100	47	47.0	54	21	38.9
920210418	7212111	Lehaiwa Senior Secondary	N	1	64	40	62.5	57	32	56.1	40	27	67.5	
923260308	7245112	Lehlaga Secondary	N	3	42	28	66.7	69	53	76.8	71	47	66.2	
923240266	7231107	Lekota Senior Secondary	N	1	66	59	89.4	81	40	49.4	38	24	63.2	

District Name	Nat EMIS No	Centre No	Centre Name	Dinaledi	Quintile	2012			2013			2014		
						Wrote	Achieved	% Achieved	Wrote	Achieved	% Achieved	Wrote	Achieved	% Achieved
CAPRICORN	920210425	7216170	Lenare Secondary	N	2	18	6	33.3	27	9	33.3	16	12	75.0
	923242422	7231127	Leruleng Secondary	N	1	31	24	77.4	32	17	53.1	37	33	89.2
	923260432	7242113	Leshikishiki High	N	2	34	24	70.6	25	18	72.0	18	15	83.3
	919340685	7272103	Letheba Secondary	N	3	85	44	51.8	83	60	72.3	90	56	62.2
	922250386	7221115	Letshega-Malokwane Secondary	N	1	22	7	31.8	20	10	50.0	20	3	15.0
	922250393	7222116	Letswalela Bahlaloga Secondary	N	2	27	8	29.6	29	13	44.8	15	3	20.0
	992205604	7255160	Luthuli Park School	N	3				36	24	66.7	43	18	41.9
	922220804	7256112	M.E. Makgato Secondary	N	3	79	55	69.6	109	79	72.5	83	61	73.5
	923241061	7231130	M.P. Mamabolo Secondary	N	1	20	12	60.0	40	20	50.0	34	23	67.6
	920210456	7211112	Mabea Senior Secondary	N	1	30	27	90.0	35	33	94.3	65	49	75.4
	920210494	7211113	Mabotha Secondary	N	1	29	22	75.9	45	29	64.4	29	22	75.9
	904241092	7234147	Machaka Robert Mamabolo Secondary	N	2	16	14	87.5	28	28	100.0	24	21	87.5
	921230146	7263103	Mack Semeka Senior Secondary	N	2	90	65	72.2	87	61	70.1	71	56	78.9
	921230849	7262104	Madibo Secondary	N	2	60	35	58.3	79	58	73.4	41	33	80.5
	922210524	7213114	Madikweng Senior Secondary	N	1	31	29	93.5	40	39	97.5	30	29	96.7
	923240310	7232150	Madipoane Secondary	N	1	68	57	83.8	71	62	87.3	59	49	83.1
	923260475	7241114	Maditsi High	N	2	26	11	42.3	32	15	46.9	33	18	54.5
	923240327	7231108	Mafofologo High	N	1	160	108	67.5	195	99	50.8	175	88	50.3
	921230177	7262105	Mafsiakgomo Secondary	N	2	77	32	41.6	30	26	86.7	24	23	95.8
	923242484	7233109	Magaedisha High	N	2	51	45	88.2	41	41	100.0	44	43	97.7
	923240358	7231110	Magogo Secondary	N	1	27	15	55.6	22	21	95.5	24	17	70.8
	920210531	7211115	Mahadikana Secondary	N	1	19	15	78.9	28	17	60.7	15	13	86.7
	922250478	7223158	Mahlabela Secondary	N	2	63	48	76.2	62	43	69.4	46	41	89.1
	920210548	7214116	Mahlase Senior Secondary	N	2	90	47	52.2	100	51	51.0	82	53	64.6
	923260529	7242146	Mahlogedi Secondary	N	2	17	13	76.5	27	24	88.9	17	16	94.1
	922250492	7222117	Mahoai High	N	2	78	69	88.5	79	72	91.1	78	69	88.5
	923260536	7242115	Mahwibitswane Secondary	N	2	85	70	82.4	120	90	75.0	68	62	91.2
	923260550	7241116	Maimane Secondary	N	2	37	15	40.5	37	10	27.0	24	14	58.3
	923245492	7233111	Maisha High	N	2	28	13	46.4	34	21	61.8	17	14	82.4
	923260567	7244101	Makadimane Secondary	N	3	16	14	87.5	8	7	87.5	12	6	50.0
	992201502	7215174	Makama Secondary	N	2	35	10	28.6	38	11	28.9	27	4	14.8
	922210579	7216117	Makangwane Secondary	N	2	17	6	35.3	27	7	25.9	44	6	13.6
	992203300	7231149	Makgalapane Combined	N	2	9	3	33.3	10	5	50.0	8	2	25.0
	919340661	7272104	Makgato High	N	3	45	16	35.6	53	22	41.5	55	20	36.4
	992202501	7224155	Makgetha Secondary	N	3	46	24	52.2	56	27	48.2	56	36	64.3
	923240433	7232151	Makgobaketse Secondary	N	1	26	15	57.7	34	15	44.1	45	19	42.2
	922220552	7256109	Makgofe High	N	3	112	75	67.0	113	88	77.9	116	92	79.3
	923240457	7235112	Makgoka High	Y	2	385	245	63.6	331	293	88.5	371	285	76.8
	923240464	7235113	Makgongoana High	N	2	99	40	40.4	86	38	44.2	52	35	67.3
	921230207	7261107	Makgwading Secondary	N	2	52	23	44.2	34	29	85.3	26	21	80.8
922251778	7225118	Makobateng Secondary	N	3	59	5	8.5	38	12	31.6	18	6	33.3	
922250522	7222119	Makoko Secondary	N	2	23	7	30.4	17	12	70.6	9	6	66.7	
904242347	7234152	Makome Secondary	N	2	16	8	50.0	22	15	68.2	24	15	62.5	

District Name	Nat EMIS No	Centre No	Centre Name	Dinaledi	Quintile	2012			2013			2014		
						Wrote	Achieved	% Achieved	Wrote	Achieved	% Achieved	Wrote	Achieved	% Achieved
CAPRICORN	923240501	7232114	Malatswa High	N	1	48	36	75.0	60	43	71.7	54	36	66.7
	920210630	7214118	Maleboho Senior Secondary	N	2	75	40	53.3	98	51	52.0	47	37	78.7
	920210661	7215119	Malusi Secondary	N	2	133	53	39.8	112	54	48.2	71	45	63.4
	923240549	7235115	Mamabudusha High	N	2	119	77	64.7	99	66	66.7	79	43	54.4
	919340326	7272105	Mamafa Secondary	N	3	18	11	61.1	19	18	94.7	15	6	40.0
	923260611	7245143	Mamagogo High	N	3	59	43	72.9	52	39	75.0	29	26	89.7
	920210708	7216120	Mammoka Secondary	N	2	85	46	54.1	116	58	50.0	85	59	69.4
	923240563	7233116	Mamodikeleng Secondary	N	2	42	27	64.3	60	37	61.7	30	25	83.3
	920210715	7211121	Mamoduwane Secondary	N	1	18	16	88.9	28	15	53.6	24	10	41.7
	923240570	7233117	Mamokgari Secondary	N	2	28	17	60.7	26	13	50.0	24	15	62.5
	919340371	7271104	Mamokutupi Secondary	N	3	36	16	44.4	24	12	50.0	13	10	76.9
	922220613	7251143	Mamolemane Secondary	N	1	88	71	80.7	130	82	63.1	129	78	60.5
	922250539	7225153	Mamone Secondary	N	3	42	6	14.3	33	16	48.5	22	7	31.8
	904240600	7231111	Mamphoku Secondary	N	1	27	19	70.4	14	12	85.7	31	30	96.8
	921230238	7261134	Mamopotjane Secondary	N	2	44	35	79.5	39	38	97.4	41	34	82.9
	920210784	7215122	Mankgakgatla Senior Secondary	N	2	51	28	54.9	60	51	85.0	25	22	88.0
	921230252	7262108	Mankhole Secondary	N	2	35	30	85.7	37	33	89.2	34	34	100.0
	923240648	7234119	Mankoeng High	N	2	34	28	82.4	60	38	63.3	49	33	67.3
	920210791	7214123	Manoe Secondary	N	2	88	69	78.4	76	62	81.6	76	57	75.0
	923240655	7233120	Manoshi Senior Secondary	N	2	46	29	63.0	36	22	61.1	37	32	86.5
	922250553	7222120	Maowaneng Secondary	N	2	38	18	47.4	46	26	56.5	40	31	77.5
	922250560	7225121	Mapale Senior Secondary	N	3	11	7	63.6	12	7	58.3	18	14	77.8
	923240686	7232121	Mapeloana Secondary	N	1	50	32	64.0	54	36	66.7	67	38	56.7
	904210821	7215156	Maphutha Secondary	N	2	43	22	51.2	46	29	63.0	56	13	23.2
	921230283	7263109	Maroba Secondary	N	2	70	23	32.9	57	23	40.4	27	26	96.3
	923240747	7235122	Marobathotha High	N	2	189	129	68.3	185	141	76.2	188	147	78.2
	920210845	7215160	Marumofase Community High	N	2	155	50	32.3	180	62	34.4	119	72	60.5
	904240754	7234155	Masealama Secondary	N	2	18	11	61.1	21	18	85.7	15	13	86.7
	919340388	7271105	Masedi Secondary	N	3	38	23	60.5	57	25	43.9	64	37	57.8
	922220675	7255110	Masedibu Secondary	Y	3	143	97	67.8	108	77	71.3	85	74	87.1
	922220699	7252111	Maserole Secondary	N	1	104	102	98.1	155	137	88.4	109	96	88.1
	919340395	7271106	Mashaha Secondary	N	3	27	24	88.9	24	18	75.0	20	14	70.0
	922250577	7223125	Mashiane High	N	2	46	10	21.7	51	31	60.8	26	20	76.9
	923260703	7244117	Mashianyane High	N	3	62	34	54.8	92	49	53.3	72	28	38.9
	923240785	7232123	Masobe Secondary	N	1	40	26	65.0	22	19	86.4	35	24	68.6
	920210890	7211163	Masoka Secondary	N	1	23	14	60.9	25	16	64.0	20	9	45.0
	922220736	7251149	Mathabatha Secondary	N	1	62	46	74.2	92	70	76.1	60	39	65.0
	922220743	7254147	Mathetha Ledwaba Secondary	N	2	38	26	68.4	38	15	39.5	21	9	42.9
	920210913	7211124	Mathipa Makgato Secondary	N	1	58	42	72.4	78	42	53.8	57	44	77.2
	923260741	7241118	Mathomomayo Senior Secondary	N	2	42	14	33.3	22	18	81.8	42	27	64.3
923240792	7234154	Mathukana Secondary	N	2	25	16	64.0	35	27	77.1	28	14	50.0	
923260758	7243119	Matime Secondary	N	3	39	19	48.7	35	22	62.9	36	16	44.4	
921230306	7263110	Matladi Project High	N	2	136	98	72.1	157	109	69.4	103	89	86.4	
923260765	7244120	Matsimela High	N	3	31	17	54.8	54	34	63.0	91	38	41.8	

District Name	Nat EMIS No	Centre No	Centre Name	Dinaledi	Quintile	2012			2013			2014		
						Wrote	Achieved	% Achieved	Wrote	Achieved	% Achieved	Wrote	Achieved	% Achieved
CAPRICORN	920210951	7211125	Matsuokwane Secondary	N	1	30	23	76.7	33	23	69.7	23	14	60.9
	920210968	7215126	Matswake Secondary	N	2	61	44	72.1	67	48	71.6	93	66	71.0
	922250607	7225152	Matuma Secondary	N	3	15	13	86.7	11	2	18.2	11	7	63.6
	922220811	7254150	Milente Secondary	N	2	29	19	65.5	41	13	31.7	36	10	27.8
	904223424	7255156	Millennium College	N	3	115	72	62.6	140	116	82.9	88	70	79.5
	992206301	7263133	Mmabolepu Secondary	N	2	38	36	94.7	53	37	69.8	49	37	75.5
	921230160	7262133	Mmadithakadu Secondary	N	2	8	6	75.0	10	10	100.0	16	14	87.5
	922220842	7252113	Mmakgabo Senior Secondary	N	1	68	58	85.3	57	44	77.2	71	43	60.6
	920211015	7213127	Mmalotlo Senior Secondary	N	1	28	16	57.1	41	20	48.8	36	18	50.0
	922220859	7251137	Mmamafa Senior Secondary	N	1	31	17	54.8	27	18	66.7	23	15	65.2
	922220866	7253114	Mmamarama Secondary	N	2	36	30	83.3	37	33	89.2	31	29	93.5
	922251785	7225122	Mmamehlabe Senior Secondary	N	3	40	22	55.0	44	29	65.9	25	19	76.0
	922250645	7221151	Mmamolope Senior Secondary	N	1	62	36	58.1	54	34	63.0	62	56	90.3
	922220873	7253115	Mmanare Secondary	N	2	91	58	63.7	89	56	62.9	54	37	68.5
	922251792	7225123	Mmankogaedupe Secondary	N	3	32	17	53.1	29	24	82.8	18	18	100.0
	920210814	7211175	Mmantshako Secondary	N	1	30	23	76.7	48	29	60.4	22	12	54.5
	923240822	7233124	Mmapadi Sen Secondary	N	2	35	26	74.3	43	30	69.8	31	25	80.6
	922220880	7253116	Mmaphuti Secondary	N	2	65	41	63.1	78	51	65.4	26	22	84.6
	920211046	7211128	Mmatsela High	N	1	35	16	45.7	42	32	76.2	30	30	100.0
	904220910	7254117	Mmatshipi Senior Secondary	N	2	93	43	46.2	77	39	50.6	46	37	80.4
	922250676	7224126	Mochedi High	N	3	49	47	95.9	70	60	85.7	56	49	87.5
	922211077	7212129	Modumela Secondary	N	1	46	33	71.7	56	38	67.9	45	18	40.0
	922250690	7224127	Modumo Secondary	N	3	25	15	60.0	17	10	58.8	11	4	36.4
	923260789	7245146	Mogalatjane Mphahlele Secondary	N	3	16	4	25.0	19	7	36.8	10	7	70.0
	923260796	7244121	Mogaputji High	N	3	19	6	31.6	23	11	47.8	19	13	68.4
	925220941	7255119	Mohlakaneng High	N	3	83	66	79.5	112	87	77.7	94	74	78.7
	922222503	7256159	Mohlapetse Secondary	N	3	50	42	84.0	77	72	93.5	72	62	86.1
	921230375	7263111	Mohlopheng Secondary	N	2	17	14	82.4	16	15	93.8	33	25	75.8
	922250713	7221150	Mokateng Secondary	N	1	11	10	90.9	20	12	60.0	7	4	57.1
	921230382	7262112	Mokgohlwe Makopo Secondary	N	2	21	12	57.1	17	12	70.6	11	10	90.9
	922211114	7213130	Mokgorokgoro Secondary	N	1	4	4	100.0	7	6	85.7	8	5	62.5
	923260833	7243122	Mokgorotlwane Secondary	N	3	11	11	100.0	24	15	62.5	39	17	43.6
	919340418	7271108	Mokomene High	N	3	59	36	61.0	26	22	84.6	37	33	89.2
	923240907	7233125	Mokwatedi Secondary	N	2	49	32	65.3	35	19	54.3	50	39	78.0
	922222473	7256151	Molautsi Secondary	N	3	72	43	59.7	61	36	59.0	55	42	76.4
	923240945	7231126	Moloi High	N	1	41	20	48.8	56	44	78.6	43	32	74.4
	920212377	7216131	Moloko Senior Secondary	N	2	31	7	22.6	31	19	61.3	19	16	84.2
	922222466	7256152	Monyong Secondary	N	3	74	45	60.8	73	55	75.3	52	48	92.3
	921230429	7261113	Moremotse Senior Secondary	N	2	27	6	22.2	29	10	34.5	18	10	55.6
	921230436	7262114	Moropa Secondary	N	2	29	20	69.0	20	18	90.0	43	39	90.7
992205514	7255161	Moruleng Secondary	N	3				42	16	38.1	42	19	45.2	
923240983	7231148	Murutwa Secondary	N	1	59	35	59.3	32	20	62.5	21	19	90.5	
923260918	7241123	Mosepedi Secondary	N	2	59	37	62.7	48	40	83.3	50	43	86.0	

District Name	Nat EMIS No	Centre No	Centre Name	Dinaledi	Quintile	2012			2013			2014		
						Wrote	Achieved	% Achieved	Wrote	Achieved	% Achieved	Wrote	Achieved	% Achieved
CAPRICORN	922250584	7223156	Moshidi Secondary	N	2	26	15	57.7	38	34	89.5	34	34	100.0
	920211190	7211154	Moshokoa Secondary	N	1	53	36	67.9	38	34	89.5	39	36	92.3
	922221015	7251120	Moshubaba Secondary	N	1	106	82	77.4	155	59	38.1	157	67	42.7
	922250751	7221128	Mosonya Secondary	N	1	20	6	30.0	36	12	33.3	15	7	46.7
	923241023	7232128	Mothimako Secondary	N	1	85	64	75.3	46	38	82.6	81	55	67.9
	923241047	7234129	Motlakaro Secondary	N	2	22	10	45.5	15	11	73.3	22	10	45.5
	919340333	7272106	Motlalaohle Secondary	Y	3	126	71	56.3	140	109	77.9	129	72	55.8
	922252017	7225159	Motlishi Secondary	N	3	38	27	71.1	29	27	93.1	38	32	84.2
	904221067	7253121	Motse Maria Secondary	Y	2	132	97	73.5	94	80	85.1	83	77	92.8
	923241054	7235138	Mountainview Senior Secondary	N	2	255	184	72.2	290	225	77.6	342	189	55.3
	920211206	7213164	Mpatapata Secondary	N	1	33	23	69.7	21	18	85.7	27	22	81.5
	923260949	7241124	Mphachue Secondary	N	2	66	35	53.0	71	46	64.8	31	28	90.3
	922221098	7253122	Mphatlalatsane Secondary	N	2	43	34	79.1	36	28	77.8	24	22	91.7
	920211220	7216132	Mphela Secondary	N	2	42	25	59.5	41	27	65.9	37	28	75.7
	920211237	7211133	Mphengwa Secondary	N	1	50	23	46.0	71	41	57.7	26	25	96.2
	923241078	7235156	Mphetsebe Secondary	N	2	205	85	41.5	114	81	71.1	166	114	68.7
	921230924	7261115	Mpotla Senior Secondary	N	2	12	3	25.0	18	3	16.7	5	5	100.0
	920211268	7216134	My Darling Senior Secondary	N	2	70	36	51.4	62	25	40.3	69	19	27.5
	922223261	7255903	Myngenoegen English Private	N		25	17	68.0	24	23	95.8	20	15	75.0
	920211275	7211135	Nakedi Secondary	N	1	26	10	38.5	17	13	76.5	19	15	78.9
	922221142	7251123	Nare Senior Secondary	N	1	90	70	77.8	115	91	79.1	91	70	76.9
	922251754	7225130	Ncheleleng Senior Secondary	N	3	50	15	30.0	49	27	55.1	41	17	41.5
	922250805	7222131	Ngakana Secondary	N	2	25	18	72.0	22	15	68.2	26	21	80.8
	923260970	7242144	Ngoatotlou Secondary	N	2	12	12	100.0	16	16	100.0	24	22	91.7
	920212476	7211169	Ngwakwana Secondary	N	1	14	12	85.7	16	8	50.0	25	19	76.0
	923260987	7244152	Ngwamorei Secondary	N	3	20	5	25.0	18	9	50.0	21	8	38.1
	923260994	7243125	Ngwana Mohube Secondary	Y	3	113	65	57.5	94	61	64.9	90	47	52.2
	921230504	7263116	Ngwanabahlalerwa Secondary	N	2	15	14	93.3	33	30	90.9	21	16	76.2
	923241108	7232131	Ngwanalaka Secondary	N	1	35	18	51.4	49	27	55.1	35	20	57.1
	922251815	7225132	Ngwanallela High	N	3	44	28	63.6	31	21	67.7	27	22	81.5
	923241115	7233102	Ngwanaseala Secondary	N	2	33	27	81.8	29	28	96.6	22	21	95.5
	922221180	7253153	Ngwanasehlakwana Secondary	N	2	32	25	78.1	33	32	97.0	27	23	85.2
	921230511	7263132	Nkgalabele Secondary	N	2	12	5	41.7	15	5	33.3	8	1	12.5
	922251761	7225134	Nkgopoleng Bakone Secondary	N	3	68	59	86.8	48	41	85.4	62	52	83.9
	923241122	7234132	Nkoshilo High	N	2	78	64	82.1	86	77	89.5	77	68	88.3
	922250836	7221135	Nokanantshwana Secondary	N	1	19	2	10.5	14	8	57.1	6	2	33.3
	922250843	7221136	Noko Secondary	N	1	29	9	31.0	13	2	15.4	8	4	50.0
	923261010	7244126	Nokotlou Secondary	N	3	40	21	52.5	55	38	69.1	50	30	60.0
	904221304	7255902	Northern Academy Secondary	N		341	339	99.4	454	447	98.5	396	361	91.2
	922223503	7255104	Northern Muslim	N		20	20	100.0	21	21	100.0	25	25	100.0
905341183	7271110	Nthabiseng Secondary	N	3	16	12	75.0	26	21	80.8	37	18	48.6	
922250867	7223137	Nthema Senior Secondary	N	2	47	32	68.1	30	4	13.3	34	15	44.1	
920211329	7211155	Ntsose Secondary	N	1	20	12	60.0	16	8	50.0	24	16	66.7	
922221227	7256124	O.R. Mabotja Secondary	N	3	49	26	53.1	44	23	52.3	40	18	45.0	

District Name	Nat EMIS No	Centre No	Centre Name	Dinaledi	Quintile	2012			2013			2014		
						Wrote	Achieved	% Achieved	Wrote	Achieved	% Achieved	Wrote	Achieved	% Achieved
CAPRICORN	904221241	7253138	Pax High	Y	2	67	67	100.0	67	67	100.0	60	59	98.3
	922222497	7256157	Peter Nchabeleng Secondary	N	3	31	18	58.1	62	40	64.5	41	25	61.0
	920211350	7213136	Phagamang Senior Secondary	N	1	36	36	100.0	52	50	96.2	57	52	91.2
	920211367	7212137	Phala Secondary	N	1	84	60	71.4	94	66	70.2	83	57	68.7
	921230535	7261117	Phalakgoro Mothoa Secondary	N	2	87	41	47.1	65	52	80.0	56	38	67.9
	922222510	7252155	Phalatlou Secondary	N	1	30	29	96.7	35	30	85.7	38	36	94.7
	923261041	7245127	Phasoane High	N	3	58	19	32.8	51	28	54.9	15	6	40.0
	923261058	7245128	Phauwe Senior Secondary	N	3	50	13	26.0	43	18	41.9	39	7	17.9
	923242262	7231133	Phiri Kolobe High	N	1	14	2	14.3	11	4	36.4	19	9	47.4
	922250911	7223147	Phokela Secondary	N	2	26	14	53.8	24	11	45.8	21	14	66.7
	923241153	7232134	Phomolong Senior Secondary	N	1	40	25	62.5	30	16	53.3	23	14	60.9
	923261065	7244151	Phophedi High	N	3	15	9	60.0	18	13	72.2	12	11	91.7
	923261072	7244150	Phosane Secondary	N	3	11	10	90.9	16	12	75.0	14	12	85.7
	920211374	7216138	Phumatla Secondary	N	2	40	12	30.0	47	8	17.0	32	10	31.3
	923241160	7233135	Phunyako High	N	2	39	37	94.9	25	23	92.0	29	25	86.2
	922250928	7222138	Phuti Seopa Secondary	N	2	26	8	30.8	38	28	73.7	26	16	61.5
	923261096	7245129	Phutlo Secondary	N	3	55	14	25.5	48	16	33.3	42	21	50.0
	921230566	7262128	Piet N. Aphane High	N	2	28	10	35.7	31	30	96.8	11	11	100.0
	920211428	7214165	Radikgobethe Secondary	N	2	58	50	86.2	75	56	74.7	62	49	79.0
	923261119	7242130	Radikgomo Secondary	N	2	22	18	81.8	24	13	54.2	15	13	86.7
	992202402	7224156	Radipitsi Secondary School	N	2				39	3	7.7	54	5	9.3
	920211435	7214139	Radira Secondary	N	2	79	32	40.5	62	29	46.8	22	17	77.3
	904211442	7215158	Ralekwalana Secondary	N	2	44	42	95.5	53	46	86.8	65	46	70.8
	921230580	7263118	Ramabele Secondary	N	2	29	14	48.3	20	16	80.0	12	10	83.3
	923241214	7235136	Ramabu High	N	1	56	38	67.9	72	43	59.7	66	37	56.1
	923241221	7232158	Ramakanyane Secondary	N	1	45	28	62.2	32	25	78.1	35	11	31.4
	923261126	7243131	Ramalawane Secondary	N	1							6	5	83.3
	920211473	7215140	Ramatema Secondary	N	2	43	25	58.1	50	24	48.0	31	23	74.2
	923241245	7232137	Ramathope Senior Secondary	N	1	126	97	77.0	163	116	71.2	172	114	66.3
	920211497	7216141	Ramohlakana Secondary	N	2	46	13	28.3	29	13	44.8	27	20	74.1
	920211503	7214166	Ramokgethi Secondary	N	2	11	9	81.8	11	11	100.0	4	4	100.0
	923241238	7235153	Ramoshobohle High	N	2	100	43	43.0	62	47	75.8	33	26	78.8
	920211510	7213142	Ramotshabi Secondary	N	1	80	35	43.8	56	41	73.2	49	27	55.1
	919340340	7272107	Rampo High	N	3	74	20	27.0	92	37	40.2	73	37	50.7
	923241269	7231139	Ranti Secondary	N	1	39	28	71.8	20	14	70.0	45	19	42.2
	920211534	7216167	Rapetswa Secondary	N	2	24	17	70.8	19	12	63.2	11	11	100.0
	920211541	7215143	Raphattha Secondary	N	2	45	7	15.6	38	22	57.9	27	27	100.0
	920213168	7214171	Rasekgala Secondary	N	2	31	13	41.9	39	15	38.5	23	14	60.9
	922251020	7223139	Raselete Secondary	N	2	46	26	56.5	55	28	50.9	68	17	25.0
	919341152	7272108	Rasema Secondary	N	3	61	32	52.5	52	34	65.4	54	34	63.0
921230634	7263119	Rehologile Secondary	N	2	81	51	63.0	64	56	87.5	70	42	60.0	
923261812	7245132	Rekhutjitje Secondary	N	3	35	23	65.7	54	34	63.0	46	27	58.7	
992204101	7241112	Rus Plass Christian Model	N			54	52	96.3	53	47	88.7	58	53	91.4

District Name	Nat EMIS No	Centre No	Centre Name	Dinaledi	Quintile	2012			2013			2014		
						Wrote	Achieved	% Achieved	Wrote	Achieved	% Achieved	Wrote	Achieved	% Achieved
CAPRICORN	923261270	7241136	S.J. Van Der Merwe Technical High	N	2	163	145	89.0	203	156	76.8	135	121	89.6
	920211626	7213144	Schoongezicht High	N	1	79	16	20.3	56	19	33.9	34	10	29.4
	919340357	7272109	Seale Secondary	N	3	43	31	72.1	38	34	89.5	33	18	54.5
	921230658	7261120	Sebitja Senior Secondary	N	2	131	96	73.3	96	80	83.3	104	90	86.5
	904230665	7263134	Sebotsi Combined	N	3	10	8	80.0	12	9	75.0	14	12	85.7
	921230672	7262121	Sechichi High	N	2	49	29	59.2	54	39	72.2	47	37	78.7
	923261188	7243152	Sedimothole Secondary	N	3	51	37	72.5	94	68	72.3	87	58	66.7
	922221432	7254139	Seemole Maraba Secondary	N	2	22	3	13.6	23	0	0.0	19	4	21.1
	919340432	7271111	Sefoloko Secondary	Y	3	269	225	83.6	236	180	76.3	205	157	76.6
	921230689	7262129	Segaeng Secondary	N	2	34	31	91.2	30	26	86.7	22	16	72.7
	923261881	7243133	Segopotje Secondary	N	3	97	74	76.3	83	74	89.2	96	82	85.4
	923261201	7242134	Sehlola High	N	2	30	25	83.3	24	21	87.5	31	27	87.1
	920211664	7216145	Seikgoni Secondary	N	2	37	15	40.5	28	5	17.9	22	2	9.1
	920211671	7214146	Seiphi Secondary	N	2	29	19	65.5	30	22	73.3	19	13	68.4
	922221470	7254154	Seipone Secondary	N	2	27	13	48.1	33	22	66.7	15	9	60.0
	923261218	7245135	Sekate Senior Secondary	N	3	43	32	74.4	50	43	86.0	44	40	90.9
	922251075	7223140	Sekati Secondary	N	2	27	11	40.7	24	8	33.3	32	12	37.5
	920211688	7214168	Sekeleka Senior Secondary	N	2	25	21	84.0	37	32	86.5	29	24	82.8
	922221487	7253125	Sekgopetjana Secondary	N	2	49	34	69.4	46	29	63.0	48	32	66.7
	923241344	7235140	Sekitla Secondary	N	2	27	10	37.0	34	9	26.5	12	5	41.7
	922211718	7212175	Sekuruwe Combined	N	1	75	48	64.0	51	27	52.9	51	25	49.0
	922251099	7225141	Selamodi Senior Secondary	N	3	37	29	78.4	40	37	92.5	40	36	90.0
	922251105	7222142	Seloutjo Secondary	N	2	15	10	66.7	16	12	75.0	13	9	69.2
	922251112	7222148	Semaneng Secondary	N	2	18	15	83.3	18	17	94.4	27	21	77.8
	922251136	7221143	Seo Secondary	N	1	21	15	71.4	18	15	83.3	12	12	100.0
	922251143	7223144	Seokeng Secondary	N	2	39	26	66.7	45	31	68.9	36	22	61.1
	904241368	7234141	Seolwana Secondary	N	2	30	27	90.0	28	16	57.1	30	25	83.3
	923261232	7242153	Sephakabatho Secondary	N	2	14	8	57.1	11	8	72.7	10	10	100.0
	921230726	7262122	Seraditola Secondary	N	2	13	10	76.9	13	12	92.3	13	11	84.6
	922211794	7212147	Seripa Secondary	N	1	52	36	69.2	37	31	83.8	40	30	75.0
	921230733	7261125	Serutle Secondary	N	2	37	29	78.4	24	22	91.7	21	17	81.0
	922221500	7252126	Seshigo High	N	1	185	144	77.8	179	134	74.9	208	139	66.8
	921230740	7262123	Sethwethwa Sen Secondary	N	2	61	53	86.9	34	34	100.0	45	45	100.0
	922223479	7253801	Setotlwane Secondary	N		18	5	27.8	20	12	60.0	38	15	39.5
	921230757	7263130	Setuka Secondary	N	3	42	19	45.2	28	18	64.3	32	11	34.4
	922211848	7212148	Shakoleng Secondary	N	1	39	21	53.8	49	21	42.9	37	20	54.1
	923261409	7242901	St Francis Catholic Academy	N								25	23	92.0
	923241412	7233143	St. Bede Senior Secondary	Y	2	116	106	91.4	127	123	96.9	105	97	92.4
	919341169	7272110	St. Brendan`S Catholic Secondary	Y	3	116	108	93.1	136	129	94.9	110	109	99.1
	919340616	7272111	Tabudi Secondary	N	3	44	26	59.1	51	22	43.1	28	12	42.9
923261294	7243137	Tauphuti Secondary	N	3	45	24	53.3	45	36	80.0	41	29	70.7	

District Name	Nat EMIS No	Centre No	Centre Name	Dinaledi	Quintile	2012			2013			2014		
						Wrote	Achieved	% Achieved	Wrote	Achieved	% Achieved	Wrote	Achieved	% Achieved
CAPRICORN	904251846	7255135	Taxila Combined	Y	3	117	105	89.7	114	110	96.5	172	168	97.7
	920211862	7215159	Tema Secondary	N	2	82	42	51.2	75	49	65.3	67	42	62.7
	923261300	7245138	Thagaetala Secondary	N	3	40	29	72.5	28	23	82.1	23	15	65.2
	923261324	7242147	Thogoa Secondary	N	2	27	24	88.9	61	44	72.1	29	26	89.7
	920332271	7211156	Thokampe Secondary	N	1	61	45	73.8	106	54	50.9	56	45	80.4
	919340609	7272112	Tidima High	N	3	88	41	46.6	82	65	79.3	60	40	66.7
	922221586	7254127	Tlakale Mashashane Secondary	N	2	172	109	63.4	181	114	63.0	166	122	73.5
	922251174	7222146	Tlou Secondary	N	2	41	21	51.2	35	15	42.9	43	21	48.8
	920211909	7216151	Tlou-Matome Secondary	N	2	30	8	26.7	26	8	30.8	19	10	52.6
	923261386	7241139	Tlourwe High	N	2	43	16	37.2	49	26	53.1	29	10	34.5
	904220255	7255134	Tom Naude Technical High	N	3	148	127	85.8	158	143	90.5	162	137	84.6
	923241504	7233145	Tsela Chueu Secondary	N	2	25	13	52.0	39	23	59.0	23	19	82.6
	923241511	7233144	Tshebela High	Y	2	63	47	74.6	32	28	87.5	41	33	80.5
	923261393	7242140	Tshehlo Secondary	N	2	19	14	73.7	29	23	79.3	15	9	60.0
	920211916	7214170	Tshenyane Junior Secondary	N	2	31	19	61.3	21	12	57.1	27	16	59.3
	922251808	7225145	Tshukutswe High	N	4	22	11	50.0	27	20	74.1	20	13	65.0
	921230818	7262124	Tubake Senior Secondary	N	2	140	107	76.4	140	119	85.0	111	92	82.9
	920211930	7216149	Tumakgole Senior	N	2	60	15	25.0	46	12	26.1	41	16	39.0
	920211947	7212150	V.P. Manthata Senior Secondary	N	1	112	84	75.0	104	86	82.7	115	74	64.3
	904222428	7255136	Westenburg Secondary	N	3	95	65	68.4	106	83	78.3	77	43	55.8
923241542	7233146	Zoetfontein Secondary	N	2	57	40	70.2	67	51	76.1	88	55	62.5	
GREATER SEKHUKHUNE	924650580	7631141	A.M. Mashego Secondary	N	2	94	78	83.0	108	86	79.6	95	73	76.8
	924650160	7634101	Abraham Serote Secondary	N	1	33	25	75.8	48	34	70.8	49	36	73.5
	925660037	7661101	Baphadima Secondary	N	1	17	13	76.5	25	13	52.0	22	13	59.1
	925620022	7623166	Baroka Secondary	N	1	6	1	16.7	17	2	11.8	7	5	71.4
	925620039	7624101	Batau Secondary	N	1	45	27	60.0	70	36	51.4	33	26	78.8
	924650177	7634102	Boleu High	N	2	42	36	85.7	61	45	73.8	61	46	75.4
	924640064	7651101	Bopedibapedi Secondary	Y	2	78	63	80.8	117	86	73.5	104	76	73.1
	996602403	7624903	Calvin Combined	N		67	61	91.0	90	84	93.3	92	87	94.6
	996606601	7672101	Dibathuto Secondary	N	2	81	68	84.0	120	91	75.8	73	67	91.8
	925630357	7643101	Dihlabakela Secondary	N	1	44	43	97.7	59	55	93.2	59	53	89.8
	925620060	7621167	Dikotope Secondary	N	1	10	5	50.0	30	19	63.3	22	12	54.5
	924651941	7635104	Dimo Secondary	N	1	15	2	13.3	18	3	16.7	16	8	50.0
	925610179	7613101	Dinakanyane Secondary	N	1	41	37	90.2	50	43	86.0	22	22	100.0
	925620077	7623103	Dinkwanyane Secondary	N	1	26	15	57.7	30	11	36.7	30	8	26.7
	924640118	7657102	Diphale Secondary	N	1	49	25	51.0	40	23	57.5	51	20	39.2
	996606602	7672102	Dithamaga Secondary	N	2	66	43	65.2	46	35	76.1	50	35	70.0
	925610018	7611102	Dithothwaneng Secondary	N	1	37	25	67.6	55	42	76.4	62	39	62.9
	996606511	7671901	Dynamique Private High	N		39	34	87.2	64	58	90.6	42	38	90.5
	996606523	7671906	Elshadai Combined School	N								27	23	85.2
	996606546	7671116	Ester Maleka Comprehensive High Scho	N	5							21	19	90.5
996606510	7671902	Excelsior College	N		48	21	43.8	75	64	85.3	20	17	85.0	
925610186	7613103	Fetakgomo Senior Secondary	N	1	101	83	82.2	78	65	83.3	97	72	74.2	



District Name	Nat EMIS No	Centre No	Centre Name	Dinaledi	Quintile	2012			2013			2014		
						Wrote	Achieved	% Achieved	Wrote	Achieved	% Achieved	Wrote	Achieved	% Achieved
GREATER SEKHUKHUNE	925610094	7612132	Frank Mashile Secondary	N	1	72	53	73.6	100	44	44.0	77	31	40.3
	925630029	7641102	Gangadza Senior Secondary	N	1	26	14	53.8	34	21	61.8	25	15	60.0
	924643377	7653103	Glen Cowie Secondary	Y	3	62	61	98.4	62	59	95.2	66	60	90.9
	925661467	7663105	Gobetse Secondary	N	1	38	37	97.4	59	51	86.4	55	45	81.8
	996606540	7671904	Good Sheperd Model	N		80	69	86.3	81	64	79.0	67	58	86.6
	924650597	7633136	Goodhope Secondary	N	2	10	8	80.0	28	15	53.6	16	3	18.8
	99660504	7671115	Grobbersdal Academy	N	5							50	40	80.0
	925610100	7612104	Hans Komane Secondary	N	1	38	18	47.4	38	29	76.3	34	25	73.5
	924651965	7633107	Hlabi Secondary	N	2	58	50	86.2	57	51	89.5	58	51	87.9
	924651286	7633108	Hlanganani Secondary	N	1	45	12	26.7	29	22	75.9	22	19	86.4
	996606537	7671106	Hoerskool Ben Viljoen	N	5	143	142	99.3	119	118	99.2	128	126	98.4
	924651910	7635109	Hututu Senior Secondary	N	1	65	37	56.9	69	52	75.4	90	50	55.6
	924650603	7631137	Izikhali Zemfundo Senior Secondary	N	1	22	14	63.6	37	26	70.3	54	13	24.1
	996606201	7662101	Jane Furse Comprehensive	N	3	64	63	98.4	74	71	95.9	91	89	97.8
	925620152	7622105	Kanama Secondary	N	2	9	3	33.3	10	5	50.0	6	4	66.7
	996606821	7674101	Kgagatlou Secondary	N	1	27	27	100.0	42	37	88.1	15	13	86.7
	924640354	7654104	Kgahlanamorulana Senior Secondary	N	1	58	27	46.6	61	32	52.5	39	27	69.2
	996606300	7663168	Kgahlanong Secondary	N	1	213	67	31.5	111	57	51.4	89	68	76.4
	925660150	7664108	Kgalatlou Secondary	N	1	62	27	43.5	53	30	56.6	71	22	31.0
	925620176	7623107	Kgaola Senior Secondary	N	1	8	6	75.0	11	8	72.7	13	10	76.9
	924651491	7633148	Kgaphola Matlala Secondary	N	1	26	14	53.8	33	17	51.5	16	11	68.8
	925631022	7642103	Kgokodibeng Secondary	N	1	39	36	92.3	47	41	87.2	39	37	94.9
	925631367	7645104	Kgolane Secondary-1	N	1	32	17	53.1	25	14	56.0	44	12	27.3
	925660204	7661109	Kgolane Secondary-2	N	1	64	41	64.1	115	79	68.7	108	66	61.1
	925660211	7662110	Kgoloko Senior Secondary	N	1	78	45	57.7	56	42	75.0	104	74	71.2
	924640446	7651106	Kgoshimoroangoato Secondary	Y	1	47	29	61.7	49	43	87.8	62	52	83.9
	996606715	7673101	Kgothala Secondary	N	2	50	20	40.0	103	48	46.6	82	34	41.5
	924640453	7651107	Kgotswane Secondary	N	1	13	8	61.5	23	11	47.8	29	8	27.6
	924650184	7634105	Kopa Secondary	N	1	75	47	62.7	82	44	53.7	98	65	66.3
	924650887	7635107	Kotole Secondary	N	2	25	19	76.0	49	25	51.0	79	46	58.2
	991102501	7635146	Kubela Secondary	N	1	19	11	57.9	24	16	66.7	19	10	52.6
	925620213	7624110	Kweledi Secondary	N	2	20	11	55.0	36	32	88.9	42	38	90.5
	925660235	7664163	Lamdzandvo Secondary	N	1	30	5	16.7	17	8	47.1	13	10	76.9
	925620220	7622111	Leagathoko Secondary	N	2	23	17	73.9	38	8	21.1	39	22	56.4
	925630043	7641105	Lefakgomo Secondary	N	1	75	50	66.7	118	47	39.8	142	53	37.3
	924640538	7653108	Legaletlwa Senior Secondary	N	1	59	39	66.1	58	42	72.4	42	22	52.4
	925660259	7664162	Legare Senior Secondary	N	1	47	26	55.3	69	40	58.0	42	28	66.7
	925620268	7624113	Lehlaba Secondary	N	1	58	35	60.3	39	26	66.7	42	33	78.6
	925620275	7621114	Lehlabile Secondary	N	1	41	26	63.4	65	36	55.4	73	49	67.1
	925660266	7662111	Lehutjwana Senior Secondary	N	2	81	32	39.5	68	26	38.2	60	35	58.3
924640569	7655109	Lehwelere Secondary	N	2	56	38	67.9	102	69	67.6	60	48	80.0	
921230122	7635102	Lehwelere Matlala Secondary	N	1	22	19	86.4	33	25	75.8	24	19	79.2	

District Name	Nat EMIS No	Centre No	Centre Name	Dinaledi	Quintile	2012			2013			2014		
						Wrote	Achieved	% Achieved	Wrote	Achieved	% Achieved	Wrote	Achieved	% Achieved
GREATER SEKHUKHUNE	924651231	7633142	Lekala Secondary	N	1	34	14	41.2	10	6	60.0	12	11	91.7
	925610025	7611106	Lekentle Secondary	N	1	68	54	79.4	79	40	50.6	69	43	62.3
	924640583	7652110	Lekhine Secondary	N	1	53	32	60.4	30	20	66.7	21	9	42.9
	924640590	7651111	Lekoko Secondary	N	1	60	35	58.3	57	43	75.4	46	26	56.5
	925661450	7662157	Lengama Senior Secondary	N	2	46	9	19.6	65	20	30.8	26	13	50.0
	924640620	7654113	Leokeng Secondary	N	1	27	14	51.9	34	21	61.8	16	11	68.8
	925620305	7624115	Leolo High	Y	3	76	52	68.4	112	61	54.5	96	45	46.9
	906120591	7635116	Lepelle Secondary	N	1	70	46	65.7	123	86	69.9	61	36	59.0
	925630067	7641106	Lephenye Secondary	N	1	28	22	78.6	30	23	76.7	28	21	75.0
	925660303	7664113	Lerato Secondary	N	1	16	1	6.3	9	5	55.6	4	3	75.0
	996606531	7671107	Leriana Senior Secondary	N	2	49	13	26.5	70	15	21.4	40	7	17.5
	925630050	7641107	Lesailane Secondary	N	1	73	41	56.2	46	29	63.0	32	14	43.8
	925620329	7624118	Letau Senior Secondary	N	1	29	22	75.9	30	28	93.3	35	19	54.3
	924640699	7651163	Letebele Marishane Secondary	N	1	27	20	74.1	34	28	82.4	48	36	75.0
	924640712	7657114	Lewalemolomo Secondary	N	1	20	6	30.0	16	15	93.8	14	13	92.9
	996606544	7671905	Living Water Private School	N								23	23	100.0
	925660327	7661164	Lobamba Junior Secondary	N	1	25	8	32.0	24	15	62.5	15	9	60.0
	924650627	7631139	Loboli Secondary	N	1	71	27	38.0	73	21	28.8	46	10	21.7
	996606812	7674102	Mabake Secondary	N	2	24	22	91.7	49	43	87.8	36	33	91.7
	924640750	7653176	Mabodibeng Secondary	N	1	28	20	71.4	24	20	83.3	25	18	72.0
	925630081	7641108	Maboragane Secondary	N	1	18	10	55.6	22	17	77.3	13	8	61.5
	924640781	7656167	Madikalepudi Secondary	N	1	18	9	50.0	23	19	82.6	37	24	64.9
	925620374	7622120	Madikoloshe Malepe Secondary	N	2	7	2	28.6	5	5	100.0	5	4	80.0
	925610254	7614107	Madithame Senior Secondary	N	1	90	45	50.0	42	28	66.7	42	25	59.5
	925610117	7612126	Mafoufale Secondary	N	1	15	12	80.0	17	5	29.4	17	13	76.5
	924640828	7655171	Magale Secondary	N	2	38	19	50.0	35	25	71.4	39	27	69.2
	925620411	7622121	Magatagabotse Secondary	N	2	19	10	52.6	21	11	52.4	17	11	64.7
	996604500	7645148	Magobanye Secondary	N	1	24	9	37.5	30	19	63.3	27	16	59.3
	924650672	7632110	Magukubjane Senior Secondary	N	1	29	11	37.9	28	15	53.6	37	23	62.2
	924640836	7654115	Mahlaba Secondary	N	1	33	4	12.1	24	7	29.2	10	1	10.0
	996606808	7674103	Mahlakodishe Secondary	N	1	20	15	75.0	38	32	84.2	34	25	73.5
	924651001	7636111	Mahlare Senior Secondary	N	1	70	35	50.0	47	36	76.6	31	21	67.7
	924650191	7635112	Mahlontebe Secondary	N	1	27	25	92.6	59	29	49.2	33	22	66.7
	924640897	7657170	Mahwetse Secondary	N	1	63	54	85.7	40	40	100.0	93	84	90.3
	924651958	7633113	Majane Matlala Secondary	N	1	19	10	52.6	31	14	45.2	24	15	62.5
	921230191	7635106	Majatladi Secondary	N	1	33	26	78.8	54	37	68.5	48	38	79.2
	925661443	7664115	Makatane Secondary	N	1	41	23	56.1	45	10	22.2	36	21	58.3
	925610032	7611128	Makelepeng Secondary	N	1	26	24	92.3	20	13	65.0	27	22	81.5
	925631084	7642109	Makgamathu High	N	1	18	17	94.4	37	30	81.1	43	25	58.1
	925660457	7663116	Makgwale Secondary	N	1	51	28	54.9	38	21	55.3	38	23	60.5
924643131	7655177	Makhato Secondary	N	2	41	24	58.5	29	16	55.2	32	25	78.1	
925620480	7622168	Makhwese Secondary	N	2	20	19	95.0	35	32	91.4	54	31	57.4	
925620473	7622167	Makidi Secondary	N	1	10	5	50.0	4	4	100.0	9	0	0.0	

District Name	Nat EMIS No	Centre No	Centre Name	Dinaledi	Quintile	2012			2013			2014		
						Wrote	Achieved	% Achieved	Wrote	Achieved	% Achieved	Wrote	Achieved	% Achieved
GREATER SEKHUKHUNE	925631091	7642110	Makopi Senior Secondary	N	1	37	28	75.7	48	42	87.5	65	46	70.8
	924610124	7612108	Makopole I Senior Secondary	N	1	9	4	44.4	19	10	52.6	16	6	37.5
	925661436	7663118	Makopole li Secondary	N	1	48	18	37.5	77	18	23.4	73	32	43.8
	925630760	7644111	Makuane Senior Secondary	N	1	39	30	76.9	44	20	45.5	58	17	29.3
	924640996	7655116	Makwe Senior Secondary	N	2	47	26	55.3	47	19	40.4	13	11	84.6
	924641005	7655117	Makwetle Secondary	N	2	24	15	62.5	19	14	73.7	12	11	91.7
	924641036	7656181	Malabe Secondary	N	1	12	6	50.0	16	9	56.3	17	14	82.4
	924641067	7651118	Malekutu Senior Secondary	N	1	56	30	53.6	56	23	41.1	55	24	43.6
	925630135	7641112	Malengine Secondary	N	2	21	16	76.2	21	13	61.9	15	15	100.0
	924641081	7652119	Mamaale Secondary	N	1	16	11	68.8	19	6	31.6	21	9	42.9
	924651507	7631114	Mamadi Secondary	N	1	46	27	58.7	54	13	24.1	25	6	24.0
	925631114	7642113	Mamogege Secondary	N	1	31	28	90.3	38	28	73.7	32	21	65.6
	925620541	7622171	Mamolobela Secondary	N	2	17	14	82.4	20	19	95.0	23	21	91.3
	925630784	7644114	Manawe Senior Secondary	N	1	19	15	78.9	31	13	41.9	44	18	40.9
	924650207	7633115	Mang-Le-Mang Secondary	N	1	54	43	79.6	62	48	77.4	89	54	60.7
	924641142	7652121	Mangolwane Senior Secondary	N	1	32	19	59.4	40	10	25.0	31	13	41.9
	925620572	7621128	Manoke Senior Secondary	N	1	94	20	21.3	53	40	75.5	48	39	81.3
	924641203	7651122	Mantlatle Secondary	N	1	57	36	63.2	50	34	68.0	66	39	59.1
	924641210	7653164	Mantlhanyane Secondary	N	1	14	4	28.6	8	0	0.0	8	6	75.0
	924651019	7636116	Manyaku Secondary	N	1	51	26	51.0	47	30	63.8	47	22	46.8
	925620602	7623129	Maokeng Senior Secondary	N	1	58	30	51.7	19	15	78.9	24	18	75.0
	925630791	7644144	Mape Secondary	N	1	18	13	72.2	28	13	46.4	35	10	28.6
	924641258	7652123	Maphadime Senior Secondary	N	1	21	7	33.3	20	9	45.0	24	2	8.3
	924641111	7652120	Mapuru Tseke Secondary	N	1	10	8	80.0	14	4	28.6	22	7	31.8
	925630449	7643115	Maputle Senior Secondary	N	1	46	38	82.6	44	39	88.6	58	53	91.4
	925620626	7623131	Maremisha High	N	1	28	13	46.4	38	25	65.8	33	28	84.8
	924651255	7633117	Mareseleng High	N	1	18	16	88.9	40	21	52.5	24	12	50.0
	924641319	7654124	Maretele Secondary	N	1	25	5	20.0	29	13	44.8	20	5	25.0
	925630463	7643116	Marole Secondary	N	1	4	4	100.0	23	20	87.0	17	11	64.7
	924641364	7657125	Masemola Senior Secondary	N	1	51	29	56.9	47	29	61.7	56	24	42.9
	924641371	7655126	Maserumule Secondary	N	1	65	31	47.7	59	36	61.0	72	28	38.9
	925620657	7621133	Mashakwaneng Secondary	N	1	13	3	23.1	9	7	77.8	27	6	22.2
	925660716	7663166	Mashego Junior Secondary	N	1	12	6	50.0	22	12	54.5	23	13	56.5
	925660730	7663119	Mashupje Senior Secondary	N	1	49	31	63.3	61	18	29.5	20	15	75.0
	996606520	7671108	Matailane Secondary	N	2	52	17	32.7	59	10	16.9	37	15	40.5
	925620664	7621134	Mathafeng Secondary	N	1	40	31	77.5	28	20	71.4	33	27	81.8
	924641432	7657161	Mathume Secondary	N	1	18	13	72.2	21	21	100.0	29	18	62.1
	925630494	7643142	Matladi A Phaahla Secondary	N	1	13	10	76.9	8	8	100.0	12	8	66.7
	924641463	7657127	Matlebjoane Secondary	N	1	32	21	65.6	37	27	73.0	52	28	53.8
	924641494	7656128	Matsebe Secondary	N	1	23	11	47.8	15	2	13.3	21	2	9.5
925660761	7662120	Matsebong Secondary	N	2	77	49	63.6	42	31	73.8	99	39	39.4	
925620671	7623135	Matshaille Senior Secondary	N	1	19	15	78.9	22	12	54.5	19	11	57.9	
924320468	7652129	Matshela Secondary	N	1	19	16	84.2	17	7	41.2	29	19	65.5	
924641517	7653130	Matshumane Secondary	Y	2	84	61	72.6	112	96	85.7	147	101	68.7	

District Name	Nat EMIS No	Centre No	Centre Name	Dinaledi	Quintile	2012			2013			2014		
						Wrote	Achieved	% Achieved	Wrote	Achieved	% Achieved	Wrote	Achieved	% Achieved
GREATER SEKHUKHUNE	924641555	7657166	Mmakopi Secondary	N	1	13	7	53.8	23	10	43.5	11	3	27.3
	924641593	7654131	Mmamokokgolushi Secondary	N	1	42	18	42.9	45	19	42.2	33	14	42.4
	925630838	7644117	Mmanyaba Senior Secondary	N	1	11	9	81.8	15	11	73.3	22	19	86.4
	924641609	7651181	Mmaphadime Secondary	N	1	12	8	66.7	18	11	61.1	10	4	40.0
	924643193	7653183	Mmauwane Secondary	N	1	19	15	78.9	30	23	76.7	11	7	63.6
	925620701	7624137	Mmiditsi Senior Secondary	N	1	76	54	71.1	142	90	63.4	71	57	80.3
	925630845	7644118	Mmutlane Secondary	N	1	50	33	66.0	62	37	59.7	75	43	57.3
	925631497	7645145	Modiedie Secondary	N	1	22	2	9.1	24	8	33.3	14	6	42.9
	924610131	7612127	Modipa Secondary	N	1	41	27	65.9	36	24	66.7	43	30	69.8
	924643124	7656132	Modipadi Secondary	N	1	25	19	76.0	25	21	84.0	19	15	78.9
	925610049	7611109	Moepadira Secondary	N	1	49	25	51.0	40	27	67.5	47	30	63.8
	924650924	7635118	Mogadime Secondary	N	1	20	10	50.0	39	22	56.4	27	11	40.7
	996602110	7621168	Mogale Wa Bagale	N	4	43	19	44.2	19	13	68.4	33	19	57.6
	925620718	7623167	Mogohlwane Secondary	N	1	5	3	60.0	5	4	80.0	5	5	100.0
	925630852	7644119	Mogolahlogo Secondary	N	1	22	10	45.5	21	16	76.2	18	16	88.9
	925621308	7624171	Mogolo Secondary	N	1	23	14	60.9	77	16	20.8	87	27	31.0
	924643100	7657180	Mogoshadi Secondary	N	1	6	3	50.0	6	5	83.3	5	1	20.0
	924650276	7634144	Mogudi Secondary	N	2	44	23	52.3	43	29	67.4	21	11	52.4
	996606618	7672103	Mohlabeti Secondary	N	1	45	35	77.8	66	32	48.5	39	19	48.7
	925620725	7623168	Mohlakeng Secondary	N	1	10	6	60.0	7	1	14.3	12	8	66.7
	925630524	7643120	Mohlala-Morudi Secondary	N	1	20	16	80.0	24	22	91.7	30	26	86.7
	925610193	7613110	Mohlaetse Secondary	N	1	59	36	61.0	54	44	81.5	44	26	59.1
	996606702	7673102	Mohlamme Secondary	N	2	110	62	56.4	116	78	67.2	142	69	48.6
	996606309	7663169	Mohlarekoma Secondary	N	1	44	25	56.8	41	22	53.7	33	26	78.8
	925621421	7624141	Mohlarutse Secondary	N	1	134	25	18.7	65	29	44.6	74	33	44.6
	925620749	7623142	Mohlatsengwane Secondary	N	1	16	15	93.8	28	12	42.9	18	17	94.4
	924641746	7654133	Mohlodi Secondary	N	1	22	8	36.4	15	10	66.7	11	4	36.4
	925610261	7614129	Mohlotlwane Secondary	N	1	33	2	6.1	21	7	33.3	7	2	28.6
	925610056	7611111	Mohwaduba Senior Secondary	N	1	15	7	46.7	15	11	73.3	16	7	43.8
	925630883	7644143	Moila Secondary	N	1	32	24	75.0	14	11	78.6	16	13	81.3
	924641791	7652160	Mokgapi Secondary	N	1	16	8	50.0	15	4	26.7	24	10	41.7
	924641784	7655134	Mokgeretli Secondary	N	1	37	3	8.1	12	7	58.3	29	14	48.3
	924650979	7635145	Mokgoma Matlala Secondary	N	2	19	6	31.6	38	10	26.3	27	2	7.4
	924641821	7651135	Mokgubi Secondary	N	1	19	8	42.1	26	21	80.8	17	9	52.9
	925610209	7613112	Mokhine Secondary	N	1	75	54	72.0	80	47	58.8	67	37	55.2
	925610148	7612113	Mokhulwane Secondary	N	1	78	20	25.6	83	19	22.9	36	18	50.0
	924651927	7636119	Mokoeneamabula Secondary	N	1	49	34	69.4	41	38	92.7	37	32	86.5
	925631176	7642141	Mokwadibe Secondary	N	1	63	28	44.4	49	25	51.0	47	24	51.1
	924641846	7656169	Molebeledi Secondary	N	1	24	9	37.5	41	25	61.0	22	13	59.1
	924661429	7662158	Molepane Secondary	N	1	25	21	84.0	28	27	96.4	43	37	86.0
925660853	7661126	Moleshatlou Secondary	N	1	99	50	50.5	127	46	36.2	94	32	34.0	
925611042	7614134	Moloke Combined	N	1	63	62	98.4	72	72	100.0	68	67	98.5	
924641906	7657137	Molomotoatau Secondary	N	1	57	28	49.1	43	20	46.5	36	12	33.3	
924641913	7652138	Molwetsi Senior	N	1	72	32	44.4	47	29	61.7	70	24	34.3	

District Name	Nat EMIS No	Centre No	Centre Name	Dinaledi	Quintile	2012			2013			2014		
						Wrote	Achieved	% Achieved	Wrote	Achieved	% Achieved	Wrote	Achieved	% Achieved
GREATER SEKHUKHUNE	924650214	7634143	Monamodi Matsepe Secondary	N	2	30	26	86.7	30	26	86.7	47	36	76.6
	925611028	7614123	Monare Secondary	N	1	15	1	6.7	10	3	30.0	6	2	33.3
	924641937	7657168	Monyaku Secondary	N	1	25	21	84.0	32	26	81.3	30	20	66.7
	924641968	7655139	Moreko Senior Secondary	N	2	78	76	97.4	100	100	100.0	108	107	99.1
	924641975	7655183	Moreri-Choenyane Secondary	N	2	11	9	81.8	24	24	100.0	4	4	100.0
	925610155	7612124	Moretlwe Secondary	N	1	14	4	28.6	16	6	37.5	14	7	50.0
	924641999	7655182	Moriti Secondary	N	1	38	13	34.2	57	24	42.1	25	20	80.0
	925610285	7614114	Morokalebole Secondary	N	1	44	25	56.8	45	20	44.4	14	7	50.0
	961400201	7614201	Morokalebole Repeat Part-Time	N					4	1	25.0	10	4	40.0
	925631527	7645121	Morwaswi Secondary	N	2	24	12	50.0	31	19	61.3	28	11	39.3
	925630555	7643139	Mosedi Secondary	N	1	12	8	66.7	33	25	75.8	42	22	52.4
	925630203	7641122	Mosego Secondary	N	1	16	9	56.3	29	15	51.7	15	10	66.7
	925631534	7645147	Moseki Secondary	N	1	22	12	54.5	34	14	41.2	22	14	63.6
	924650221	7634120	Moshate Senior Secondary	N	1	48	39	81.3	51	33	64.7	69	36	52.2
	924642053	7655140	Moteane Secondary	N	2	17	9	52.9	33	16	48.5	26	13	50.0
	924651859	7634138	Motjedi Secondary	N	1	16	8	50.0	27	15	55.6	24	6	25.0
	925630913	7644123	Motloulela Senior Secondary	N	1	33	19	57.6	21	8	38.1	28	16	57.1
	924652248	7635135	Motodi Secondary	N	2	14	6	42.9	19	9	47.4	29	6	20.7
	924642114	7655141	Motswaledi Secondary	N	1	13	9	69.2	16	11	68.8	9	9	100.0
	924642121	7657178	Motubatse Secondary	N	1	42	32	76.2	51	38	74.5	41	22	53.7
	925620879	7621146	Moukangoe High	N	1	42	23	54.8	60	49	81.7	57	38	66.7
	996603304	7634146	Mphage Secondary	N	2	47	36	76.6	69	48	69.6	91	27	29.7
	924650290	7635121	Mphahlele Secondary	N	1	24	6	25.0	43	30	69.8	40	26	65.0
	924642145	7652142	Mphegolle Secondary	N	1	22	20	90.9	21	14	66.7	29	26	89.7
	925610063	7611115	Mphele Secondary	N	1	29	20	69.0	39	23	59.0	29	16	55.2
	924642152	7653185	Mphele A Mphele Secondary	N	1	27	20	74.1	40	35	87.5	21	17	81.0
	924650696	7631122	Mphezulu Secondary	N	2	42	33	78.6	43	31	72.1	51	36	70.6
	925660945	7661129	Mpilo Senior Secondary	N	1	52	37	71.2	55	33	60.0	65	42	64.6
	924643407	7651180	Mpole Secondary	N	1	13	10	76.9	20	16	80.0	25	11	44.0
	925610292	7614131	Naka Mmakgomo Secondary	N	1	22	2	9.1	13	2	15.4	10	3	30.0
	925630562	7643124	Nakgwadi Secondary	N	1	132	97	73.5	135	98	72.6	89	75	84.3
	996606705	7673103	Nala Secondary	N	2	50	31	62.0	93	74	79.6	111	79	71.2
	924650238	7634123	Naledi-Ya-Meso Secondary	N	1	16	3	18.8	26	7	26.9	19	4	21.1
	924642213	7654143	Namudi Secondary	N	1	13	4	30.8	18	6	33.3	17	7	41.2
	924651484	7635124	Nape A Ngwato High	N	2	42	23	54.8	41	32	78.0	32	19	59.4
	924651293	7633125	Ndendeka High	N	1	28	16	57.1	29	21	72.4	30	16	53.3
	924642237	7652144	Ngale Secondary	N	1	68	32	47.1	37	23	62.2	38	18	47.4
	924642244	7652175	Ngoatoanape Secondary	N	1	28	18	64.3	26	17	65.4	36	20	55.6
	924651279	7633127	Ngulu High	N	1	59	26	44.1	47	30	63.8	34	29	85.3
	925660952	7663130	Ngwaabe Comprehensive Secondary	N	1	43	38	88.4	74	57	77.0	53	39	73.6
924651866	7635126	Ngwanakwena Secondary	N	1	89	81	91.0	96	75	78.1	131	76	58.0	
925610162	7612116	Ngwanamala Secondary	Y	1	122	58	47.5	85	52	61.2	69	39	56.5	

District Name	Nat EMIS No	Centre No	Centre Name	Dinaledi	Quintile	2012			2013			2014		
						Wrote	Achieved	% Achieved	Wrote	Achieved	% Achieved	Wrote	Achieved	% Achieved
GREATER SEKHUKHUNE	924642281	7636146	Ngwanamashile Senior Secondary	N	1	27	15	55.6	44	37	84.1	27	23	85.2
	924661528	7662159	Ngwanamatlang Secondary	N	1	73	57	78.1	154	128	83.1	74	66	89.2
	925660976	7663132	Ngwanangwato Secondary	N	1	50	26	52.0	61	26	42.6	31	18	58.1
	924642305	7651146	Ngwanatshwane Secondary	N	1	82	69	84.1	94	78	83.0	50	45	90.0
	996606711	7673104	Ngwato-A-Mphela Public	N	2	38	29	76.3	48	29	60.4	38	18	47.4
	925631206	7642143	Nkgomeleng Senior Secondary	N	1	34	8	23.5	15	12	80.0	20	15	75.0
	924642329	7656147	Nkgonyeletse Secondary	N	1	44	29	65.9	59	49	83.1	51	45	88.2
	925621315	7622169	Nkota Secondary	N	1	52	24	46.2	38	26	68.4	50	39	78.0
	925661023	7663133	Nkotwane Secondary	N	1	48	33	68.8	47	37	78.7	60	44	73.3
	925620893	7623149	Ntabane Secondary	N	1	18	11	61.1	39	33	84.6	28	19	67.9
	925620916	7622170	Ntibaneng Secondary	N	1	8	5	62.5	30	15	50.0	13	13	100.0
	924642374	7654144	Ntshebele Secondary	N	1	78	36	46.2	82	51	62.2	76	34	44.7
	996606832	7674111	Ntshiba Secondary School	N	5							8	5	62.5
	925631565	7645126	Ntwampe Secondary	N	1	40	26	65.0	75	35	46.7	42	30	71.4
	925631572	7645136	Nyaku Senior Secondary	N	2	22	12	54.5	17	11	64.7	30	10	33.3
	996606701	7673105	Or Tambo Comprehensive	N	2	47	36	76.6	59	49	83.1	74	56	75.7
	925620930	7622151	Paepae Senior Secondary	N	1	36	14	38.9	32	20	62.5	30	13	43.3
	925610216	7613117	Peu Secondary	N	1	14	7	50.0	18	4	22.2	20	13	65.0
	996606801	7674104	Pezunga Secondary	N	1	7	7	100.0	23	22	95.7	22	15	68.2
	925620954	7624173	Phaahla Secondary	N	1	51	35	68.6	35	28	80.0	44	31	70.5
	925631589	7645146	Phafane Secondary	N	1	57	46	80.7	81	70	86.4	92	70	76.1
	924642428	7655149	Phatametsane Secondary	N	2	114	79	69.3	126	77	61.1	100	52	52.0
	924642466	7653150	Phiriagae Secondary	N	1	22	13	59.1	25	23	92.0	22	13	59.1
	924651262	7633128	Phokanoka High	N	1	42	28	66.7	87	62	71.3	65	34	52.3
	924642480	7657151	Phoroane Secondary	N	1	14	13	92.9	16	14	87.5	20	12	60.0
	925610223	7613118	Phutakwe Secondary	N	1	51	34	66.7	47	34	72.3	40	23	57.5
	924643315	7656165	Phuti-Kwena Secondary	N	1	28	27	96.4	37	35	94.6	38	35	92.1
	925661696	7661161	Phutimogolodi Secondary	N	1	12	3	25.0	12	1	8.3	11	2	18.2
	925630593	7643127	Phutinare Secondary	N	1	21	18	85.7	21	18	85.7	23	21	91.3
	925610308	7614119	Phutitlou Secondary	N	1	30	16	53.3	20	13	65.0	21	13	61.9
	925661115	7664151	Phutlotau Secondary	N	1	57	26	45.6	56	33	58.9	48	34	70.8
	924642527	7653184	Ponti Junior Secondary	N	1	49	48	98.0	45	44	97.8	43	41	95.3
	925631596	7645144	Poo Secondary	N	1	52	34	65.4	41	38	92.7	74	48	64.9
	925630265	7641137	Potlake Secondary	N	2	32	11	34.4	43	19	44.2	37	18	48.6
	925630951	7644128	Potoko Secondary	N	1	20	20	100.0	26	26	100.0	42	40	95.2
	924651040	7636129	Puputle Secondary	N	1	11	9	81.8	12	10	83.3	14	7	50.0
	996606607	7672104	Ramatshagalala Secondary	N	1	148	146	98.6	134	124	92.5	122	117	95.9
	996606718	7673106	Ramogosetsi Magana Secondary	N	2	19	16	84.2	23	18	78.3	29	23	79.3
	924650252	7634130	Ramohlokolo Senior Secondary	N	2	31	23	74.2	47	39	83.0	45	32	71.1
	924651842	7636147	Ramoroke Secondary	N	1	6	3	50.0	6	3	50.0	7	3	42.9
925661139	7661140	Ramphelane Secondary	N	1	93	68	73.1	102	65	63.7	91	52	57.1	
924642572	7656152	Rantobeng Secondary	N	1	83	76	91.6	94	94	100.0	90	87	96.7	

District Name	Nat EMIS No	Centre No	Centre Name	Dinaledi	Quintile	2012			2013			2014			
						Wrote	Achieved	% Achieved	Wrote	Achieved	% Achieved	Wrote	Achieved	% Achieved	
GREATER SEKHUKHUNE	925631237	7642129	Ratanang Secondary	N	1	28	18	64.3	33	24	72.7	37	23	62.2	
	924642589	7653153	Rebone Secondary	N	1	41	30	73.2	66	48	72.7	72	42	58.3	
	996603301	7634145	Refilwe Secondary	N	2	42	39	92.9	47	47	100.0	55	55	100.0	
	996606820	7674105	Refilwe Secondary	N	2	10	9	90.0	10	9	90.0	24	20	83.3	
	996606631	7672105	Reitometje Secondary	N	2	5	4	80.0	22	17	77.3	15	7	46.7	
	996606815	7674106	Rekhuditse Secondary	N	2	24	24	100.0	41	34	82.9	43	30	69.8	
	996606824	7674107	Rephafogile Secondary	N	2	51	34	66.7	26	21	80.8	41	25	61.0	
	996606509	7671109	Sango Combined	N	1	12	8	66.7	27	15	55.6	28	22	78.6	
	996606603	7672106	Sebakanaga Secondary	N	2	72	60	83.3	65	59	90.8	65	58	89.2	
	925661160	7661141	Sebase Secondary	N	1	60	44	73.3	49	33	67.3	58	52	89.7	
	996606816	7674108	Sebjalebale Secondary	N	2	23	21	91.3	36	28	77.8	18	17	94.4	
	925621049	7621155	Sedibeng Senior Secondary	N	1	12	7	58.3	14	9	64.3	19	13	68.4	
	925661184	7664142	Sefogole Sepeke Secondary	N	1	58	27	46.6	45	36	80.0	47	29	61.7	
	923621056	7622156	Segashife Secondary	N	1	11	3	27.3	26	13	50.0	17	15	88.2	
	924650733	7631131	Segolola High	N	1	28	18	64.3	32	12	37.5	34	14	41.2	
	925631268	7642130	Sehlaku Secondary	N	1	117	52	44.4	96	66	68.8	136	87	64.0	
	925631602	7645131	Selatole Secondary	N	1	31	14	45.2	48	31	64.6	45	30	66.7	
	925610315	7614120	Selebalo Secondary	N	1	25	16	64.0	25	22	88.0	38	17	44.7	
	925621117	7623159	Semoriri Secondary	N	1	16	8	50.0	15	1	6.7	16	15	93.8	
	925661221	7663144	Sengange Senior Secondary	N	1	32	9	28.1	50	27	54.0	33	15	45.5	
	925661238	7663165	Seokgome Secondary	N	1	36	17	47.2	22	14	63.6	22	15	68.2	
	924642749	7653154	Seopo Senior Secondary	N	1	30	22	73.3	37	24	64.9	39	15	38.5	
	924642756	7652155	Sepheu Moleke Secondary	N	1	42	35	83.3	59	50	84.7	62	52	83.9	
	925661252	7661145	Seraki Senior Secondary	N	1	22	15	68.2	26	13	50.0	29	10	34.5	
	996606727	7673111	Sereme Combined School	N	2	15	6	40.0	35	21	60.0	26	17	65.4	
	925631626	7645138	Serokolo Secondary	N	2	55	42	76.4	49	38	77.6	49	41	83.7	
	925631633	7645140	Seroletshidi Secondary	N	1	15	2	13.3	4	1	25.0	3	0	0.0	
	925630975	7644132	Shakung Senior Secondary	N	1	15	6	40.0	18	1	5.6	20	6	30.0	
	925361276	7663147	Shorwane Secondary	N	1	26	17	65.4	30	16	53.3	27	19	70.4	
	996606528	7671110	Skhosana Secondary	N	2	70	46	65.7	73	28	38.4	54	21	38.9	
	925621124	7622161	Sogane Sen Secondary	N	1	51	37	72.5	63	51	81.0	65	44	67.7	
	996606535	7671903	St Gregories College	N			35	35	100.0	72	63	87.5	84	75	89.3
	996606608	7672107	St Josefs Secondary	N	2	259	201	77.6	132	108	81.8	108	86	79.6	
	996602106	7624904	St Thomas Combined	N			77	73	94.8	81	80	98.8	92	91	98.9
	925661658	7662160	St. Mark'S Comprehensive College	N	4	86	77	89.5	100	87	87.0	83	74	89.2	
	924650740	7633904	St. Paul'S High	N	4	45	43	95.6	61	55	90.2	57	55	96.5	
	996601301	7613120	St. Peters	N			44	25	56.8	57	48	84.2	39	33	84.6
	996606610	7672108	Tadimane Secondary	N	2	72	54	75.0	73	36	49.3	43	40	93.0	
	925621148	7621162	Taung High	N	1	53	12	22.6	47	7	14.9	48	9	18.8	
	925630654	7645133	Tekanang Secondary	N	1	57	27	47.4	85	49	57.6	93	44	47.3	
925610070	7611121	Telelo Secondary	N	1	10	9	90.0	8	6	75.0	4	4	100.0		
924642848	7651179	Tenyane Secondary	N	1	26	17	65.4	72	41	56.9	90	48	53.3		
924643148	7653157	Thakgudi Secondary	N	1	62	28	45.2	57	30	52.6	42	16	38.1		

District Name	Nat EMIS No	Centre No	Centre Name	Dinaledi	Quintile	2012			2013			2014		
						Wrote	Achieved	% Achieved	Wrote	Achieved	% Achieved	Wrote	Achieved	% Achieved
GREATER SEKHUKHUNE	996606630	7672109	Thejane Secondary	N	1	57	52	91.2	79	74	93.7	99	82	82.8
	925610230	7613119	Thete Secondary	N	1	30	18	60.0	20	7	35.0	31	11	35.5
	996606625	7672110	Thlako Combined	N	2	54	32	59.3	81	68	84.0	59	44	74.6
	996606536	7671112	Tjetje Secondary	N	2	78	34	43.6	119	36	30.3	69	47	68.1
	996606810	7674109	Tlhakanang Secondary	N	1	25	24	96.0	38	38	100.0	29	28	96.6
	925610087	7611122	Tlou Nare Senior Secondary	N	1	26	22	84.6	97	61	62.9	68	44	64.7
	925630326	7641138	Tloupfuti Secondary	N	1	26	17	65.4	24	20	83.3	42	26	61.9
	924643001	7651158	Tsekemariwane Senior Secondary	N	1	12	10	83.3	0	0		78	6	7.7
	925661344	7664164	Tshabadietla Secondary	N	1	46	22	47.8	52	30	57.7	48	25	52.1
	925621186	7623165	Tshabelang Dinoko Secondary	N	1	39	24	61.5	38	28	73.7	27	26	96.3
	924643049	7652159	Tshege Secondary	N	1	29	12	41.4	29	8	27.6	27	4	14.8
	925661351	7664150	Tshehlwaneng Senior Secondary	N	1	89	49	55.1	118	53	44.9	121	41	33.9
	925630685	7645135	Tshihlo Secondary	N	1	14	13	92.9	24	19	79.2	25	25	100.0
	996606828	7674110	Tshikanoshi Secondary	N	2	27	27	100.0	30	29	96.7	14	14	100.0
	996602401	7624172	Wem Combined	N		80	39	48.8	88	61	69.3	138	91	65.9
	924650757	7631132	Zama Zama Secondary	N	1	49	34	69.4	62	30	48.4	69	18	26.1
924650764	7631133	Zamokuhle High	N	1	64	30	46.9	48	20	41.7	46	21	45.7	
924650771	7631134	Zenzeleni Senior Secondary	N	1	21	6	28.6	25	9	36.0	29	8	27.6	
MOPANI	918510019	7413110	Abel Secondary	N	1	50	26	52.0	51	21	41.2	32	14	43.8
	994402201	7441904	All Saints College	N		41	38	92.7	27	27	100.0	42	42	100.0
	915530013	7451101	B. Mkhabele Junior Secondary	N	2	27	7	25.9	21	16	76.2	22	7	31.8
	916420024	7425111	Bambeni Secondary	N	1	13	11	84.6	17	13	76.5	25	19	76.0
	915530020	7452001	Bankuna High	Y	3	58	44	75.9	77	52	67.5	84	57	67.9
	917421101	7441108	Baranuka Secondary	N	1	37	33	89.2	97	74	76.3	72	67	93.1
	926540010	7462101	Bessie Maake High	N	3	23	6	26.1	36	10	27.8	23	7	30.4
	995501503	7415901	Blue Mountain College	N		7	7	100.0	8	8	100.0	6	6	100.0
	918510026	7414101	Boke Secondary	N	1	75	50	66.7	102	74	72.5	70	45	64.3
	926540027	7462112	Bokgaga Secondary	N	3	82	20	24.4	118	58	49.2	36	29	80.6
	918510040	7412101	Bolotswi Secondary	N	1	88	42	47.7	64	38	59.4	28	20	71.4
	926541984	7482101	Calais Secondary	N	3	25	13	52.0	23	12	52.2	14	7	50.0
	915530051	7451001	Cata Senior Secondary	N	2	26	26	100.0	29	26	89.7	17	17	100.0
	921410065	7422101	Chamandu High	N	1	17	15	88.2	23	19	82.6	18	11	61.1
	916410072	7423101	Chameti High	N	1	36	18	50.0	51	25	49.0	49	23	46.9
	915530068	7452002	Charles Mathonsi High	N	3	45	35	77.8	41	31	75.6	51	35	68.6
	915530075	7452103	D.Z.J. Mtebule Junior Secondary	N	3	112	101	90.2	143	131	91.6	162	136	84.0
	901530440	7453103	Deeside Combined	N	1	28	20	71.4	42	35	83.3	49	45	91.8
	926540034	7481102	Dipone Senior Secondary	N	1	34	20	58.8	47	22	46.8	57	8	14.0
	916410096	7422102	Dumazi High	N	1	63	44	69.8	89	67	75.3	67	46	68.7
	915540041	7462106	Dumela High	N	1	119	72	60.5	80	51	63.8	70	60	85.7
	912520030	7471101	Duvula Mahuntsi Secondary	N	2	114	52	45.6	115	53	46.1	34	25	73.5
916410102	7424101	Edward Homu Secondary	N	2	48	35	72.9	52	39	75.0	30	20	66.7	
916410119	7422148	Famandha High	N	1	31	24	77.4	75	46	61.3	50	47	94.0	
916410133	7424115	Gawula High	N	1	27	23	85.2	24	22	91.7	26	25	96.2	



District Name	Nat EMIS No	Centre No	Centre Name	Dinaledi	Quintile	2012			2013			2014		
						Wrote	Achieved	% Achieved	Wrote	Achieved	% Achieved	Wrote	Achieved	% Achieved
MOPANI	912521543	7431117	Gidela Secondary	N	1	46	22	47.8	59	28	47.5	32	14	43.8
	916410140	7423102	Gija Ngove Senior Secondary	N	2	126	98	77.8	172	123	71.5	135	122	90.4
	914610157	7424103	Giva-Mahlathi Secondary	N	1	28	15	53.6	21	17	81.0	34	21	61.8
	916411433	7423116	Giyani College Of Technology	N		60	22	36.7	57	26	45.6	49	25	51.0
	916410164	7421101	Giyani High	Y	3	219	187	85.4	247	219	88.7	212	185	87.3
	915530082	7455101	Gwambeni High	N	1	144	84	58.3	122	77	63.1	170	81	47.6
	916410188	7424104	Hanyani Thomo High	N	3	185	153	82.7	178	148	83.1	159	135	84.9
	916411402	7424105	Hasani Mninginisi Secondary	N	1	52	32	61.5	54	43	79.6	51	34	66.7
	916410218	7424116	Hatlani Muyexe Secondary	N	1	62	49	79.0	64	40	62.5	48	32	66.7
	902971823	7421102	Hawuka Senior Secondary	N	1	66	45	68.2	58	45	77.6	46	44	95.7
	995503402	7454901	Helmeg Academy	N		40	35	87.5	45	29	64.4	27	27	100.0
	915530099	7453107	Hetseka	N	3	23	21	91.3	3	3	100.0	33	11	33.3
	994401201	7421316	High Quality Science	N		124	67	54.0	50	36	72.0	34	21	61.8
	917420970	7425102	Hinkhesile High	N	1	22	18	81.8	15	10	66.7	15	7	46.7
	916411310	7421109	Hivuyeriwile Commercial Secondary	N	3	75	70	93.3	78	71	91.0	59	56	94.9
	916410294	7424107	Hlovani High	N	2	11	3	27.3	29	10	34.5	24	14	58.3
	901530037	7454101	Hoerskool Ben Vorster	N	5	180	170	94.4	181	179	98.9	163	163	100.0
	903421096	7441101	Hoerskool Frans Du Toit	N	5	161	148	91.9	149	141	94.6	187	180	96.3
	916410300	7421103	Hola-Pondo Secondary	N	3	21	15	71.4	21	15	71.4	16	13	81.3
	916410317	7421113	Honoka Combined	N	1	22	18	81.8	23	16	69.6	20	13	65.0
	915530105	7452003	Hudson Ntsanwisi Sen Secondary	Y	3	203	149	73.4	163	111	68.1	186	133	71.5
	916410324	7422103	Jim Rhangani Secondary	N	1	35	20	57.1	14	13	92.9	19	14	73.7
	918510095	7414110	Kelekesa Secondary	N	1	42	28	66.7	47	42	89.4	36	35	97.2
	918510101	7415101	Kgapane High	N	3	54	28	51.9	52	37	71.2	43	35	81.4
	901340449	7415107	Kgolakaleleme High	N	1	59	37	62.7	39	27	69.2	56	43	76.8
	926540058	7481103	Kgwana High	N	1	98	51	52.0	63	38	60.3	67	39	58.2
	918510125	7414102	Kgwegkwe High	N	2	89	44	49.4	106	36	34.0	73	45	61.6
	916412064	7422104	Khanyisa Education Centre	Y		53	53	100.0	56	56	100.0	53	52	98.1
	926540065	7462107	Khataza High	N	3	63	41	65.1	74	57	77.0	58	33	56.9
	918520085	7431118	Khatola High	N	1	37	29	78.4	32	26	81.3	22	17	77.3
	918520092	7431119	Kheale Secondary	N	1	69	36	52.2	59	45	76.3	47	40	85.1
	918520108	7431120	Kheodi High	N	1	58	45	77.6	85	58	68.2	51	31	60.8
	918510156	7411101	Khesethwane Secondary	N	1	156	88	56.4	123	83	67.5	71	64	90.1
	916410379	7422105	Kheto Nxumayo Agricultural High	N	1	110	98	89.1	70	67	95.7	81	68	84.0
	916410393	7423103	Khomani Mbhalati Secondary	N	1	41	25	61.0	52	43	82.7	31	23	74.2
	918510170	7415115	Khubudi Secondary	N	1	24	17	70.8	22	14	63.6	21	16	76.2
	926540072	7482102	Khudu Senior Secondary	N	3	35	12	34.3	33	19	57.6	38	22	57.9
	919341800	7471118	Khudugane Secondary	N	2	82	45	54.9	89	49	55.1	84	48	57.1
	919341039	7471119	Kolobetona Secondary	N	1	59	49	83.1	33	25	75.8	47	33	70.2
	913420192	7442101	Lebeko High	N	3	176	74	42.0	81	51	63.0	49	32	65.3
915540089	7462103	Lebitso High	N	3	44	29	65.9	57	40	70.2	38	26	68.4	
915530129	7451006	Lefara Secondary	N	2	63	42	66.7	48	29	60.4	25	20	80.0	

District Name	Nat EMIS No	Centre No	Centre Name	Dinaledi	Quintile	2012			2013			2014		
						Wrote	Achieved	% Achieved	Wrote	Achieved	% Achieved	Wrote	Achieved	% Achieved
MOPANI	926540096	7481104	Leoma Senior Secondary	N	2	45	26	57.8	32	24	75.0	21	17	81.0
	913420208	7442108	Lepato M. High	N	3	94	65	69.1	61	52	85.2	48	37	77.1
	919340364	7471104	Lephai Secondary	N	1	92	57	62.0	82	49	59.8	41	35	85.4
	926540102	7482103	Lepono Sen Secondary	N	1	26	20	76.9	50	37	74.0	70	42	60.0
	915530136	7453106	Lwandlamuni Secondary	N	3	47	39	83.0	77	62	80.5	70	35	50.0
	926540119	7481105	Maahlemele High	N	2	55	29	52.7	55	28	50.9	45	30	66.7
	926540126	7482104	Maalobane High	N	3	49	25	51.0	28	18	64.3	43	32	74.4
	926540133	7461109	Mabushe High	N	2	51	31	60.8	80	53	66.3	78	46	59.0
	916410478	7421104	Macema Secondary	N	1	95	62	65.3	78	65	83.3	76	65	85.5
	919341145	7471120	Machepelele Secondary	N	1	58	39	67.2	63	43	68.3	35	29	82.9
	926540140	7481106	Madie Secondary	N	1	56	25	44.6	52	19	36.5	28	18	64.3
	916411341	7424011	Mafumani Secondary	N	3	75	60	80.0	54	51	94.4	118	94	79.7
	926540157	7461106	Mafutsane Secondary	N	2	60	46	76.7	90	70	77.8	79	54	68.4
	918510279	7415102	Magoletsa Senior Secondary	N	3	47	29	61.7	21	19	90.5	19	19	100.0
	915530143	7452007	Magoza Secondary	N	3	99	80	80.8	123	91	74.0	86	66	76.7
	916420260	7425104	Magulasavi High	N	1	62	41	66.1	94	60	63.8	82	49	59.8
	926540171	7463102	Mahlane Secondary	N	2	52	18	34.6	50	40	80.0	39	30	76.9
	919341046	7471121	Mahudu Secondary	N	1	106	29	27.4	111	58	52.3	56	45	80.4
	916410515	7423104	Mahumani High	N	2	64	44	68.8	48	36	75.0	45	37	82.2
	915530150	7453101	Mahwahwa High	N	3	111	65	58.6	104	66	63.5	57	39	68.4
	917420963	7441103	Majeje High	N	3	79	65	82.3	106	79	74.5	118	94	79.7
	919341619	7471107	Makala Secondary	N	1	46	37	80.4	50	45	90.0	72	61	84.7
	918521309	7413102	Makgopele High	N	1	43	34	79.1	52	47	90.4	45	37	82.2
	926540188	7482105	Makgwahleng Secondary	N	3	96	83	86.5	139	117	84.2	125	100	80.0
	918521385	7431121	Makhaka Secondary	N	1	49	31	63.3	39	29	74.4	23	21	91.3
	916412031	7425112	Makheto Secondary	N	1	42	29	69.0	18	16	88.9	37	27	73.0
	994402101	7425101	Makhwivirini Secondary	N	1	22	15	68.2	18	14	77.8	16	15	93.8
	913420291	7441113	Makikele Secondary	N	3	86	41	47.7	83	52	62.7	31	25	80.6
	918510323	7411109	Makobo Secondary	N	1	35	23	65.7	36	15	41.7	40	18	45.0
	918510330	7413101	Makoma Senior Secondary	N	1	36	10	27.8	19	13	68.4	13	10	76.9
	916410539	7424108	Makovongo High	N	3	37	34	91.9	48	39	81.3	25	20	80.0
	916410546	7421110	Malenga High	N	2	114	58	50.9	103	68	66.0	83	56	67.5
	918510378	7414109	Maloti Secondary	N	1	36	19	52.8	50	28	56.0	28	16	57.1
	901341176	7415108	Mameriri Secondary	N	1	138	47	34.1	109	61	56.0	51	44	86.3
	918512213	7411110	Mamoding Secondary	N	1	65	38	58.5	101	42	41.6	57	32	56.1
	901540195	7462110	Mamosala Senior Secondary	N	3	31	9	29.0	37	13	35.1	42	27	64.3
	918521347	7413103	Mampeule Secondary	N	1	53	32	60.4	41	26	63.4	53	31	58.5
	995501501	7415113	Mandela Barloworld Agricultural High	N	4	100	86	86.0	119	113	95.0	108	99	91.7
	916410553	7423106	Manghezi Secondary	N	1	38	16	42.1	22	17	77.3	10	6	60.0
	919341053	7471122	Mangoako Secondary	N	2	74	38	51.4	67	42	62.7	33	30	90.9
918510408	7415103	Manokwe Secondary	N	1	19	16	84.2	15	10	66.7	21	12	57.1	
918510415	7431122	Manonyaneng Secondary	N	1	76	47	61.8	53	43	81.1	44	37	84.1	
926540201	7482106	Mantsobele Secondary	N	3	54	16	29.6	62	21	33.9	38	17	44.7	

District Name	Nat EMIS No	Centre No	Centre Name	Dinaledi	Quintile	2012			2013			2014		
						Wrote	Achieved	% Achieved	Wrote	Achieved	% Achieved	Wrote	Achieved	% Achieved
MOPANI	918512145	7413109	Manwagae	N	1	26	16	61.5	36	25	69.4	18	12	66.7
	918510422	7415104	Maolwe Senior Secondary	N	1	81	58	71.6	70	48	68.6	98	58	59.2
	913420307	7442102	Maphokwane Secondary	N	3	100	78	78.0	116	92	79.3	74	66	89.2
	916410560	7423107	Maphusha High	N	1	72	57	79.2	70	57	81.4	63	47	74.6
	915530242	7453104	Mark Shope Secondary	N	3	59	29	49.2	79	36	45.6	46	29	63.0
	919341060	7471123	Maruatona Secondary	N	2	29	16	55.2	35	20	57.1	25	15	60.0
	918510477	7412102	Masalanabo High	N	1	93	37	39.8	72	53	73.6	53	43	81.1
	917420321	7441111	Masaswivona Secondary	N	3	81	6	7.4	64	25	39.1	50	15	30.0
	918510507	7411102	Maselekwane High	N	1	36	23	63.9	35	13	37.1	24	16	66.7
	918510521	7412104	Mashao Secondary	N	1	72	45	62.5	75	32	42.7	40	35	87.5
	918510538	7411103	Mashooro Secondary	N	1	114	70	61.4	167	68	40.7	163	62	38.0
	916412042	7425113	Masiza Secondary	N	1	90	58	64.4	131	88	67.2	58	51	87.9
	918510545	7412103	Masopha Senior Secondary	N	2	54	41	75.9	84	52	61.9	52	41	78.8
	918512138	7413104	Matarapane Secondary	N	1	72	15	20.8	42	7	16.7	15	3	20.0
	919341077	7471110	Mathibadifate Junior Secondary	N	1	61	27	44.3	68	37	54.4	35	26	74.3
	915540218	7463104	Matimu High	N	2	95	63	66.3	107	81	75.7	91	73	80.2
	915540225	7463105	Matlhari High	N	2	162	107	66.0	102	74	72.5	106	87	82.1
	918510576	7414107	Matokane High	N	1	60	23	38.3	49	24	49.0	50	18	36.0
	915510583	7415112	Matome Modika Secondary	N	3	81	23	28.4	61	24	39.3	37	23	62.2
	913420352	7442103	Matome-Malatji High	N	3	39	22	56.4	51	25	49.0	36	26	72.2
	911410591	7422106	Matsambu High	N	1	54	33	61.1	38	31	81.6	33	29	87.9
	918510590	7414113	Matseke Secondary	N	1	13	12	92.3	23	17	73.9	17	14	82.4
	995504601	7461107	Matseutseu Primary	N		64	35	54.7	37	27	73.0	37	27	73.0
	916410607	7422107	Mavalani High	N	1	147	54	36.7	149	88	59.1	63	56	88.9
	916410614	7422108	Mbhangazeki High	N	2	72	48	66.7	90	59	65.6	39	27	69.2
	915530198	7453102	Mbhekwana High	N	1	226	123	54.4	245	121	49.4	132	90	68.2
	901530211	7454102	Merensky High	N	5	182	180	98.9	200	199	99.5	169	169	100.0
	903421145	7441105	Meridian College Phalaborwa	N		38	27	71.1	52	47	90.4	40	37	92.5
	915531368	7452005	Meridian Combined	N		57	55	96.5	59	57	96.6	71	71	100.0
	918521408	7431101	Mmaba Secondary	N	1	24	23	95.8	25	25	100.0	32	27	84.4
	926540232	7481107	Mmalesiba Secondary	N	1	53	43	81.1	64	35	54.7	50	41	82.0
	901510620	7415111	Modika Secondary	N	1	22	17	77.3	17	13	76.5	25	15	60.0
	918510637	7414104	Modipe High	N	1	72	28	38.9	115	72	62.6	50	35	70.0
	918521378	7431123	Modisha Secondary	N	1	95	54	56.8	52	42	80.8	52	30	57.7
	918510651	7415105	Modubatse Secondary	N	3	245	219	89.4	419	345	82.3	237	219	92.4
	918510668	7412112	Modumaane Secondary	N	1	47	31	66.0	37	27	73.0	34	29	85.3
	918510682	7414105	Mohlatlego Machaba Secondary	N	3	167	77	46.1	189	118	62.4	102	85	83.3
	901340401	7415109	Mohumi Secondary	N	1	105	56	53.3	126	74	58.7	91	54	59.3
	926540249	7463103	Mokhapa Secondary	N	2	88	62	70.5	75	52	69.3	76	48	63.2
	918510699	7412105	Mokope Senior Secondary	N	1	115	71	61.7	99	79	79.8	109	90	82.6
918510705	7413105	Mokoto High	N	1	57	30	52.6	86	51	59.3	28	23	82.1	
918521361	7431103	Mokutu Secondary	N	1	91	53	58.2	59	46	78.0	75	48	64.0	
926540256	7462105	Mokwane Secondary	N	1	46	20	43.5	56	24	42.9	36	12	33.3	
915530174	7451005	Molabosane High	N	2	120	68	56.7	111	70	63.1	71	60	84.5	

District Name	Nat EMIS No	Centre No	Centre Name	Dinaledi	Quintile	2012			2013			2014			
						Wrote	Achieved	% Achieved	Wrote	Achieved	% Achieved	Wrote	Achieved	% Achieved	
MOPANI	918510712	7412109	Molai Jubilee Senior Secondary	N	1	34	17	50.0	33	24	72.7	40	36	90.0	
	918521354	7431124	Molate Secondary	N	1	34	26	76.5	49	40	81.6	39	24	61.5	
	912531587	7481108	Molomahlapi Secondary	N	1	51	26	51.0	39	26	66.7	50	40	80.0	
	918512220	7411108	Mookgo Secondary	N	1	57	17	29.8	70	12	17.1	20	8	40.0	
	918510743	7414111	Mopye Secondary	N	1	45	22	48.9	30	26	86.7	29	29	100.0	
	918510750	7412106	Morwatshehla Secondary	N	1	46	32	69.6	69	48	69.6	47	37	78.7	
	926540263	7482107	Mosibudi High	N	3	53	19	35.8	31	21	67.7	27	15	55.6	
	901340425	7415110	Motsheudi Secondary	N	1	156	88	56.4	124	101	81.5	96	69	71.9	
	918510767	7412110	Motsipa Secondary	N	1	25	24	96.0	46	44	95.7	31	30	96.8	
	918512623	7411104	Mpapatla Secondary	N	1	36	25	69.4	45	28	62.2	30	19	63.3	
	918510781	7413111	Mphiri-O-Tee Secondary	N	1	37	28	75.7	48	40	83.3	43	38	88.4	
	919341084	7471124	Mphuma Secondary	N	1	106	59	55.7	106	79	74.5	45	36	80.0	
	915540270	7463106	Mpumulana Secondary	N	2	40	25	62.5	54	22	40.7	51	29	56.9	
	915530235	7453105	Mugwazeni	N	3	17	8	47.1	32	20	62.5	33	27	81.8	
	916410669	7424112	Muhawu Secondary	N	1	33	25	75.8	25	13	52.0	11	9	81.8	
	916410676	7423115	Mukula Secondary	N	2	53	52	98.1	60	54	90.0	54	46	85.2	
	919341091	7471112	Nahakwe Secondary	N	1	44	31	70.5	44	38	86.4	43	36	83.7	
	926540294	7481109	Napsadi Senior Secondary	N	1	57	24	42.1	43	23	53.5	37	17	45.9	
	926541985	7461108	Napscom Secondary	N	2	142	50	35.2	166	107	64.5	83	56	67.5	
	926540300	7482108	Nareng Secondary	N	3	39	27	69.2	47	39	83.0	50	30	60.0	
	916410737	7421105	Ndengeza High	Y	1	65	44	67.7	94	65	69.1	48	42	87.5	
	916420451	7425107	Ndhambi High	N	1	95	88	92.6	53	50	94.3	84	79	94.0	
	916410744	7424109	Ndindani-Hlomela Secondary	N	1	26	21	80.8	25	18	72.0	19	13	68.4	
	926541648	7461101	Nelson Ramodike Secondary	N	2	90	59	65.6	58	54	93.1	60	38	63.3	
	916420475	7425105	Nghonyama Secondary	N	1	132	99	75.0	151	114	75.5	122	88	72.1	
	926540331	7482109	Ngwanamakhutswe Secondary	N	3	63	30	47.6	42	31	73.8	24	15	62.5	
	918510811	7414108	Ngwanamasedi High	N	3	87	35	40.2	94	49	52.1	49	35	71.4	
	916410805	7421111	Nhluvuko High	N	2	38	33	86.8	38	29	76.3	44	38	86.4	
	916410812	7422109	Nkami Secondary	N	1	71	28	39.4	81	29	35.8	22	13	59.1	
	917420956	7441104	Nkateko High	N	3	55	40	72.7	65	58	89.2	56	48	85.7	
	994401202	7421911	Nkwangulatio Education Centre	N			96	89	92.7	128	105	82.0	121	96	79.3
	912521521	7431115	Noblehoek Secondary	N	1	28	22	78.6	55	42	76.4	28	22	78.6	
	918521293	7431107	Ntlagene Secondary	N	1	35	23	65.7	41	28	68.3	54	28	51.9	
	917420482	7441106	Ntshuxeko High	N	3	42	34	81.0	76	52	68.4	56	47	83.9	
	916411466	7423109	Nwakhada Secondary	N	1	40	17	42.5	42	13	31.0	36	13	36.1	
	912520252	7431114	Nwamavimbi Secondary	N	1	99	60	60.6	115	83	72.2	57	42	73.7	
	916410881	7421112	Nyanisi Secondary	N	1	34	21	61.8	50	34	68.0	45	23	51.1	
	916420529	7425106	Nyumbani High	N	2	43	31	72.1	93	42	45.2	75	59	78.7	
	919341107	7471125	Pelo Ya Kgomo Secondary	N	1	18	11	61.1	24	8	33.3	22	13	59.1	
	915530259	7452102	Petanenge Junior Secondary	N	3	27	14	51.9	27	22	81.5	25	16	64.0	
915530266	7451002	Phangasasa Senior Secondary	N	2	48	31	64.6	56	45	80.4	38	33	86.8		
916410911	7423111	Phayizani Senior Secondary	N	1	49	39	79.6	41	33	80.5	41	37	90.2		
916410935	7423113	Pheni Secondary	N	1	13	2	15.4	11	4	36.4	10	5	50.0		
915540348	7462109	Pherehla-Maake Secondary	N	3	133	67	50.4	123	99	80.5	99	88	88.9		

District Name	Nat EMIS No	Centre No	Centre Name	Dinaledi	Quintile	2012			2013			2014			
						Wrote	Achieved	% Achieved	Wrote	Achieved	% Achieved	Wrote	Achieved	% Achieved	
MOPANI	926540355	7461105	Phusela High	N	3	180	89	49.4	169	117	69.2	103	87	84.5	
	917420598	7425114	Prieska Combined	N	3	14	10	71.4	15	11	73.3	14	6	42.9	
	915530273	7451003	Professor Muhlava Shiluvana High	N	2	77	46	59.7	34	24	70.6	57	43	75.4	
	915530280	7452008	Progress	N	3	71	40	56.3	54	26	48.1	29	20	69.0	
	918510842	7415106	R.S.B. Motsinoni Secondary	N	1	114	35	30.7	49	13	26.5	30	20	66.7	
	918510859	7414112	Railela Junior Secondary	N	3	63	15	23.8	55	21	38.2	55	33	60.0	
	926541973	7463901	Rainbow Combined	N		16	11	68.8	25	21	84.0	20	16	80.0	
	926540379	7481110	Rakgolokwana Secondary	N	1	83	56	67.5	96	73	76.0	57	48	84.2	
	918510866	7413106	Rama Secondary	N	1	61	45	73.8	54	46	85.2	41	35	85.4	
	918510873	7412111	Ramabilela Secondary	N	1	42	24	57.1	48	35	72.9	44	22	50.0	
	918510880	7412107	Ramaolwane Secondary	N	2	13	9	69.2	35	27	77.1	21	15	71.4	
	926540386	7482110	Ramatau Secondary	N	3	111	96	86.5	115	97	84.3	114	92	80.7	
	918521316	7431102	Rammila Secondary	N	1	16	9	56.3	23	13	56.5	17	15	88.2	
	926540393	7461102	Ramoba High	N	2	55	28	50.9	74	47	63.5	68	37	54.4	
	918510903	7411105	Ramotshinyadi Secondary	N	1	50	23	46.0	38	29	76.3	26	18	69.2	
	918521323	7431125	Realedisha Secondary	N	1	53	52	98.1	76	65	85.5	64	48	75.0	
	913420611	7442104	Relebogile High	N	3	110	52	47.3	124	78	62.9	89	70	78.7	
	918510927	7413107	Rethushegile Secondary	N	1	25	9	36.0	27	12	44.4	11	7	63.6	
	916410973	7421106	Risinga High	N	3	163	144	88.3	159	146	91.8	114	114	100.0	
	942100202	7421202	Risinga Repeat Part-Time	N					17	12	70.6	22	14	63.6	
	916410980	7421107	Rithlavile Secondary	N	3	48	42	87.5	59	44	74.6	20	18	90.0	
	994401203	7421912	Rivoningo Educational Centre	N			41	32	78.0	42	30	71.4	61	29	47.5
	912520710	7471114	Rotterdam Secondary	N	2	67	44	65.7	81	61	75.3	45	39	86.7	
	916420659	7425108	Sasekani High	N	1	65	37	56.9	30	25	83.3	48	39	81.3	
	915530297	7451103	Scotch Maboko Secondary	N	2	17	16	94.1	29	20	69.0	42	31	73.8	
	926540409	7482111	Seagotle Secondary	N	3	97	63	64.9	111	84	75.7	124	95	76.6	
	913420673	7442105	Sebalamakgolo High	Y	3	142	82	57.7	152	93	61.2	94	62	66.0	
	926540416	7461103	Seboye Secondary	N	3	70	30	42.9	67	39	58.2	31	20	64.5	
	915530303	7451102	Sedan Secondary	N	2	20	18	90.0	39	36	92.3	32	24	75.0	
	926540423	7461104	Sekaba Secondary	N	2	50	27	54.0	68	24	35.3	24	14	58.3	
	926540530	7482112	Sekgalabjana Secondary	N	3	53	41	77.4	71	49	69.0	75	43	57.3	
	993303201	7471116	Sekgosese Secondary	Y	2	95	79	83.2	120	99	82.5	115	107	93.0	
	918510934	7412108	Sekgware Secondary	N	1	42	12	28.6	58	48	82.8	60	45	75.0	
	918510941	7415114	Sekhukhumele Secondary	N	3	76	29	38.2	56	40	71.4	54	30	55.6	
	919341864	7471115	Selamola	N	2	44	29	65.9	48	29	60.4	42	24	57.1	
	918510958	7414106	Semarela Secondary	N	1	41	17	41.5	47	27	57.4	56	32	57.1	
	916411013	7423112	Semendhe Secondary	N	1	53	34	64.2	46	33	71.7	60	44	73.3	
	918510965	7411107	Senwabakgololo Secondary	N	1	53	28	52.8	24	24	100.0	33	21	63.6	
	926540447	7463101	Serurubele Secondary	N	2	32	16	50.0	39	33	84.6	31	28	90.3	
	915530310	7455105	Sevengana Secondary	N	1	134	120	89.6	152	120	78.9	217	166	76.5	
916420697	7425109	Shihlomule High	N	1	29	13	44.8	34	23	67.6	33	18	54.5		
915530327	7451004	Shipungu High	N	2	57	20	35.1	56	8	14.3	28	20	71.4		
916411037	7423114	Sikhunyani Secondary	N	2	56	25	44.6	56	24	42.9	27	14	51.9		

District Name	Nat EMIS No	Centre No	Centre Name	Dinaledi	Quintile	2012			2013			2014		
						Wrote	Achieved	% Achieved	Wrote	Achieved	% Achieved	Wrote	Achieved	% Achieved
MOPANI	995503201	7452006	St George College	N		60	60	100.0	60	60	100.0	74	74	100.0
	915530334	7455107	Tiakeni Secondary	N	1	31	12	38.7	13	10	76.9	20	13	65.0
	916411112	7424111	Tlakulani Secondary	N	1	40	25	62.5	65	43	66.2	65	50	76.9
	901531177	7454103	Tsaneng Combine Junior Secondary	N	1	21	15	71.4	19	9	47.4	33	23	69.7
	918521330	7431109	Tseana Secondary	N	1	85	56	65.9	75	58	77.3	56	39	69.6
	994401102	7424118	Tshovani Primary	N	1	13	13	100.0	17	16	94.1	21	13	61.9
	918510989	7415006	Tshweni Secondary	N	3	65	34	52.3	58	34	58.6	73	41	56.2
	916411198	7421108	Vuthhari High	N	1	50	31	62.0	40	26	65.0	41	24	58.5
	913420741	7442106	Vuxeni Senior Secondary	N	3	68	38	55.9	32	21	65.6	54	40	74.1
	915530358	7455104	Xibukulana Secondary	N	1	44	25	56.8	81	35	43.2	35	32	91.4
	917420789	7425110	Zava High	N	1	35	26	74.3	44	26	59.1	35	21	60.0
915530372	7452004	Zivuko Senior Secondary	N	3	86	61	70.9	83	70	84.3	118	93	78.8	
VHEMBE	911360948	7313101	Adolf Mhinga High	N	1	57	44	77.2	56	41	73.2	33	30	90.9
	912520016	7373101	Akani High	N	3	54	41	75.9	50	34	68.0	55	32	58.2
	993304101	7341901	Amaria Combined	N		17	17	100.0	35	33	94.3	26	26	100.0
	930320742	7362180	Andries Mugaguli Secondary	N	1	29	26	89.7	26	23	88.5	37	30	81.1
	930351203	7351101	Azwifarwi Secondary	Y	2	178	139	78.1	180	112	62.2	165	133	80.6
	930351289	7352156	Bababa Secondary	N	3	47	34	72.3	32	29	90.6	50	43	86.0
	911360887	7313127	Basopa High	N	1	94	72	76.6	74	61	82.4	90	80	88.9
	993304506	7343197	Benny's Sports Dev & Academy Combined	N		17	13	76.5	17	13	76.5	12	9	75.0
	993304103	7342905	Comprehensive Trinity Academy	N		11	11	100.0	20	19	95.0	34	32	94.1
	930321202	7363141	Davhana Secondary	N	2	41	34	82.9	48	36	75.0	54	42	77.8
	931340982	7331126	David Luvhimba Secondary	N	2	59	46	78.0	78	62	79.5	46	36	78.3
	929311564	7321137	David Mutshinyalo Secondary	N	1	46	43	93.5	38	34	89.5	56	45	80.4
	931340999	7331127	Denga Secondary	N	3	15	11	73.3	22	17	77.3	23	18	78.3
	930351364	7354106	Denga Tshivhase Secondary	N	3	38	31	81.6	41	32	78.0	48	34	70.8
	930351357	7354102	Denganya Secondary	N	3	44	34	77.3	54	51	94.4	67	60	89.6
	930320247	7361132	Dimani Agricultural High	Y	3	119	100	84.0	69	61	88.4	86	86	100.0
	928330893	7342101	Dimbanyika Secondary	N	3	52	45	86.5	57	46	80.7	59	49	83.1
	911361385	7312102	Dlamani High	N	2	85	82	96.5	85	75	88.2	82	74	90.2
	929310417	7322128	Dyelamanavha Secondary	N	1	15	14	93.3	16	16	100.0	22	19	86.4
	928330466	7341102	Dzata Secondary	N	3	102	73	71.6	123	113	91.9	118	116	98.3
	929311458	7322101	Dzimauli Secondary	N	2	41	33	80.5	38	34	89.5	28	21	75.0
	930351371	7354104	Dzwaboni Secondary	N	3	48	36	75.0	44	41	93.2	35	25	71.4
	911360832	7311103	E.P.P. Mhinga Secondary	N	3	202	184	91.1	266	251	94.4	207	202	97.6
	930321219	7363142	Edison Nesengani Secondary	N	2	81	78	96.3	122	115	94.3	102	93	91.2
	912331377	7343158	Elim High	N	3	48	43	89.6	74	68	91.9	86	77	89.5
	905332486	7343137	Emmanuel Christian	N		39	39	100.0	41	41	100.0	35	35	100.0
	905350095	7353105	Fhatuwani Secondary	N	1	45	29	64.4	29	25	86.2	50	40	80.0
929310400	7322102	Fhetani Secondary	N	1	24	22	91.7	33	31	93.9	39	38	97.4	
911361484	7314153	France Sombhani Secondary	N	2	43	30	69.8	43	27	62.8	34	29	85.3	
928330985	7342103	Frank Ravele Secondary	N	3	17	17	100.0	16	13	81.3	22	19	86.4	

District Name	Nat EMIS No	Centre No	Centre Name	Dinaledi	Quintile	2012			2013			2014		
						Wrote	Achieved	% Achieved	Wrote	Achieved	% Achieved	Wrote	Achieved	% Achieved
VHEMBE	930351463	7355147	Frans Rasimphi Secondary	N	3	59	52	88.1	76	68	89.5	77	74	96.1
	930360535	7315130	Funzwani Secondary	N	3	23	21	91.3	46	41	89.1	55	44	80.0
	928330879	7342104	George Mbulaheni Secondary	N	3	59	48	81.4	98	92	93.9	93	87	93.5
	918521095	7371134	George Mswazi High	N	3	20	20	100.0	29	23	79.3	14	12	85.7
	911360870	7311128	George Sonto High	N	2	83	52	62.7	63	48	76.2	50	41	82.0
	911361262	7312104	Gidjana Secondary	N	2	85	72	84.7	100	87	87.0	89	83	93.3
	930351210	7351137	Gole Secondary	N	1	46	31	67.4	46	45	97.8	55	46	83.6
	928332431	7342903	Gondolikhethwa Primary	N		56	56	100.0	54	53	98.1	52	47	90.4
	911361392	7312146	Govhu Junior Secondary	N	2	39	37	94.9	43	38	88.4	34	26	76.5
	930351555	7352158	Gumani Technical High	N	3	50	39	78.0	35	23	65.7	45	41	91.1
	930351388	7354107	Guvhukuvhu Secondary	N	3	52	26	50.0	46	29	63.0	40	20	50.0
	930320728	7362143	Gwamasenga Secondary	N	3	44	36	81.8	63	53	84.1	60	46	76.7
	912332530	7343155	H.S. Phillips Secondary	N	3	18	16	88.9	15	15	100.0	21	17	81.0
	930351704	7351903	Haggai Private Combined	N		9	1	11.1	15	2	13.3	60	16	26.7
	929310370	7322103	Hanyani Secondary	N	2	35	28	80.0	46	43	93.5	37	30	81.1
	912510061	7371104	Hanyani Nkuzana High	N	3	82	59	72.0	109	68	62.4	80	49	61.3
	993305303	7353141	Harmain Technical High	N		150	66	44.0	138	57	41.3	72	22	30.6
	928330916	7342105	Hendric Nthambeleni Secondary	N	2	19	13	68.4	12	9	75.0	11	10	90.9
	911361644	7311140	Hlaluko Secondary	N	2	54	46	85.2	66	52	78.8	45	39	86.7
	911361781	7314105	Hlalukweni High	N	2	115	50	43.5	108	71	65.7	85	59	69.4
	912520078	7371105	Hluvuka High	Y	3	211	162	76.8	288	237	82.3	184	161	87.5
	902331735	7344138	Hoerskool Eric Louw High	N	5	64	62	96.9	60	60	100.0	55	55	100.0
	928330954	7342106	Humbelani Secondary	N	3	73	45	61.6	70	52	74.3	54	37	68.5
	911361774	7314106	Humula Secondary	N	1	55	41	74.5	72	34	47.2	52	33	63.5
	930330398	7341107	Jack Lavhengwa Secondary	N	3	40	24	60.0	46	29	63.0	44	34	77.3
	912521532	7371135	Jaji Secondary	N	2	27	17	63.0	19	11	57.9	24	11	45.8
	993301204	7312154	Jilongo High	N	1	46	41	89.1	87	79	90.8	87	74	85.1
	911360894	7313107	Jim Chavani High	N	2	173	155	89.6	154	138	89.6	149	148	99.3
	911361231	7314108	Jim Yingwani High	N	2	35	22	62.9	53	28	52.8	29	24	82.8
	928331438	7343108	Johannes Mulambilu Secondary	N	3	44	34	77.3	53	34	64.2	89	34	38.2
	911361895	7314143	Johannes Ramavhoya Secondary	N	2	17	8	47.1	22	15	68.2	28	23	82.1
	911361798	7314112	John Mbhedlhe Secondary	N	2	54	47	87.0	65	49	75.4	71	44	62.0
	930321226	7363172	John Mutheiwana Secondary	N	2	49	48	98.0	58	55	94.8	57	56	98.2
	928330909	7342109	Jonathan Mushaathama Secondary	N	3	52	47	90.4	71	59	83.1	117	83	70.9
	928331407	7343148	Jonathan Thifulufhelwi Secondary	N	3	90	78	86.7	90	72	80.0	90	64	71.1
	911321660	7363175	Julius Secondary	N	1	65	34	52.3	38	30	78.9	28	27	96.4
	930351470	7355138	Khadzinge Secondary	N	3	15	9	60.0	38	26	68.4	52	26	50.0
	929330435	7341110	Khakhu Secondary	N	3	36	19	52.8	36	20	55.6	32	21	65.6
	929310738	7323104	Khangale Secondary	N	2	24	22	91.7	17	15	88.2	35	32	91.4
	911361224	7314109	Khatisa Secondary	Y	1	93	70	75.3	109	81	74.3	105	72	68.6
912520115	7371107	Khomanani High	N	2	44	27	61.4	88	73	83.0	65	52	80.0	

District Name	Nat EMIS No	Centre No	Centre Name	Dinaledi	Quintile	2012			2013			2014		
						Wrote	Achieved	% Achieved	Wrote	Achieved	% Achieved	Wrote	Achieved	% Achieved
VHEMBE	930321608	7364144	Khwara Secondary	N	1	44	40	90.9	48	41	85.4	48	46	95.8
	930320339	7361133	Khwevha Commercial	N	3	228	149	65.4	180	149	82.8	95	88	92.6
	930321141	7363145	Kolokoshani Combined	N	2	92	78	84.8	117	113	96.6	83	79	95.2
	993304201	7342901	Konani Pfunzo	N		97	46	47.4	70	58	82.9	51	39	76.5
	928332301	7345146	Kutama Secondary	Y	3	97	88	90.7	98	87	88.8	50	48	96.0
	912111542	7343157	Lemana High	Y	3	96	72	75.0	166	142	85.5	106	81	76.4
	930320292	7361136	Ligege Secondary	N	3	72	55	76.4	60	58	96.7	87	82	94.3
	930350088	7353110	Liivha Combined	N	3	107	87	81.3	103	99	96.1	84	75	89.3
	930360979	7315133	Limbedzi Secondary	N	1	31	17	54.8	18	17	94.4	22	9	40.9
	931521392	7372127	Lishavhana Secondary	N	2	68	44	64.7	77	49	63.6	46	32	69.6
	928332509	7343151	Litshovhu Secondary	Y	3	154	138	89.6	139	128	92.1	98	92	93.9
	905331483	7343136	Louis Trichardt Secondary	N	5	174	165	94.8	164	146	89.0	173	168	97.1
	905332864	7343901	Ltt Murunwa Private	N		50	44	88.0	74	57	77.0	85	71	83.5
	928330961	7342111	Luatame Secondary	N	2	44	35	79.5	47	36	76.6	55	46	83.6
	930310967	7321131	Lucas Ratshalingwa Secondary	N	3	31	29	93.5	30	28	93.3	45	40	88.9
	931521046	7372109	Lumuka Secondary	N	1	29	21	72.4	29	24	82.8	17	16	94.1
	929311021	7321132	Lunwanngwe Secondary	N	2	27	20	74.1	50	29	58.0	45	33	73.3
	902351487	7355149	Luphai Secondary	N	2	56	39	69.6	65	59	90.8	37	34	91.9
	930320704	7362169	Luvhailvhai Secondary	N	3	38	12	31.6	11	8	72.7	17	9	52.9
	929311014	7321125	Luvhengo Secondary	N	1	59	29	49.2	22	18	81.8	30	18	60.0
	928332318	7345149	Luvhivhini Secondary	N	2	72	44	61.1	62	50	80.6	66	53	80.3
	930320735	7362146	Lwamondo High	Y	2	145	139	95.9	128	128	100.0	168	163	97.0
	930320223	7361135	Lwandani Secondary	N	2	80	32	40.0	63	45	71.4	64	57	89.1
	993302201	7322127	Lwaphungu Secondary	N	2	26	22	84.6	30	28	93.3	16	13	81.3
	911360900	7313137	Madadzhe Secondary	N	2	40	28	70.0	37	24	64.9	21	19	90.5
	928331988	7345191	Madaheni Combined	N	3	27	21	77.8	36	34	94.4	25	21	84.0
	911361439	7312110	Madonsi High	N	1	25	18	72.0	23	18	78.3	28	21	75.0
	911360405	7313102	Madzikuse	N	2	25	23	92.0	25	22	88.0	20	19	95.0
	930320254	7361137	Magalangwe Secondary	N	2	22	19	86.4	22	19	86.4	35	34	97.1
	928332578	7345168	Magoni Secondary	N	2	23	13	56.5	36	21	58.3	17	9	52.9
	912520153	7371110	Mahatlani Wayeni Secondary	N	2	24	14	58.3	33	22	66.7	43	31	72.1
	912520160	7373125	Mahlori High	N	2	65	43	66.2	75	25	33.3	17	14	82.4
	993304304	7343902	Mahonisi Learning Centre	N		21	17	81.0	28	27	96.4	16	15	93.8
	911361651	7311144	Mahuntsi Secondary	N	2	52	36	69.2	75	48	64.0	73	48	65.8
	931341008	7331141	Mainganya Secondary	N	2	33	27	81.8	20	18	90.0	34	27	79.4
	930320315	7361149	Makakavhale Secondary	N	2	84	64	76.2	90	63	70.0	61	49	80.3
	993304301	7343191	Makhado Comprehensive	N	4	127	108	85.0	120	106	88.3	135	120	88.9
	930310691	7323105	Makuya Secondary	N	2	58	35	60.3	43	35	81.4	41	29	70.7
	911360856	7311111	Malamulele Secondary	N	2	82	68	82.9	87	71	81.6	81	70	86.4
	929311359	7324106	Malilele Secondary	N	2	43	17	39.5	50	29	58.0	60	45	75.0
930321639	7363156	Malinga Wilson Secondary	N	2	99	83	83.8	86	72	83.7	103	87	84.5	
912521224	7372129	Malovhana Secondary	N	2	15	8	53.3	4	4	100.0	13	9	69.2	
928331513	7343162	Maluta Junior Secondary	N	3	52	42	80.8	53	48	90.6	58	49	84.5	
929311373	7324107	Mamphodo Secondary	N	2	11	7	63.6	29	20	69.0	19	19	100.0	



District Name	Nat EMIS No	Centre No	Centre Name	Dinaledi	Quintile	2012			2013			2014		
						Wrote	Achieved	% Achieved	Wrote	Achieved	% Achieved	Wrote	Achieved	% Achieved
VHEMBE	928331759	7344113	Mamvuka Secondary	N	2	48	42	87.5	48	46	95.8	39	34	87.2
	928332264	7345150	Maneledzi Secondary	Y	3	115	88	76.5	132	105	79.5	124	94	75.8
	912520184	7371113	Marholeni High	N	2	57	33	57.9	115	49	42.6	65	49	75.4
	912520191	7373112	Marhorhwani-Malali High	N	3	48	41	85.4	43	37	86.0	38	37	97.4
	912520207	7372111	Marimane High	N	2	44	38	86.4	72	64	88.9	32	29	90.6
	905332030	7353161	Marude Secondary	N	3	137	104	75.9	216	191	88.4	224	158	70.5
	905331476	7343174	Masedi Combined	N	3	28	24	85.7	68	41	60.3	34	24	70.6
	928331742	7344114	Masereni Secondary	N	2	20	11	55.0	14	13	92.9	16	15	93.8
	912520241	7372114	Masiza High	N	3	59	56	94.9	118	94	79.7	65	37	56.9
	930320698	7362150	Maswie Secondary	N	2	24	21	87.5	32	31	96.9	15	13	86.7
	929311380	7324108	Matavhela Secondary	N	2	142	118	83.1	200	174	87.0	107	96	89.7
	928331469	7343115	Mathede Secondary	N	2	20	14	70.0	21	16	76.2	20	12	60.0
	911361422	7312152	Matimba Junior Secondary	N	2	63	47	74.6	44	25	56.8	71	40	56.3
	930321172	7363151	Matodzi Secondary	N	2	20	14	70.0	17	13	76.5	46	23	50.0
	930320780	7362152	Mavhangu Andries Secondary	N	2	23	20	87.0	48	38	79.2	38	36	94.7
	911361767	7311141	Mbhanyele Secondary	N	2	84	63	75.0	97	90	92.8	89	77	86.5
	930351395	7354114	Mbilwi Secondary	Y	4	421	418	99.3	478	477	99.8	403	389	96.5
	912520221	7371115	Mhelembe High	N	2	22	20	90.9	25	16	64.0	24	18	75.0
	905332842	7343190	Michael Denga Ramabulana Secondary	N	2	67	62	92.5	85	62	72.9	64	55	85.9
	930360962	7315134	Milton M.P. Fumedzeni Secondary	Y	2	118	87	73.7	126	100	79.4	106	81	76.4
	930330480	7341175	Miriyavhava Tec Secondary	N	2	56	55	98.2	53	50	94.3	132	111	84.1
	928332288	7345147	Mmilige Secondary	N	2	37	25	67.6	23	17	73.9	25	19	76.0
	902331711	7344140	Mopane Intermediate	N	2	35	34	97.1	76	71	93.4	62	55	88.7
	930361217	7314138	Movhe Secondary	N	1	29	12	41.4	28	12	42.9	19	11	57.9
	930360955	7315135	Mpandeli Secondary	Y	2	191	142	74.3	213	123	57.7	106	88	83.0
	930350071	7353142	Mpfariseni Secondary	N	1	27	19	70.4	31	25	80.6	28	19	67.9
	930310998	7321134	Mphalaleni Secondary	N	2	61	56	91.8	142	123	86.6	87	81	93.1
	911361200	7314113	Mphambo High	N	2	49	30	61.2	134	73	54.5	88	62	70.5
	930351401	7354116	Mphaphuli Secondary	Y	3	155	129	83.2	214	185	86.4	168	146	86.9
	928330350	7341116	Mphephu High	N	2	74	56	75.7	84	54	64.3	73	58	79.5
	912520238	7371116	Msengi Senior Secondary	N	2	88	61	69.3	98	57	58.2	73	65	89.0
	911361415	7312114	Mtititi Secondary	N	2	90	66	73.3	41	40	97.6	43	39	90.7
	929310684	7323109	Mubalanganyi Secondary	N	2	18	17	94.4	31	29	93.5	39	34	87.2
	928331674	7344117	Mudimeli Secondary	N	2	32	24	75.0	33	24	72.7	41	33	80.5
	930321547	7364153	Mudinane Secondary	N	2	36	30	83.3	44	40	90.9	49	44	89.8
	914351593	7355164	Muelekanyi Tshivhase Technology	N	2	10	7	70.0	13	13	100.0	6	4	66.7
	930321165	7363171	Mugoidwa Secondary	N	2	26	26	100.0	49	47	95.9	64	61	95.3
	930351296	7352150	Muhanelwa Secondary	N	2	23	15	65.2	27	17	63.0	22	13	59.1
	930351500	7355144	Muhuyuwathomba Secondary	N	2	75	63	84.0	70	70	100.0	95	84	88.4
	930351227	7351117	Mukhwantheli Secondary	N	1	120	72	60.0	124	97	78.2	120	86	71.7
930351302	7352151	Mukula High	N	2	55	36	65.5	58	37	63.8	43	35	81.4	
931352063	7352163	Mukula Intergrated	N		101	75	74.3	141	98	69.5	169	127	75.1	

District Name	Nat EMIS No	Centre No	Centre Name	Dinaledi	Quintile	2012			2013			2014		
						Wrote	Achieved	% Achieved	Wrote	Achieved	% Achieved	Wrote	Achieved	% Achieved
VHEMBE	928330855	7342118	Mulenga Secondary	N	2	44	36	81.8	100	84	84.0	87	79	90.8
	931341138	7331130	Mulima Secondary	N	2	42	39	92.9	47	39	83.0	22	20	90.9
	928330442	7341119	Mushaathoni Secondary	N	2	82	52	63.4	80	42	52.5	81	60	74.1
	902331698	7344139	Musina Secondary	N	3	157	120	76.4	155	110	71.0	218	149	68.3
	930320285	7361139	Muthamaro Secondary	N	2	17	15	88.2	26	15	57.7	44	35	79.5
	931331155	7343193	Muthuhadini Primary	N	2	52	48	92.3	82	74	90.2	55	50	90.9
	930321158	7363154	Muthurwana Secondary	N	2	61	51	83.6	51	41	80.4	65	43	66.2
	929310974	7321133	Mutshutshu Secondary	N	2	59	53	89.8	62	51	82.3	60	46	76.7
	930351234	7351119	Muvhavha Secondary	N	2	49	28	57.1	39	33	84.6	20	16	80.0
	931341121	7331133	Namadzavho Secondary	N	2	7	7	100.0	16	16	100.0	23	14	60.9
	930351715	7353101	Nazarene School Of Natural Science	N								16	10	62.5
	930320230	7361155	Ndaedzo Secondary	N	2	99	91	91.9	70	69	98.6	116	108	93.1
	931520245	7372130	Ndalamo Secondary	N	2	23	14	60.9	31	18	58.1	34	21	61.8
	930310714	7323110	Ndarien Secondary	N	1	51	43	84.3	45	35	77.8	51	34	66.7
	993301102	7311142	New Era	N		288	238	82.6	269	215	79.9	328	204	62.2
	993305200	7352164	New Generation Girls Academy	N		33	25	75.8	48	44	91.7	51	45	88.2
	911361255	7312115	Nghezimani High	N	2	46	40	87.0	66	36	54.5	50	40	80.0
	911361828	7314156	Ngula Secondary	N	2	16	14	87.5	16	13	81.3	21	14	66.7
	929310363	7322111	Niani Secondary	N	2	15	14	93.3	39	34	87.2	22	13	59.1
	911360863	7311116	Nkatini High	N	2	29	24	82.8	29	11	37.9	26	19	73.1
	928330374	7341120	Nkoneni Secondary	N	2	13	9	69.2	19	16	84.2	23	7	30.4
	930320759	7362168	Ndamuleleni Secondary	N	2	105	91	86.7	89	84	94.4	88	75	85.2
	928330473	7341121	Nnditsheni Secondary	N	1	25	19	76.0	32	21	65.6	35	24	68.6
	930330343	7341122	Nndwelweni Secondary	N	2	21	20	95.2	30	30	100.0	27	22	81.5
	928330886	7342123	Nngweni Secondary	Y	3	208	166	79.8	166	140	84.3	145	129	89.0
	930360986	7315136	Ntevhedzeni Secondary	N	2	14	4	28.6	7	4	57.1	12	5	41.7
	930351418	7354140	Nthetsheseleni Secondary	N	3	76	54	71.1	67	56	83.6	72	48	66.7
	911361446	7312117	Ntlhaveni High	N	2	77	37	48.1	54	43	79.6	35	34	97.1
	930360993	7315131	Ntodeni Secondary	N	2	53	38	71.7	30	29	96.7	50	49	98.0
	916411273	7311150	Ntsako Secondary	N	1	80	44	55.0	67	24	35.8	37	26	70.3
	930361088	7315151	Ntsendzeni Secondary	N	2	27	17	63.0	51	42	82.4	68	46	67.6
	912520269	7373118	Nwamalobye High	N	3	58	45	77.6	52	30	57.7	29	23	79.3
	911360917	7313118	Nwanati High	N	1	123	68	55.3	167	110	65.9	137	92	67.2
	916321868	7363155	Nwaridi Secondary	N	2	59	57	96.6	59	51	86.4	48	47	97.9
	929310721	7323129	Nyadzani Secondary	N	2	13	13	100.0	18	16	88.9	30	26	86.7
	905321592	7364131	Ongedacht Secondary	N	2	46	35	76.1	46	29	63.0	36	30	83.3
	931331421	7343142	Ozias Davhana Secondary	N	3	69	64	92.8	107	101	94.4	90	83	92.2
	911360849	7311119	P.P. Hlungwani High	N	1	32	30	93.8	110	105	95.5	114	108	94.7
	993304202	7342904	Paradise Maname Comb. Independent	N		4	4	100.0	10	9	90.0	8	6	75.0
	928330923	7342124	Patrick Ramaano Secondary	Y	2	188	179	95.2	296	281	94.9	248	220	88.7
905361637	7312139	Peninghotsa High	N	2	27	26	96.3	35	35	100.0	25	22	88.0	
930351425	7354120	Phaswana Secondary	N	3	73	53	72.6	61	44	72.1	50	49	98.0	

District Name	Nat EMIS No	Centre No	Centre Name	Dinaledi	Quintile	2012			2013			2014		
						Wrote	Achieved	% Achieved	Wrote	Achieved	% Achieved	Wrote	Achieved	% Achieved
VHEMBE	930330336	7341125	Phiriphiri Secondary	N	2	48	45	93.8	64	63	98.4	69	65	94.2
	929311397	7324112	Phophi Secondary	N	2	49	36	73.5	18	18	100.0	15	10	66.7
	911361453	7314120	Photani Secondary	N	2	92	64	69.6	102	84	82.4	109	68	62.4
	930321578	7364157	Radzambo Secondary	N	2	12	6	50.0	15	12	80.0	16	8	50.0
	930351449	7354139	Ralson Tshinanne Secondary	N	2	143	80	55.9	116	97	83.6	97	85	87.6
	931520276	7372131	Raluombe Secondary	N	2	39	23	59.0	44	24	54.5	34	24	70.6
	930351432	7354121	Raluswielo Secondary	N	3	88	61	69.3	47	37	78.7	69	57	82.6
	930351319	7352154	Raluvhimba Secondary	N	2	21	16	76.2	40	26	65.0	29	18	62.1
	928331681	7344126	Ramabulana Secondary	N	2	16	13	81.3	21	19	90.5	36	29	80.6
	930330367	7341127	Ramashia Secondary	N	2	43	24	55.8	50	43	86.0	41	37	90.2
	930321554	7364156	Ramauba Secondary	N	2	50	40	80.0	46	39	84.8	28	27	96.4
	929311588	7324113	Rambuda Secondary	N	2	36	26	72.2	32	32	100.0	58	42	72.4
	930351517	7355143	Ramugondo Secondary	N	2	46	22	47.8	29	26	89.7	31	21	67.7
	930361095	7315129	Ranndogwana Secondary	N	1	47	42	89.4	36	28	77.8	51	36	70.6
	993303202	7331142	Rasila Secondary	N	2	44	19	43.2	27	22	81.5	10	6	60.0
	929310424	7322114	Ratshibvumo Secondary	N	2	30	27	90.0	73	52	71.2	49	43	87.8
	930321134	7363158	Ratshikwekwete Secondary	N	2	41	37	90.2	55	44	80.0	37	33	89.2
	929311403	7324115	Ratshilumela Secondary	N	2	28	21	75.0	34	30	88.2	29	24	82.8
	929310387	7322116	Ratshisase Secondary	N	2	81	66	81.5	90	72	80.0	36	33	91.7
	928331452	7343134	Ravuhali Secondary	N	2	20	9	45.0	30	21	70.0	11	6	54.5
	911361460	7314157	Rhabela Secondary	N	2	22	16	72.7	18	15	83.3	24	15	62.5
	911360924	7313121	Ripambeta High	N	2	75	59	78.7	124	74	59.7	70	63	90.0
	929332041	7343192	Rivoni School For The Blind	N		6	4	66.7	10	9	90.0	5	5	100.0
	905332516	7343159	Rivubye High	N	2	63	42	66.7	84	57	67.9	47	41	87.2
	929311342	7324117	Robert Mbulungeni Secondary	N	3	25	18	72.0	26	22	84.6	35	22	62.9
	912520306	7371121	Russel Bungeni High	N	2	100	68	68.0	102	63	61.8	66	46	69.7
	930351241	7351122	Sam Mavhina Secondary	N	2	35	23	65.7	35	22	62.9	21	16	76.2
	930320278	7361134	Shayandima Secondary	N	3	58	56	96.6	77	67	87.0	72	67	93.1
	911361477	7314126	Shigamani High	N	2	32	26	81.3	49	37	75.5	30	24	80.0
	911360931	7313122	Shikundu High	N	2	100	80	80.0	81	68	84.0	107	89	83.2
	912520313	7372122	Shinguwa High	N	2	73	55	75.3	64	49	76.6	59	43	72.9
	911360818	7311123	Shingwedzi Secondary	N	3	211	171	81.0	187	116	62.0	226	144	63.7
	911360825	7311124	Shirilele Secondary	N	2	106	72	67.9	117	80	68.4	98	61	62.2
	911361408	7312125	Shitlhangoma Secondary	N	2	28	26	92.9	51	37	72.5	44	38	86.4
	930320681	7362159	Shondoni Secondary	N	2	38	25	65.8	28	18	64.3	23	22	95.7
	930351326	7352155	Silemale Secondary	N	2	109	72	66.1	88	75	85.2	90	67	74.4
	928332257	7345145	Sinthumule Secondary	N	2	144	108	75.0	156	144	92.3	142	120	84.5
	928331490	7343144	Sinugani Secondary	N	2	46	40	87.0	36	20	55.6	40	28	70.0
	928331384	7343128	Solomon Maelula Secondary	N	2	32	24	75.0	50	34	68.0	39	32	82.1
	929311045	7324138	St. Augustine Residential	N		30	30	100.0	32	32	100.0	48	46	95.8
993304501	7345192	Sukumani-Kundani Secondary	N	2	6	5	83.3	16	9	56.3	15	9	60.0	
930310707	7323118	Sumbana Secondary	N	1	30	27	90.0	22	19	86.4	30	21	70.0	
928332332	7345143	Swobani Secondary	N	2	17	11	64.7	13	7	53.8	24	7	29.2	
928332592	7345140	Swongozwi Secondary	N	2	40	30	75.0	31	27	87.1	25	22	88.0	

District Name	Nat EMIS No	Centre No	Centre Name	Dinaledi	Quintile	2012			2013			2014		
						Wrote	Achieved	% Achieved	Wrote	Achieved	% Achieved	Wrote	Achieved	% Achieved
VHEMBE	930320261	7361140	Thambatshira Secondary	N	2	28	13	46.4	31	26	83.9	26	25	96.2
	911361862	7311156	Thambisa Secondary	N	2	56	47	83.9	48	21	43.8	45	29	64.4
	930351258	7351126	Thase Secondary	N	1	72	45	62.5	58	52	89.7	45	43	95.6
	930310950	7321135	Thathe Secondary	N	2	33	16	48.5	21	14	66.7	25	21	84.0
	929311434	7324119	Thengwe Secondary	Y	3	287	285	99.3	343	340	99.1	285	278	97.5
	995502102	7371901	Theocentric Christian College	N		11	7	63.6	8	6	75.0	4	3	75.0
	930351333	7352152	Thinashaka Secondary	N	2	63	42	66.7	65	50	76.9	72	48	66.7
	930351272	7351127	Thivhilaeli Secondary	N	2	94	63	67.0	116	80	69.0	55	38	69.1
	930350064	7353128	Thohoyandou Secondary	Y	3	208	204	98.1	195	191	97.9	147	134	91.2
	930350057	7353136	Thohoyandou Technical High	Y	4	142	131	92.3	221	199	90.0	218	185	84.9
	930350019	7353129	Thusalushaka Secondary	N	2	28	10	35.7	20	18	90.0	21	19	90.5
	931341015	7331134	Thwalima Secondary	N	2	52	34	65.4	91	44	48.4	71	42	59.2
	912521565	7373133	Tiyani Secondary	N	2	103	62	60.2	171	129	75.4	89	78	87.6
	929311427	7324120	Todani Secondary	N	2	48	45	93.8	65	58	89.2	82	68	82.9
	929311007	7321121	Tombolagole Secondary	N	1	55	33	60.0	29	23	79.3	34	18	52.9
	930361101	7315132	Tondalushaka Secondary	N	2	46	31	67.4	44	38	86.4	44	33	75.0
	930351524	7355146	Tshadama Secondary	N	2	24	23	95.8	39	34	87.2	50	43	86.0
	928330381	7341179	Tshala Secondary	N	2	32	17	53.1	21	15	71.4	30	27	90.0
	928330978	7342183	Tshamakwatini Secondary	N	2	40	32	80.0	49	41	83.7	62	43	69.4
	928331650	7344129	Tshianane Secondary	N	2	40	35	87.5	34	34	100.0	47	40	85.1
	931331506	7343152	Tshiwelo Secondary	N	3	40	39	97.5	66	51	77.3	47	38	80.9
	930351340	7352153	Tshidimbini Secondary	N	2	55	41	74.5	68	45	66.2	57	37	64.9
	930320711	7362160	Tshiemuemu Secondary	N	2	29	18	62.1	51	45	88.2	42	34	81.0
	928330459	7341130	Tshifhena Secondary	N	2	72	55	76.4	54	44	81.5	71	58	81.7
	931520337	7372128	Tshiitwa Secondary	Y	2	117	94	80.3	138	117	84.8	116	97	83.6
	930350040	7353133	Tshikevha Christian Secondary	N		53	48	90.6	78	77	98.7	67	62	92.5
	921520344	7372126	Tshikhuthula Secondary	N	2	39	34	87.2	69	59	85.5	67	63	94.0
	929310394	7322122	Tshikundamalema Secondary	N	2	39	24	61.5	64	53	82.8	44	39	88.6
	930351265	7351131	Tshilala Secondary	N	2	82	35	42.7	63	57	90.5	32	28	87.5
	930320308	7361167	Tshilavhutume Secondary	N	2				13	9	69.2	6	5	83.3
	928330404	7341131	Tshilogoni Secondary	N	2	39	37	94.9	61	55	90.2	63	55	87.3
	930321196	7363161	Tshimbupfe Secondary	N	2	40	33	82.5	37	32	86.5	28	28	100.0
	931520320	7373132	Tshinange Secondary	N	2	63	53	84.1	77	66	85.7	64	58	90.6
	930321530	7364162	Tshinavhe Secondary	N	2	39	24	61.5	35	23	65.7	53	39	73.6
	930321264	7363163	Tshipakoni Secondary	N	2	64	35	54.7	53	42	79.2	66	59	89.4
	930320766	7362164	Tshipetane Secondary	N	2	24	20	83.3	28	21	75.0	19	15	78.9
	928332349	7345173	Tshirululuni Secondary	N	2	14	8	57.1	10	9	90.0	10	5	50.0
	928332295	7345176	Tshiungulela Secondary	N	2	42	30	71.4	55	37	67.3	49	31	63.3
	930351531	7355145	Tshivhase Secondary	Y	2	263	249	94.7	392	384	98.0	295	257	87.1
	930350026	7353124	Tshivhidzo Masiagwala Secondary	N	3	43	22	51.2	23	17	73.9	16	15	93.8
929311410	7324130	Tshiwangamatembele Secondary	N	2	35	15	42.9	52	43	82.7	48	44	91.7	
928330947	7342132	Tswime Secondary	N	2	63	19	30.2	22	16	72.7	11	8	72.7	
929311441	7324126	Vele Secondary	N	2	46	42	91.3	43	40	93.0	48	45	93.8	

District Name	Nat EMIS No	Centre No	Centre Name	Dinaledi	Quintile	2012			2013			2014		
						Wrote	Achieved	% Achieved	Wrote	Achieved	% Achieved	Wrote	Achieved	% Achieved
VHEMBE	928330862	7342178	Veelambeu Secondary School	N	2				19	18	94.7	7	7	100.0
	930321561	7364165	Vhafamadi Secondary	N	2	51	37	72.5	60	44	73.3	85	79	92.9
	931341022	7331128	Vhaluvhu Secondary	N	2	40	22	55.0	60	46	76.7	48	26	54.2
	905321585	7364166	Vhudzani Secondary	N	2	32	24	75.0	85	43	50.6	52	34	65.4
	928330930	7342133	Vhulaudzi Secondary	N	2	62	30	48.4	40	26	65.0	54	34	63.0
	930330428	7341135	Vhusendeka Secondary	N	2	20	17	85.0	14	9	64.3	23	15	65.2
	930310981	7321136	Vhutavhatsindi Secondary	N	2	27	20	74.1	38	29	76.3	46	34	73.9
	929311433	7324101	Vision Independent Combined	N		24	14	58.3	31	17	54.8	8	5	62.5
	930361001	7315158	Vuvumutshena Secondary	N	1	34	21	61.8	26	21	80.8	26	20	76.9
	931332523	7343156	Waternal High	N	3	77	57	74.0	66	58	87.9	66	60	90.9
	930351456	7354134	William Themeli Secondary	N	2	52	33	63.5	46	24	52.2	37	28	75.7
	993304502	7345901	Wilmory Christian Learning Centre	N		9	6	66.7	18	18	100.0	23	21	91.3
	993305101	7351159	Wisdom Combined	N		44	18	40.9	7	2	28.6	13	3	23.1
	905361620	7314148	Ximunwana	N	1	83	77	92.8	76	73	96.1	76	64	84.2
	912520351	7373124	Yingwani-Ribungwani High	N	2	34	16	47.1	32	23	71.9	28	19	67.9
930352075	7355165	Zwithuzwawhudi Secondary	N	2	40	25	62.5	36	21	58.3	25	25	100.0	
WATERBERG	921121945	7123101	Alfred B. Makapan High	N	2	53	27	50.9	77	62	80.5	72	52	72.2
	908110020	7143166	Baitswe Secondary	N	2	18	10	55.6	19	13	68.4	29	17	58.6
	921142454	7111101	Bakenberg High	N	2	125	67	53.6	107	72	67.3	101	42	41.6
	921140045	7112102	Bathokwa Secondary	N	1	19	18	94.7	28	25	89.3	29	23	79.3
	991104502	7135116	Bathopele Secondary	N	2	27	18	66.7	38	33	86.8	50	39	78.0
	921110075	7144103	Bathalerwa High	N	2	44	40	90.9	46	36	78.3	34	24	70.6
	910130048	7135101	Bela-Bela Secondary	N	3	82	59	72.0	91	64	70.3	135	70	51.9
	921120058	7121102	Ben Hlongwane Secondary	N	2	29	15	51.7	50	36	72.0	55	33	60.0
	906110099	7141107	Boithuto Intermediate	N	1	10	6	60.0	8	6	75.0	9	3	33.3
	921141956	7111163	Charles Marakalala Secondary	N	2	24	18	75.0	18	14	77.8	20	12	60.0
	921120102	7121103	D.G. Tsebe High	N	3	31	24	77.4	57	37	64.9	52	42	80.8
	921140090	7111104	Dennis Matlhabai Secondary	N	2	54	30	55.6	76	38	50.0	88	47	53.4
	921110129	7143163	Diammona Secondary	N	2	21	11	52.4	29	9	31.0	28	15	53.6
	921110136	7144157	Dimpe Secondary	N	2	25	14	56.0	31	17	54.8	21	18	85.7
	921120164	7121105	E.D.L. Rampola Secondary	N	3	56	37	66.1	85	61	71.8	53	41	77.4
	921120157	7121104	Ebenezer Secondary	N	3	143	122	85.3	176	149	84.7	200	124	62.0
	921121969	7121150	Fred Ledwaba Secondary	N	3	61	41	67.2	104	74	71.2	89	52	58.4
	921141840	7111105	George Langa Senior Secondary	N	2	41	24	58.5	34	32	94.1	40	34	85.0
	921141932	7114106	George Masibe Secondary	N	1	33	22	66.7	40	26	65.0	32	9	28.1
	921121952	7121107	Gobela High	N	2	16	14	87.5	5	5	100.0	10	10	100.0
	921120256	7121108	Gojela High	N	3	89	67	75.3	124	79	63.7	104	71	68.3
	909132044	7133116	Groenvlei Secondary	N	1	14	13	92.9	21	16	76.2	25	19	76.0
	921120270	7125154	Gwenane Secondary	N	2	55	34	61.8	75	51	68.0	48	35	72.9
906120300	7125902	Hebron Model	N		70	42	60.0	56	54	96.4	58	56	96.6	
908110198	7142102	Hoerskool Ellisras	N	5	152	141	92.8	151	141	93.4	138	123	89.1	
909131997	7133103	Hoerskool Frikkie Meyer	N	5	174	164	94.3	176	173	98.3	193	192	99.5	

District Name	Nat EMIS No	Centre No	Centre Name	Dinaledi	Quintile	2012			2013			2014		
						Wrote	Achieved	% Achieved	Wrote	Achieved	% Achieved	Wrote	Achieved	% Achieved
WATERBERG	906120324	7124110	Hoerskool Hans Strijdom	N	5	62	56	90.3	65	59	90.8	82	77	93.9
	907130321	7132108	Hoerskool Nylstroom	N	5	127	125	98.4	143	141	98.6	120	117	97.5
	906120331	7125134	Hoerskool Piet Potgieter	N	5	168	153	91.1	140	134	95.7	112	109	97.3
	910130338	7135112	Hoerskool Warmbad	N	5	130	130	100.0	119	119	100.0	107	106	99.1
	991104401	7134102	Itireleng Secondary	N	2	12	9	75.0	15	11	73.3	12	8	66.7
	921142539	7111153	J.M. Gwangwa Senior Secondary	N	2	23	14	60.9	23	14	60.9	11	10	90.9
	921140199	7114107	John Manganye Secondary	N	2	11	5	45.5	10	3	30.0	10	6	60.0
	906120409	7121111	John Petro Secondary	N	2	19	13	68.4	27	24	88.9	45	18	40.0
	921120430	7121112	Kgaba Secondary	N	2	19	15	78.9	28	25	89.3	35	24	68.6
	921142102	7113167	Kgabedi Secondary	N	2	12	7	58.3	9	9	100.0	10	7	70.0
	921142126	7113108	Kgakgathu Secondary	N	2	44	11	25.0	52	28	53.8	45	5	11.1
	921120478	7125113	Kgati Ya Moshate Public Secondary	N	2	53	27	50.9	65	44	67.7	48	32	66.7
	921142447	7112154	Kgaubothale Senior Secondary	N	2	11	6	54.5	11	9	81.8	15	8	53.3
	921140274	7114109	Kgokari Secondary	N	2	49	20	40.8	37	23	62.2	21	17	81.0
	921142409	7113110	Kgolodi High	N	2	29	21	72.4	27	21	77.8	27	19	70.4
	921111474	7143171	Kodupo Secondary	N	2	19	8	42.1	29	20	69.0	12	7	58.3
	921142430	7111162	Kolobe Ramasobana Secondary	N	2	30	22	73.3	22	18	81.8	27	22	81.5
	921250300	7113157	Kubushe Secondary	N	2	21	7	33.3	19	17	89.5	18	15	83.3
	906141727	7114111	Lamola Senior Secondary	N	1	29	5	17.2	25	8	32.0	24	12	50.0
	921120546	7122114	Langalibalele Secondary	N	2	53	25	47.2	34	30	88.2	38	17	44.7
	921120577	7123146	Lekwa Secondary	N	2	61	15	24.6	26	22	84.6	16	14	87.5
	921120584	7123115	Leleso Senior Secondary	N	2	14	5	35.7	15	7	46.7	13	7	53.8
	921142393	7114112	Lemetja Secondary	N	1	40	18	45.0	35	26	74.3	9	9	100.0
	921141833	7111113	Lephadimisha Senior Secondary	N	2	38	23	60.5	46	31	67.4	22	16	72.7
	907131973	7134117	Leseding Secondary	N	2	19	13	68.4	46	32	69.6	42	28	66.7
	906120621	7124150	Letamong Combined	N	1	20	1	5.0	14	7	50.0	26	14	53.8
	921111450	7143168	Letupu Secondary	N	2	31	28	90.3	58	36	62.1	44	27	61.4
	921120959	7122147	M.C. Langa Secondary	N	1	24	3	12.5	10	6	60.0	9	8	88.9
	909132006	7133104	Mabogopedi High	N	1	74	40	54.1	102	39	38.2	93	46	49.5
	921120690	7123117	Madikwe Secondary	N	2	50	14	28.0	84	32	38.1	48	17	35.4
	921141994	7113114	Mafasa Secondary	N	2	25	20	80.0	27	25	92.6	23	21	91.3
	921110457	7144115	Majadibodu Secondary	N	2	53	24	45.3	56	28	50.0	63	36	57.1
	921120751	7122119	Makgenene High	N	1	59	12	20.3	57	45	78.9	31	25	80.6
	906121877	7124118	Makhutjisha Senior Secondary	N	2	63	43	68.3	108	88	81.5	99	91	91.9
	920212742	7141106	Malebo Senior Secondary	N	2	46	37	80.4	60	51	85.0	31	31	100.0
	921140564	7111116	Malemocha High	N	2	44	20	45.5	34	18	52.9	23	17	73.9
	921120782	7122120	Maleya Senior Secondary	N	2	27	20	74.1	36	30	83.3	30	24	80.0
	921110501	7143117	Mananye Secondary	N	2	59	39	66.1	65	38	58.5	42	28	66.7
	910130789	7135114	Maope Secondary	N	3	98	60	61.2	125	89	71.2	114	82	71.9
	921120836	7123122	Mapanolla Secondary	N	1	25	17	68.0	36	19	52.8	12	12	100.0
921120881	7122123	Maserunyane High	N	2	61	21	34.4	25	11	44.0	31	23	74.2	
921140632	7114118	Mashamaite Senior Secondary	N	1	31	19	61.3	22	18	81.8	16	11	68.8	
921421027	7114119	Mashobela Secondary	N	2	20	10	50.0	28	19	67.9	29	18	62.1	

District Name	Nat EMIS No	Centre No	Centre Name	Dinaledi	Quintile	2012			2013			2014		
						Wrote	Achieved	% Achieved	Wrote	Achieved	% Achieved	Wrote	Achieved	% Achieved
WATERBERG	921141918	7114120	Mashubashuba Secondary	N	2	36	5	13.9	26	4	15.4	13	7	53.8
	921120898	7123124	Masodi Secondary	N	3	105	51	48.6	130	58	44.6	87	53	60.9
	921120911	7122140	Matanta Secondary	N	2	44	13	29.5	36	25	69.4	30	27	90.0
	921142423	7112121	Matatane Secondary	N	2	17	13	76.5	25	18	72.0	29	12	41.4
	921142416	7112122	Mathulamisha High	N	2	39	35	89.7	40	38	95.0	49	44	89.8
	921110549	7143167	Mathulasera Secondary	N	2	9	7	77.8	10	3	30.0	13	9	69.2
	921140731	7112123	Matopa Senior Secondary	N	2	28	14	50.0	44	25	56.8	29	26	89.7
	921110570	7144124	Matshwara Secondary	Y	2	72	52	72.2	97	52	53.6	48	32	66.7
	921110587	7143164	Matsiababa Secondary	N	2	9	6	66.7	12	10	83.3	18	10	55.6
	921120935	7123125	Matsibe High	N	2	41	19	46.3	36	22	61.1	28	19	67.9
	921140748	7111125	Matsogella Senior Secondary	N	2	30	27	90.0	37	29	78.4	29	21	72.4
	921140755	7111152	Mawele Secondary	N	1	19	16	84.2	18	15	83.3	23	12	52.2
	921110594	7143126	Mazwe Secondary	N	2	25	11	44.0	26	17	65.4	22	12	54.5
	907130833	7134107	Meetsetshehla Secondary	N	2	76	56	73.7	73	69	94.5	63	51	81.0
	921121990	7123126	Mmadikana Secondary	N	2	87	56	64.4	76	43	56.6	67	36	53.7
	921142515	7113127	Mmamopi High	N	1	18	8	44.4	30	15	50.0	34	28	82.4
	921120997	7122127	Mmantutule Secondary	N	2	82	62	75.6	54	53	98.1	76	58	76.3
	921121006	7122128	Mmatedu Secondary	N	1	21	17	81.0	27	20	74.1	37	31	83.8
	921111634	7144158	Mmay Secondary	N	2	18	11	61.1	20	10	50.0	29	17	58.6
	921121013	7123148	Mmolawa Secondary	N	1	12	5	41.7	18	12	66.7	17	8	47.1
	907130994	7134113	Mohlakamotala High	N	2	46	34	73.9	48	31	64.6	34	33	97.1
	921142041	7113165	Mokgalaka Molemole Senior Secondary	N	2	15	9	60.0	14	7	50.0	9	6	66.7
	921110679	7144159	Mokonenkwenoko Secondary	N	2	49	24	49.0	45	32	71.1	38	29	76.3
	991102201	7122903	Mokotli - Ntlakana Secondary	N		109	34	31.2	98	30	30.6	74	31	41.9
	921142362	7112129	Mookamedi Secondary	N	2	31	22	71.0	22	15	68.2	25	17	68.0
	921110709	7144160	Morakolo Secondary	N	2	48	30	62.5	51	37	72.5	45	40	88.9
	907131065	7134115	Moshia Secondary	N	1	12	8	66.7	14	14	100.0	11	8	72.7
	922250775	7113129	Motjere High	N	2	60	40	66.7	49	44	89.8	60	50	83.3
	921110754	7143130	Motlhajwa Secondary	N	2	24	6	25.0	28	20	71.4	17	7	41.2
	921142379	7113131	Mpadi Secondary	N	2	33	2	6.1	45	5	11.1	17	6	35.3
	921111573	7141132	Mpedi High	N	2	25	21	84.0	23	18	78.3	21	18	85.7
	921110815	7141162	Mphari Secondary	N	1	31	31	100.0	39	36	92.3	29	29	100.0
	921250782	7113155	Mphokeng Secondary	N	2	36	11	30.6	31	15	48.4	26	10	38.5
	921121167	7122131	Mphunye Senior Secondary	N	2	70	27	38.6	54	37	68.5	48	42	87.5
	921121174	7123130	Mpirwabirwa Senior Secondary	N	1	33	8	24.2	28	21	75.0	43	7	16.3
	921140908	7113134	Nakonkwelou Secondary	N	2	35	12	34.3	40	18	45.0	23	17	73.9
	909131164	7133101	Naletsana Primary	N	1	12	7	58.3	18	9	50.0	14	6	42.9
	921121204	7125132	Nkakabidi Secondary	N	2	54	20	37.0	27	12	44.4	33	27	81.8
	921140953	7112135	Nkgoru High	N	2	33	23	69.7	41	28	68.3	25	18	72.0
	921250829	7113133	Nkobo Secondary	N	2	23	6	26.1	30	17	56.7	28	15	53.6
921140984	7112136	Nkube Secondary	N	2	24	14	58.3	24	15	62.5	33	17	51.5	
991102503	7125901	North Crest Academy	N		132	80	60.6	81	64	79.0	42	37	88.1	
910133033	7131118	Northam Comprehensive	N	1	49	36	73.5	35	28	80.0	79	44	55.7	

District Name	Nat EMIS No	Centre No	Centre Name	Dinaledi	Quintile	2012			2013			2014		
						Wrote	Achieved	% Achieved	Wrote	Achieved	% Achieved	Wrote	Achieved	% Achieved
WATERBERG	921121198	7121133	Ntata Secondary	N	2	27	22	81.5	22	19	86.4	31	24	77.4
	921142010	7113137	Nthuba High	N	2	101	30	29.7	65	40	61.5	68	49	72.1
	921142058	7113138	Paledi Secondary	N	2	34	14	41.2	23	16	69.6	22	11	50.0
	907131270	7132109	Phagameng High	N	3	67	62	92.5	114	75	65.8	176	127	72.2
	921141901	7114139	Phahlaphahla	N	2	27	16	59.3	29	22	75.9	18	14	77.8
	991102203	7122148	Phaladingoe Technical High School	N	5							11	8	72.7
	908110860	7142110	Phegelelo High	Y	1	58	33	56.9	62	49	79.0	42	28	66.7
	921142119	7113141	Pirwana Secondary	N	2	21	18	85.7	19	18	94.7	18	13	72.2
	921142706	7113140	Pt Matlala Secondary	N	2	17	14	82.4	21	21	100.0	18	17	94.4
	908111535	7144170	Raboditse Secondary	N	2	17	2	11.8	16	11	68.8	8	2	25.0
	921111436	7143172	Radinong Secondary	N	2	55	18	32.7	25	11	44.0	40	17	42.5
	910131348	7135106	Raeleng Secondary	N	3	40	16	40.0	56	16	28.6	40	20	50.0
	921141079	7112142	Rakudubane Secondary	N	1	32	16	50.0	28	15	53.6	27	25	92.6
	921142355	7113143	Raleledu Senior Secondary	N	2	79	22	27.8	78	35	44.9	55	39	70.9
	921121327	7123135	Ramokgabudi Secondary	Y	2	61	49	80.3	82	57	69.5	56	44	78.6
	921141116	7112155	Ramollwane Senior Secondary	N	2	22	13	59.1	25	18	72.0	20	16	80.0
	921111443	7143173	Raserite Secondary	N	2	45	21	46.7	34	25	73.5	26	22	84.6
	906121822	7124149	Roedtan Combined	N	2	15	2	13.3	6	4	66.7	8	6	75.0
	921142195	7114164	Segoboko Secondary	N	1	43	13	30.2	22	5	22.7	18	13	72.2
	921121389	7122136	Sekoba Secondary	N	2	57	11	19.3	35	18	51.4	28	13	46.4
	921142773	7112144	Senwane Secondary	N	1	23	7	30.4	13	7	53.8	16	10	62.5
	921111054	7144145	Seoketseng Secondary	N	2	8	8	100.0	14	14	100.0	20	20	100.0
	921111061	7141146	Sephuthi Senior Secondary	N	2	49	43	87.8	41	40	97.6	37	36	97.3
	921142522	7111165	Serema High	N	2	37	18	48.6	40	30	75.0	77	31	40.3
	921121402	7122137	Seritarita Secondary	N	2	96	42	43.8	121	81	66.9	53	47	88.7
	921141734	7112147	Seshoattha Senior Secondary	N	2	29	7	24.1	40	31	77.5	20	14	70.0
	921142188	7114148	Seshoka Senior Secondary	N	1	27	13	48.1	22	12	54.5	20	10	50.0
	921111078	7144169	Sethula Secondary	N	2	13	2	15.4	17	2	11.8	7	0	0.0
	910131560	7132111	Settlers Agricultural High	N	5	71	69	97.2	83	79	95.2	92	90	97.8
	921142072	7113149	Sewelabatho Commercial High	N	2	23	5	21.7	29	12	41.4	23	2	8.7
	921141284	7111150	Siyakheleni Secondary	N	1	50	19	38.0	32	29	90.6	34	28	82.4
	991104200	7132115	Solomon Mahlangu Secondary	N	3	113	22	19.5	62	27	43.5	60	30	50.0
	921121433	7121138	Somavugha Secondary	N	2	36	27	75.0	44	42	95.5	32	28	87.5
	921121976	7125151	Sterkrivier Combined	N	1	9	3	33.3	4	2	50.0	5	1	20.0
	921121464	7123139	Tetema Secondary	N	3	82	18	22.0	60	28	46.7	29	15	51.7
	921111115	7144161	Thabang Secondary	N	2	10	5	50.0	18	14	77.8	9	9	100.0
	906111559	7142112	Tielelo Secondary School	N	1							32	27	84.4
	921121471	7122142	Tjitjila Secondary	N	2	42	31	73.8	50	41	82.0	32	21	65.6
	921141321	7114151	Tlou Matlala Secondary	N	2	23	16	69.6	14	12	85.7	15	14	93.3
	922251984	7113166	Tshebedi Junior Secondary	N	2	21	2	9.5	16	4	25.0	17	9	52.9



District Name	Nat EMIS No	Centre No	Centre Name	Dinaledi	Quintile	2012			2013			2014		
						Wrote	Achieved	% Achieved	Wrote	Achieved	% Achieved	Wrote	Achieved	% Achieved
WATERBERG	906111788	7143174	Tshireletso Secondary	N	2	24	15	62.5	26	21	80.8	30	18	60.0
	910131775	7132113	Ulando Combined	N	1	16	6	37.5	21	19	90.5	24	5	20.8
	991104402	7135115	Vingerkraal Secondary	N	1	18	16	88.9	7	6	85.7	13	12	92.3
	906121549	7125143	Waterberg High	Y	5	103	103	100.0	96	96	100.0	90	90	100.0
	906121556	7125144	Weenen Combined	N	1	50	27	54.0	41	22	53.7	55	27	49.1

## 7.6 MPUMALANGA



Districts Name	Nat EMIS No	Centre No	Centre Name	Dinaledi	Quintile	2012			2013			2014		
						Wrote	Achieved	% Achieved	Wrote	Achieved	% Achieved	Wrote	Achieved	% Achieved
BOHLABELA	800034962	6415792	Acornhoek Academy	N		132	86	65.2	145	114	78.6	102	87	85.3
	800034879	6415508	Alfred Matshine Commercial	N	1	95	66	69.5	112	87	77.7	95	70	73.7
	800034907	6415602	Babinatau Senior Secondary	N	1	16	13	81.3	21	15	71.4	21	12	57.1
	800035049	6436510	Bakutswe High	N	1	25	18	72.0	24	22	91.7	35	33	94.3
	800034880	6415509	Ben Matloshe High	N	1	13	13	100.0	17	16	94.1	25	22	88.0
	800034881	6415506	Ben W Mashego Secondary	N	1	40	23	57.5	33	13	39.4	18	18	100.0
	800035148	6426302	Bombani Senior Secondary	N	1	85	65	76.5	103	78	75.7	84	45	53.6
	800035180	6436701	Bondzeni High	N	1	41	29	70.7	60	41	68.3	31	26	83.9
	800035181	6436709	Bunny Khosa High	N	1	165	127	77.0	178	106	59.6	125	111	88.8
	800035079	6426101	Bushbuckridge Secondary	N	2	134	88	65.7	149	100	67.1	136	94	69.1
	800035091	6436603	Chayaza Secondary	N	2	84	73	86.9	117	95	81.2	99	82	82.8
	800035021	6415802	Dayimani High	N	1	71	66	93.0	77	74	96.1	69	69	100.0
	800035121	6426204	Ditau Secondary	N	2	147	90	61.2	137	73	53.3	119	67	56.3
	800035082	6426104	Diwiti Secondary	N	2	19	12	63.2	29	18	62.1	19	10	52.6
	800035022	6415803	Dlumana High	N	1	50	36	72.0	66	53	80.3	50	37	74.0
	800035092	6436601	Dumisani High	N	1	146	127	87.0	166	160	96.4	163	125	76.7
	800035150	6426310	Dumphies Combined	N	1	35	23	65.7	38	26	68.4	49	26	53.1
	800035122	6426207	E.S. Malele Secondary	N	1	42	21	50.0	29	12	41.4	19	7	36.8
	800035151	6426312	Eric Nxumalo High	N	1	139	75	54.0	167	88	52.7	120	95	79.2
	800035023	6415801	Frank Maghinyana High	N	1	135	112	83.0	149	138	92.6	163	118	72.4
	800034939	6426007	Freddy Sithole High	N	1	77	77	100.0	113	97	85.8	114	103	90.4
	800034966	6415704	Germans Chiloane High	N	1	72	32	44.4	87	55	63.2	114	43	37.7
	800035093	6436609	Gezingqondo Secondary	N	2	74	32	43.2	34	19	55.9	47	30	63.8
	800035154	6426309	Godide High	N	1	43	17	39.5	39	29	74.4	39	27	69.2
	800035053	6436509	Halemela Secondary	N	2	16	8	50.0	14	11	78.6	13	12	92.3
	800035189	6436708	Hlomani Secondary	Y	1	110	68	61.8	159	90	56.6	86	78	90.7
	800028597	6436810	Hlong Secondary School	N	2	112	49	43.8	92	45	48.9	80	26	32.5
	800034993	6436408	Hobo Secondary	N	1	48	22	45.8	40	33	82.5	30	13	43.3
	800035460	6415793	Hoedspruit Independent College	N		66	50	75.8	62	55	88.7	49	41	83.7
	800005868	6436902	Hoerskool Lydenburg	N	5	170	169	99.4	206	205	99.5	153	153	100.0
	800005975	6436808	Hoerskool Sybrand Van Niekerk	N	5	124	120	96.8	123	123	100.0	109	108	99.1
	800034995	6436407	Hoyohoyo Senior Secondary	N	2	53	37	69.8	36	23	63.9	70	35	50.0
	800035191	6436707	Ian Mackenzi High	N	1	88	61	69.3	42	40	95.2	48	43	89.6
	800034996	6436406	James Khosa Senior Secondary	N	2	43	37	86.0	39	34	87.2	53	42	79.2
800034857	6415491	Jubilee English Medium	N		10	6	60.0	11	4	36.4	22	12	54.5	
800028605	6436802	Kadishi Secondary School	N	2	48	25	52.1	59	36	61.0	37	36	97.3	
800034885	6415502	Keledi Senior Secondary	N	1	98	49	50.0	67	36	53.7	25	25	100.0	
8000351	6436792	Khayimani Independent College	N		48	28	58.3	81	57	70.4	64	37	57.8	
800034941	6426009	Kufakwezwe Secondary School	N	1	49	38	77.6	38	36	94.7	30	30	100.0	

Districts Name	Nat EMIS No	Centre No	Centre Name	Dinaledi	Quintile	2012			2013			2014		
						Wrote	Achieved	% Achieved	Wrote	Achieved	% Achieved	Wrote	Achieved	% Achieved
BOHLABELA	800035057	6436508	L.M. Mokoena High	N	2	62	42	67.7	57	44	77.2	48	39	81.3
	800035058	6436507	Lamulelani High	N	2	81	48	59.3	67	34	50.7	58	25	43.1
	800034831	6425908	Langa Secondary	N	1	94	52	55.3	118	89	75.4	68	37	54.4
	800035613	6426209	Leaders Of Destiny	N					49	25	51.0	85	55	64.7
	800035125	6426206	Lehlasedi High	Y	2	134	92	68.7	206	130	63.1	157	145	92.4
	800034859	6415401	Lekete High	N	1	120	76	63.3	108	89	82.4	77	70	90.9
	800034860	6415402	Lethipele Senior Secondary	N	1	85	24	28.2	58	34	58.6	57	32	56.1
	800035127	6426202	Letsehele Senior Secondary	N	1	135	83	61.5	139	67	48.2	146	106	72.6
	800028613	6436809	Lm Kganane Secondary School	N	1	80	55	68.8	106	89	84.0	72	52	72.2
	800035195	6436706	Luka High	N	1	96	52	54.2	108	70	64.8	52	38	73.1
	800035098	6436608	M.L. Nkuna High	N	2	156	113	72.4	124	75	60.5	133	121	91.0
	800034861	6415403	Maakere High	N	1	57	34	59.6	60	22	36.7	84	31	36.9
	800035196	6436705	Mabarhule High	N	1	212	83	39.2	91	78	85.7	51	51	100.0
	800034832	6425902	Machaye Senior Secondary	N	1	50	22	44.0	31	27	87.1	34	26	76.5
	800035197	6436704	Madiba High	N	1	83	48	57.8	68	48	70.6	46	33	71.7
	800034915	6415603	Madizi Secondary	N	1	76	34	44.7	70	41	58.6	48	36	75.0
	800035198	6436703	Madlala High	N	1	108	86	79.6	93	81	87.1	106	87	82.1
	800035099	6436607	Madzuma High	N	2	56	38	67.9	81	62	76.5	62	55	88.7
	800035157	6426305	Maefemani Nxumalo Secondary	N	2	125	83	66.4	115	98	85.2	108	92	85.2
	800035083	6426103	Magabotse Secondary	N	2	62	37	59.7	65	50	76.9	57	31	54.4
	800035158	6426308	Magigwana Secondary	N	1	86	72	83.7	74	72	97.3	133	127	95.5
	800034971	6415706	Magwagwaza Secondary	N	1	131	69	52.7	99	64	64.6	108	64	59.3
	800034972	6415701	Mahashe Secondary	N	1	142	66	46.5	121	69	57.0	132	78	59.1
	800035027	6415809	Mahlale High	N	1	147	108	73.5	185	140	75.7	240	221	92.1
	800035160	6426307	Mahuvo Secondary	N	1	59	35	59.3	78	39	50.0	53	50	94.3
	800034892	6415501	Makata High	N	1	81	25	30.9	37	30	81.1	28	14	50.0
	800035100	6436606	Makhosana Manzini High	Y	1	117	63	53.8	122	92	75.4	170	137	80.6
	800028621	6436805	Makuke Secondary School	N	2	60	34	56.7	52	21	40.4	46	32	69.6
	800035161	6426306	Malamule High	N	1	55	39	70.9	46	38	82.6	48	34	70.8
	800035063	6436506	Malavutela Secondary	N	2	46	9	19.6	23	20	87.0	21	19	90.5
	800035101	6436605	Mandondo High	N	1	152	50	32.9	120	77	64.2	100	87	87.0
	800034834	6425901	Manukuse High	N	1	55	49	89.1	81	47	58.0	98	68	69.4
	800035031	6415808	Manyangana High	N	1	75	69	92.0	77	76	98.7	95	94	98.9
	800034976	6415702	Maphuthaditshaba Secondary	N	1	42	34	81.0	52	47	90.4	53	38	71.7
	800035065	6426107	Marcia Mokoena Secondary	N	1	30	16	53.3	24	20	83.3	17	10	58.8
	800034865	6415404	Maripe Senior Secondary	N	1	171	104	60.8	182	110	60.4	143	76	53.1
	800034943	6426006	Masana Secondary	N	2	85	80	94.1	113	104	92.0	134	127	94.8
	800012898	6436903	Mashishing Secondary School	N	3	139	86	61.9	129	68	52.7	88	79	89.8
	800034944	6426108	Masilela Secondary	N	2	84	80	95.2	72	63	87.5	52	46	88.5
	800034917	6415604	Masingitana Secondary	N	2	93	69	74.2	61	52	85.2	42	37	88.1
800035005	6436405	Mathibela High School-L	N	2	123	19	15.4	47	21	44.7	37	31	83.8	
800035067	6436504	Mathipe High	N	2	90	22	24.4	36	20	55.6	39	19	48.7	

Districts Name	Nat EMIS No	Centre No	Centre Name	Dinaledi	Quintile	2012			2013			2014		
						Wrote	Achieved	% Achieved	Wrote	Achieved	% Achieved	Wrote	Achieved	% Achieved
BOHLABELA	800034896	6415507	Mathukwane Secondary	N	1	36	7	19.4	33	33	100.0	40	40	100.0
	800034837	6425903	Mawewe High	N	1	111	58	52.3	52	35	67.3	61	35	57.4
	800035106	6436604	Mbhandule Secondary	N	1	23	15	65.2	40	13	32.5	28	14	50.0
	800035006	6436404	Mchaka High	N	1	47	28	59.6	45	28	62.2	36	34	94.4
	800035034	6415807	Mdluli High	N	1	134	101	75.4	131	93	71.0	157	150	95.5
	800013995	6436801	Memezile Secondary School	N	2	91	43	47.3	90	65	72.2	79	56	70.9
	800034919	6415609	Mhlangana Secondary	N	1	55	47	85.5	93	68	73.1	39	33	84.6
	800035108	6436602	Mkhukhumba Secondary	N	1	69	33	47.8	59	31	52.5	27	19	70.4
	800034947	6426005	Mkhweyantaba High	N	1	74	33	44.6	44	40	90.9	50	44	88.0
	800035069	6426106	Mmabatho Mokoena High	N	1	33	11	33.3	26	20	76.9	17	9	52.9
	800035133	6426201	Mmasekobe Secondary	N	1	29	11	37.9	23	22	95.7	19	12	63.2
	800035008	6436403	Mogoroshi Secondary	N	2	81	30	37.0	86	52	60.5	47	29	61.7
	800034869	6415407	Moholoholo High	N	1	35	19	54.3	64	35	54.7	39	21	53.8
	800035407	6426010	Monaredira Private College	N		94	65	69.1	104	68	65.4	101	80	79.2
	800034921	6415605	Moses Mnisi High	N	1	156	138	88.5	114	93	81.6	137	130	94.9
	800034900	6415505	Moseterata Secondary	N	1	38	29	76.3	42	18	42.9	22	21	95.5
	800034901	6415504	Mosipa Secondary	N	1	63	51	81.0	77	65	84.4	38	37	97.4
	800035037	6415806	Mugena High	Y	1	217	189	87.1	252	229	90.9	218	208	95.4
	800034950	6426004	Mzangedwa Secondary School	N	1	54	23	42.6	39	29	74.4	66	47	71.2
	800034839	6425904	Mzila Secondary	N	1	67	52	77.6	49	39	79.6	37	36	97.3
	800035167	6426301	Mzimba Secondary	N	1	59	37	62.7	81	47	58.0	60	27	45.0
	800034873	6415405	N.P. Mathabela Secondary	N	1	60	30	50.0	66	30	45.5	45	29	64.4
	800034951	6426001	Ndlamakhosi Secondary	N	1	75	52	69.3	69	52	75.4	66	52	78.8
	800035163	6426303	Nghunghunyana Secondary	N	1	64	35	54.7	47	31	66.0	36	27	75.0
	800035086	6426102	Ngwaritsane Secondary	N	2	136	56	41.2	158	111	70.3	104	50	48.1
	800034981	6415703	Nkotobona High	N	1	77	46	59.7	105	62	59.0	81	61	75.3
	800034842	6425905	Nyamande High	N	1	75	25	33.3	55	23	41.8	29	27	93.1
	800035041	6415805	Nyamazane	N	1	86	56	65.1	94	56	59.6	90	74	82.2
	800035169	6426311	Orhovelani High	Y	2	373	272	72.9	310	284	91.6	307	238	77.5
	800032631	6436804	Panorama Secondary School	N	4	12	11	91.7	22	20	90.9	16	14	87.5
	800034926	6415601	Phendulane Secondary	N	1	159	59	37.1	170	87	51.2	45	31	68.9
	800035209	6436702	Phulani High	N	1	47	39	83.0	44	38	86.4	23	23	100.0
	800028654	6436806	Pilgrims Rest City Secondary	N	2	22	16	72.7	19	16	84.2	15	15	100.0
	800034875	6415406	Puledi Secondary	N	1	106	51	48.1	85	43	50.6	60	42	70.0
	800034954	6426003	Qokiso Senoir Secondary	N	1	140	36	25.7	70	51	72.9	118	78	66.1
	800034903	6415503	Reti Secondary	N	1	77	46	59.7	67	23	34.3	30	20	66.7
	800035073	6436502	Rindzani Senior Secondary	N	2	79	34	43.0	51	41	80.4	47	41	87.2
	800034929	6415606	Sehlakabje High	N	2	47	35	74.5	56	43	76.8	43	24	55.8
	800035143	6426203	Sekhukhusa Senior	N	1	56	27	48.2	40	29	72.5	51	40	78.4
	800028639	6436807	Sekwai Secondary School	N	2	68	47	69.1	80	52	65.0	61	35	57.4
800035144	6426205	Serisha Secondary	N	2	48	19	39.6	47	20	42.6	27	14	51.9	
800035017	6436402	Shanke Senior Secondary	N	2	58	45	77.6	74	73	98.6	83	75	90.4	
800034985	6415705	Shobiyana Senior Secondary	N	1	70	35	50.0	155	150	96.8	116	99	85.3	
	6426011	Siboyiye Combined School	N	1							16	15	93.8	

Districts Name	Nat EMIS No	Centre No	Centre Name	Dinaledi	Quintile	2012			2013			2014		
						Wrote	Achieved	% Achieved	Wrote	Achieved	% Achieved	Wrote	Achieved	% Achieved
BOHLABELA	800035076	6436501	Skapandoda Mashabiya Secondary	N	2	33	23	69.7	57	32	56.1	32	27	84.4
	800001164	6436901	Skhila Secondary School	N	2	46	37	80.4	45	35	77.8	68	62	91.2
	800035045	6415804	Sokisi High	N	1	78	62	79.5	97	94	96.9	71	67	94.4
	800034959	6426008	Soshangane High School	N	1	111	93	83.8	109	91	83.5	99	90	90.9
	800035508	6415510	St George High School	N					17	17	100.0	18	17	94.4
	800035018	6436401	Tamajane Senior Secondary	N	2	60	28	46.7	65	25	38.5	52	19	36.5
	800034932	6415607	Thepang Chiloane Secondary	N	1	40	26	65.0	46	31	67.4	49	28	57.1
	800034933	6415608	Tladishi High	N	1	147	61	41.5	102	60	58.8	137	63	46.0
	800034988	6415791	Wem - Bushbuckridge	N		17	11	64.7	15	13	86.7	13	12	92.3
		6426109	Wem Bushbuckridge	N		29	18	62.1	42	32	76.2	39	31	79.5
	800035119	6436691	Wem Mkhuhlu	N		69	36	52.2	64	48	75.0	45	43	95.6
	800034848	6425906	Xanthia High	N	1	58	31	53.4	65	44	67.7	51	29	56.9
	800034849	6425907	Ximoyi Khosa High	N	1	105	103	98.1	86	85	98.8	101	99	98.0
	EHLANZENI	800030452	6241992	Acek Academy	N		215	164	76.3	160	137	85.6	162	124
800035502		6283190	Advisory Progressive College	N					31	17	54.8	57	36	63.2
800034815		6242392	Angels Park Academy	N		45	25	55.6	43	24	55.8	50	41	82.0
800000653		6282902	Barberton Combined	N	4	42	40	95.2	45	39	86.7	35	29	82.9
800035518		6262692	Beacon College	N		20	19	95.0	41	41	100.0	61	50	82.0
800001065		6242204	Bhekiswako Secondary	N	2	117	80	68.4	135	110	81.5	114	81	71.1
800001404		6283007	Bonginlanhla Secondary	N	2	138	82	59.4	155	101	65.2	156	56	35.9
800001875		6262408	Camalaza Secondary	N	1	73	61	83.6	82	60	73.2	96	85	88.5
800030338		6283191	Cefups Academy	N		300	263	87.7	295	279	94.6	224	172	76.8
800002063		6283002	Chief Charles Secondary	N	1	72	38	52.8	68	46	67.6	43	23	53.5
800034505		6282903	Chief Funwako Secondary	N	2	86	66	76.7	92	78	84.8	128	80	62.5
800002303		6283102	Cyril Clarke Secondary	N	2	125	67	53.6	71	56	78.9	69	61	88.4
800029322		6262809	Dd Mabuza Comprehensive	N	1	73	58	79.5	76	75	98.7	73	58	79.5
800002758		6262802	Dlamadoda Secondary	N	1	151	78	51.7	78	68	87.2	65	55	84.6
800002824		6262405	Driekoppies Combined	N	1	120	101	84.2	121	117	96.7	120	113	94.2
800031096		6283192	Easthigh College Of Excellence	N		39	21	53.8	64	27	42.2	40	14	35.0
800035511		6283197	Edgeview Academy	N		54	26	48.1	45	26	57.8	47	34	72.3
800003178		6283305	Ej Singwane Secondary	N	2	139	73	52.5	111	88	79.3	88	68	77.3
800035463		6242294	Elephant Private	N		63	34	54.0	80	61	76.3	62	42	67.7
800003574		6282901	Emjindini Secondary	N	4	131	103	78.6	131	106	80.9	126	92	73.0
800002949		6241901	Fundinjobo Secondary	N	2	105	86	81.9	110	108	98.2	161	141	87.6
800004424		6262801	Gebhuza Secondary	N	2	84	81	96.4	115	101	87.8	74	70	94.6
800004432		6283301	Gedlembane Secondary	N	2	119	59	49.6	144	71	49.3	91	72	79.1
800009316		6262707	Gekombineerde Skool Komatipoort	N	5	43	41	95.3	35	32	91.4	30	29	96.7
800004861		6241904	Guduza Secondary	N	2	93	49	52.7	74	67	90.5	77	73	94.8
800029173		6242210	Hazyview Comprehensive	Y	2	156	110	70.5	136	103	75.7	128	95	74.2
800035501	6242295	Hazyview Private College	N		96	42	43.8	117	58	49.6	38	32	84.2	
800003921	6283303	Hillaria Mthethwa Secondary	N	2	137	74	54.0	143	111	77.6	142	101	71.1	
800005314	6242302	Hlanganani Secondary	N	2	58	44	75.9	45	45	100.0	84	55	65.5	

Districts Name	Nat EMIS No	Centre No	Centre Name	Dinaledi	Quintile	2012			2013			2014		
						Wrote	Achieved	% Achieved	Wrote	Achieved	% Achieved	Wrote	Achieved	% Achieved
EHLANZENI	800005710	6282904	Hoerskool Barberton	N	5	124	121	97.6	108	105	97.2	118	113	95.8
	800005744	6283103	Hoerskool Bergvlam	N	5	165	165	100.0	163	162	99.4	194	193	99.5
	800005884	6283101	Hoerskool Nelspruit	N	5	203	203	100.0	230	230	100.0	230	230	100.0
	800005934	6242308	Hoerskool Rob Ferreira	N	5	130	128	98.5	155	154	99.4	156	149	95.5
	800032870	6262811	Idlangemabala Secondary	N	1	67	28	41.8	75	67	89.3	75	55	73.3
	800006411	6262807	Inkomazi Secondary	Y	2	150	137	91.3	171	166	97.1	244	215	88.1
	800006478	6242205	Inkunzi Secondary	N	2	107	59	55.1	126	80	63.5	78	64	82.1
	800006957	6242301	Jacob Mdluli Secondary	Y	2	69	45	65.2	52	45	86.5	54	39	72.2
	800007039	6247004	Jerusalem Secondary School	N	2							74	61	82.4
	800034157	6262409	Joseph Matsebula	N	1	131	100	76.3	91	85	93.4	119	98	82.4
	800007336	6282905	Kamhola Secondary	N	4	238	147	61.8	236	146	61.9	279	147	52.7
	800007575	6283004	Khaliphani Secondary	N	4	127	75	59.1	103	94	91.3	100	83	83.0
	800007633	6247002	Khanyisani Secondary	N	2							89	82	92.1
	800002774	6242206	Khetsalwati Secondary	N	1	78	49	62.8	99	83	83.8	72	45	62.5
	800007781	6262701	Khula Secondary	N	2	137	108	78.8	126	116	92.1	161	142	88.2
	800007872	6242303	Khumbula Secondary	N	2	59	33	55.9	46	38	82.6	38	36	94.7
	800008607	6241908	Khutsalani Secondary	Y	4	154	134	87.0	187	183	97.9	143	142	99.3
	800029942	6242391	Laeveld Akademie	N								5	5	100.0
	800009795	6262702	Lambalati Secondary	N	1	160	110	68.8	65	59	90.8	134	123	91.8
	800010124	6283001	Lekazi Secondary	N	2	163	123	75.5	157	145	92.4	176	151	85.8
	800010413	6283304	Lihawu Secondary	Y	2	102	78	76.5	150	126	84.0	168	138	82.1
	800003038	6262502	Lomahasha Secondary	N	1	69	62	89.9	79	70	88.6	58	57	98.3
	800030635	6283203	Louieville Combined	N	4	34	29	85.3	31	26	83.9	29	24	82.8
	800010710	6262403	Lovunywa Secondary	N	1	150	141	94.0	197	185	93.9	177	148	83.6
	800010736	6283105	Lowveld High	Y	5	236	227	96.2	229	225	98.3	231	218	94.4
	800010751	6262509	Lubombo Secondary	N	1	74	54	73.0	47	37	78.7	80	65	81.3
	800010785	6262602	Lugebhuta Secondary	Y	2	181	156	86.2	160	151	94.4	181	156	86.2
	800010868	6247007	Lungisani Secondary	N	2							105	98	93.3
	800011676	6262605	Mahlatsi Secondary	N	2	130	114	87.7	203	181	89.2	212	151	71.2
	800011734	6262805	Mahushe Secondary	Y	4	172	122	70.9	167	152	91.0	124	120	96.8
	800012179	6262708	Mambane Secondary	N	1	172	129	75.0	169	154	91.1	158	143	90.5
	800005330	6283306	Mandlesive Secondary	N	1	97	84	86.6	118	86	72.9	79	65	82.3
	800012443	6262404	Manzowandle Secondary	N	1	135	120	88.9	175	145	82.9	91	83	91.2
	800013011	6283201	Masitakhe Secondary	N	4	156	132	84.6	133	121	91.0	151	128	84.8
	800004366	6283194	Mathews Phosa College	N		54	54	100.0	63	63	100.0	50	48	96.0
	800013565	6283006	Mayibuye Secondary	N	3	139	93	66.9	157	80	51.0	154	93	60.4
	800013649	6262406	Mbambiso Secondary	N	1	189	167	88.4	183	172	94.0	196	183	93.4
	800013722	6262505	Mbhudula Secondary	N	1	73	53	72.6	100	55	55.0	61	28	45.9
	800013730	6262506	Mbhunu Secondary	N	1	89	52	58.4	97	82	84.5	105	80	76.2
	800013755	6262710	Mbombo Primary	N	2	55	45	81.8	46	34	73.9	45	37	82.2
800013805	6241902	Mbuyane Secondary	N	2	90	54	60.0	86	62	72.1	83	64	77.1	
800013847	6262512	Mc Zitha Primary	N	1	105	53	50.5	111	94	84.7	61	55	90.2	
800013920	6262507	Mdzabu Secondary	N	1	78	63	80.8	74	57	77.0	72	55	76.4	
800026344	6262402	Mdzili Secondary	N	1	86	65	75.6	64	54	84.4	58	57	98.3	

Districts Name	Nat EMIS No	Centre No	Centre Name	Dinaledi	Quintile	2012			2013			2014		
						Wrote	Achieved	% Achieved	Wrote	Achieved	% Achieved	Wrote	Achieved	% Achieved
EHLANZENI	800013961	6262703	Mehlobovu Secondary	N	2	68	62	91.2	106	103	97.2	101	98	97.0
	800030593	6242390	Metroloplitan College	N		390	325	83.3	474	398	84.0	393	305	77.6
	800014100	6262706	Mgubho Combined	N	2	87	51	58.6	92	64	69.6	101	82	81.2
	800034165	6241910	Mhlume Secondary	N	2	77	46	59.7	120	104	86.7	85	65	76.5
	800014365	6262709	Mjokwane Secondary	Y	2	238	222	93.3	236	231	97.9	198	194	98.0
	800014761	6242307	Mtungwa Secondary	N	2	49	42	85.7	60	55	91.7	52	45	86.5
	800015768	6247008	Mshadza Secondary	N	2							133	109	82.0
	800015883	6283302	Mthombo Secondary	N	2	155	116	74.8	81	49	60.5	34	30	88.2
	800030361	6262604	Mtimandze Secondary	N	2	67	60	89.6	136	119	87.5	101	96	95.0
	800016287	6283009	Ncakini Secondary	N	2	179	137	76.5	205	161	78.5	150	120	80.0
	800016410	6262813	Ndindane Combined	N	1	32	15	46.9	41	30	73.2	22	22	100.0
	800034633	6262608	Ndlela High	N	2	135	83	61.5	204	131	64.2	117	77	65.8
	800030064	6283195	Nelspruit Private College	N		65	57	87.7	35	32	91.4	70	66	94.3
	800034635	6242309	Ngazi Ndhlovu Secondary	N	2	61	40	65.6	53	42	79.2	64	46	71.9
	800016790	6241903	Ngodini Secondary	N	4	100	79	79.0	122	91	74.6	119	91	76.5
	800035379	6262492	Nhanyane Secondary	N	1	102	79	77.5	131	87	66.4	94	85	90.4
	800030478	6262812	Nj Mahlangu Secondary	N	2	46	26	56.5	49	43	87.8	35	32	91.4
	800026393	6262607	Njejeza Secondary	Y	2	176	158	89.8	195	180	92.3	194	162	83.5
	800030015	6242291	Noah`S Ark Private College	N		29	23	79.3	68	52	76.5	70	47	67.1
	800017350	6262504	Ntiyi Secondary	N	2	56	37	66.1	47	33	70.2	66	45	68.2
	800018200	6242305	Phatfwa Secondary	N	2	105	63	60.0	59	54	91.5	78	66	84.6
	800034589	6247009	Phola Secondary	N	1							63	41	65.1
	800018424	6262501	Phumula Secondary	N	1	92	60	65.2	90	34	37.8	55	31	56.4
	800018721	6262711	Professor Ss Repinga Combined School	N	1							22	20	90.9
	800035312	6242292	Royal High	N		76	51	67.1	37	31	83.8	40	26	65.0
	800031070	6283307	Sabane Secondary School	N	1				48	45	93.8	91	76	83.5
	800019729	6247006	Sakhile Secondary School	N	2							48	41	85.4
	800019802	6262508	Samora Machel Secondary	N	1	196	140	71.4	188	140	74.5	159	99	62.3
	800028993	6262691	Shammah College	N		274	199	72.6	250	173	69.2	114	66	57.9
	800020495	6262803	Shayaza Primary	N	1	106	51	48.1	54	54	100.0	70	70	100.0
	800020511	6262804	Shinyukane Secondary	N	1	72	56	77.8	68	53	77.9	62	62	100.0
	800020651	6241905	Sibhulo Secondary	N	2	83	46	55.4	81	72	88.9	109	90	82.6
	800020768	6242201	Sibukosetfu Secondary	N	2	123	99	80.5	107	94	87.9	112	91	81.3
	800020784	6283202	Sibusisiwe Secondary	N	4	96	94	97.9	119	103	86.6	100	86	86.0
	800034207	6283308	Sicelosethu Secondary School	N	1				35	32	91.4	89	81	91.0
	800020834	6262606	Sidlamafa Secondary	Y	2	101	79	78.2	118	101	85.6	128	110	85.9
	800020875	6283010	Sidungeni Secondary	N	1	61	36	59.0	54	53	98.1	97	95	97.9
	800020958	6262808	Sigweje Secondary	N	2	72	55	76.4	63	48	76.2	70	55	78.6
	800021071	6262806	Sikhwahlane Secondary	N	2	105	96	91.4	123	120	97.6	114	114	100.0
	800021105	6241906	Siligane Secondary	N	2	42	35	83.3	58	51	87.9	50	46	92.0
800021204	6262705	Sincobile Secondary	N	1	157	89	56.7	112	101	90.2	115	112	97.4	
800034140	6242203	Siphumelele Secondary	N	2	45	20	44.4	27	24	88.9	35	31	88.6	
800021352	6283205	Sitfokotile Secondary	N	4	111	76	68.5	120	74	61.7	105	78	74.3	



Districts Name	Nat EMIS No	Centre No	Centre Name	Dinaledi	Quintile	2012			2013			2014		
						Wrote	Achieved	% Achieved	Wrote	Achieved	% Achieved	Wrote	Achieved	% Achieved
EHLANZENI	800021410	6283008	Sitintile Secondary	Y	4	182	149	81.9	223	191	85.7	132	129	97.7
	800022160	6262510	Sophungane Combined	Y	1	94	87	92.6	114	112	98.2	118	117	99.2
	800022186	6262407	Soshangane Secondary	N	1	153	141	92.2	172	153	89.0	136	118	86.8
	800029314	6262503	Steenbok Secondary	N	1	118	83	70.3	59	54	91.5	89	77	86.5
	800022509	6262603	Suikerland Secondary	Y	4	132	132	100.0	167	164	98.2	132	132	100.0
	800035644	6241995	The Oasis College	N								36	35	97.2
	800023119	6283003	Thembeka Secondary	N	4	93	64	68.8	94	89	94.7	151	81	53.6
	800023507	6283204	Tikhontele Secondary	N	4	178	97	54.5	111	90	81.1	158	123	77.8
	800023515	6262810	Tikhuni Secondary	N	1	89	70	78.7	64	58	90.6	64	60	93.8
	800023564	6262601	Tinhlonhla Secondary	N	2	138	113	81.9	109	105	96.3	147	135	91.8
	800035464	6242293	Twin College	N		138	64	46.4	74	60	81.1	46	39	84.8
		6282907	Umlalati Learning Centre	N								6	5	83.3
	800024521	6283104	Valencia Combined	N	4	75	66	88.0	83	72	86.7	71	57	80.3
	800025007	6241907	Vulindlela Secondary	N	4	122	81	66.4	87	57	65.5	108	81	75.0
	800045610	6282906	Vuselela Learning Centre	N								11	9	81.8
	800035605	6283189	Watershed Secondary School	N					14	7	50.0	22	16	72.7
	800025312	6241991	Wem Private Combined	N		221	116	52.5	157	118	75.2	83	59	71.1
	800025684	6283005	Zb Kunene Secondary	N	4	110	69	62.7	88	69	78.4	113	84	74.3
	800025866	6262511	Zenzele Secondary	N	2	111	75	67.6	111	76	68.5	93	78	83.9
	800035313	6241909	Zikodze Secondary	N	2	87	41	47.1	78	62	79.5	42	36	85.7
GERT SIBANDE	800000091	6191404	Alpheus D Nkosi Secondary	Y	2	180	62	34.4	106	83	78.3	143	85	59.4
	800030445	6121005	Amadlelo Aluhlaza Secondary	N	2	312	212	67.9	241	168	69.7	221	132	59.7
	800000190	6121105	Amersfoort Combined	N	1	107	64	59.8	149	55	36.9	113	45	39.8
	800000398	6191805	Azalea Combined	N	4	45	18	40.0	33	15	45.5	19	17	89.5
	800000620	6110403	Bantfwabethu Secondary	N	1	92	64	69.6	106	82	77.4	114	71	62.3
	800028746	6120904	Bee Maseko Secondary	N	1	26	21	80.8	26	23	88.5	36	35	97.2
	800001883	6120906	Camden Combined	N	2	32	30	93.8	28	24	85.7	50	40	80.0
	800001909	6121007	Cana Combined	N	1	66	62	93.9	68	53	77.9	57	54	94.7
	800001941	6110203	Carolina Combined	N	4	33	27	81.8	52	35	67.3	47	42	89.4
	800001990	6120807	Cebisa Secondary	N	2	91	46	50.5	104	49	47.1	65	52	80.0
	800009951	6191605	Chief Ampie Mayisa Secondary	N	2	266	41	15.4	103	58	56.3	69	49	71.0
	800034586	6110308	Chief C .J. Nkosi Secondary	N	1	38	18	47.4	25	24	96.0	31	19	61.3
	800002071	6110405	Chief Jerry Nkosi Secondary	N	1	156	99	63.5	151	112	74.2	131	99	75.6
	800002097	6110302	Chief S W Nhlapho Secondary	N	1	130	73	56.2	106	77	72.6	116	94	81.0
	800002105	6110502	Chief T D Nkosi Secondary	N	1	108	74	68.5	152	94	61.8	137	74	54.0
	800002378	6120901	Davel Combined	N	1	61	38	62.3	63	41	65.1	67	43	64.2
	800002766	6110106	Dlomodlomo Secondary	N	1	119	106	89.1	177	157	88.7	118	108	91.5
	800003251	6110401	Ekulindeni Secondary	N	1	160	83	51.9	125	67	53.6	110	79	71.8
	800003384	6120907	Elangwane Secondary	Y	1	113	61	54.0	111	91	82.0	135	74	54.8
	800026724	6110103	Engabezweni Secondary	N	2	60	51	85.0	72	66	91.7	53	50	94.3
	800003764	6110510	Enkhanini Secondary	N	1	50	26	52.0	48	36	75.0	59	33	55.9
	800003897	6120804	Ermelo Indian Combined	N	5	30	17	56.7	23	21	91.3	24	20	83.3
	800003954	6120601	Esibusisweni Combined	N	1	15	15	100.0	16	15	93.8	28	10	35.7

Districts Name	Nat EMIS No	Centre No	Centre Name	Dinaledi	Quintile	2012			2013			2014		
						Wrote	Achieved	% Achieved	Wrote	Achieved	% Achieved	Wrote	Achieved	% Achieved
GERT SIBANDE		6121210	Ezakheni Combined School	N	1				30	22	73.3	50	38	76.0
	800004465	6191301	Gekombineerde Skool Balfour	N	4	45	42	93.3	40	37	92.5	53	51	96.2
	800005819	6191809	George Hofmeyer High	N		7	7	100.0	8	8	100.0	7	7	100.0
	800004614	6120606	Glen Eland Combined	N	1	21	16	76.2	32	28	87.5	40	35	87.5
	800005132	6110408	Highveld Secondary	Y	1	154	152	98.7	123	121	98.4	164	157	95.7
	800005116	6191505	Highveld Park High	Y	5	118	94	79.7	109	96	88.1	119	101	84.9
	800005173	6110104	Hlabangemehlo Secondary	N	1	81	68	84.0	123	90	73.2	78	68	87.2
	800005942	6191602	Hoerskool Secondary Unda	N	5	169	165	97.6	181	181	100.0	172	168	97.7
	800005785	6120803	Hoerskool Ermelo	N	5	143	141	98.6	158	156	98.7	125	124	99.2
	800005793	6191501	Hoerskool Evander	N	5	106	96	90.6	140	126	90.0	130	115	88.5
	800005835	6191401	Hoerskool Hoogenhout	N	5	123	115	93.5	102	99	97.1	131	129	98.5
	800005892	6191604	Hoerskool Oosterland	N	5	143	134	93.7	129	114	88.4	133	112	84.2
	800005918	6121008	Hoerskool Piet Retief	N	5	128	126	98.4	145	144	99.3	117	116	99.1
	800005959	6191807	Hoerskool Standerton	N	5	153	153	100.0	131	129	98.5	153	151	98.7
	800005991	6121104	Hoerskool Volksrust	N	5	83	79	95.2	95	93	97.9	99	95	96.0
	800026625	6110409	Holeka Secondary	N	1	47	32	68.1	46	33	71.7	55	41	74.5
	800005587	6191702	Holmdene Secondary	N	1	54	22	40.7	36	19	52.8	36	9	25.0
	800004937	6120806	Hts Ligbron	N	5	127	126	99.2	168	168	100.0	163	161	98.8
	800012401	6191402	Ikhethelo Secondary	N	2	117	101	86.3	219	179	81.7	154	128	83.1
	800005603	6191305	Im Manchu Secondary	N	2	45	31	68.9	59	44	74.6	51	48	94.1
	800030502	6121209	Injabulo	N	1	40	19	47.5	48	24	50.0	41	25	61.0
		6121009	Inqubeko Secondary School	N	1				179	103	57.5	113	69	61.1
	800006510	6110101	Insika Secondary	N	1	65	39	60.0	80	73	91.3	89	79	88.8
	800006718	6191302	Isifisoethu Secondary	N	2	74	34	45.9	66	35	53.0	51	32	62.7
	800006809	6120802	Ithafa Secondary	Y	2	84	55	65.5	124	67	54.0	120	67	55.8
	800006999	6191803	Jandrell Secondary	N	2	57	39	68.4	85	63	74.1	76	65	85.5
	800007476	6121003	Kemp Siding Combined	N	2	38	22	57.9	41	29	70.7	34	20	58.8
	800007773	6191806	Khula Sakhile Secondary	N	2	86	57	66.3	31	31	100.0	30	29	96.7
	800010207	6191802	Khunjuliwe Secondary	N	2	99	80	80.8	157	120	76.4	63	56	88.9
	800006262	6110102	Khuzulwande Secondary	N	1	82	39	47.6	67	45	67.2	39	30	76.9
	800007997	6191503	Kiriyatswane Secondary	Y	2	129	96	74.4	151	107	70.9	168	129	76.8
	800013433	6191507	Kt Twala Secondary	N	2	189	138	73.0	151	100	66.2	159	130	81.8
	800008581	6191504	Kusasaletu Secondary	N	2	78	42	53.8	108	76	70.4	111	53	47.7
	800008813	6121001	Kwashuku Secondary	N	1	35	29	82.9	42	41	97.6	69	62	89.9
	800009779	6120706	Lake Chrissie Secondary	N	2	43	20	46.5	43	28	65.1	44	29	65.9
	800010397	6110303	Ligugu Secondary	N	1	75	66	88.0	86	59	68.6	61	56	91.8
	800010447	6110504	Lilanga Secondary	N	1	137	65	47.4	109	79	72.5	94	61	64.9
	800010496	6120805	Lindile Secondary	Y	2	218	119	54.6	175	122	69.7	160	104	65.0
	800010579	6110407	Litjelebube Secondary	N	1	60	51	85.0	145	127	87.6	128	99	77.3
	800010884	6110301	Lusushwana Secondary	N	1	58	34	58.6	72	59	81.9	47	40	85.1
800011544	6110305	Magotshwa Secondary	N	1	50	36	72.0	61	30	49.2	64	42	65.6	
800012609	6110107	Maqhawuzela Combined	N	1	49	47	95.9	65	52	80.0	56	47	83.9	
800013037	6120705	Masizakhe Secondary	N	2	102	93	91.2	110	99	90.0	171	153	89.5	
800013557	6110506	Mayflower Secondary	Y	1	146	131	89.7	202	183	90.6	157	128	81.5	

Districts Name	Nat EMIS No	Centre No	Centre Name	Dinaledi	Quintile	2012			2013			2014		
						Wrote	Achieved	% Achieved	Wrote	Achieved	% Achieved	Wrote	Achieved	% Achieved
GERT SIBANDE	800013631	6110304	Mbalenhle Secondary	N	1	77	59	76.6	85	68	80.0	75	66	88.0
	800014027	6110507	Methula Secondary	N	1	200	97	48.5	191	119	62.3	135	103	76.3
	800014464	6110105	Mkolishi Secondary	N	1	133	76	57.1	92	79	85.9	106	79	74.5
	800014522	6120604	Mlilo Comprehensive	N	1	39	32	82.1	56	50	89.3	32	29	90.6
	800004507	6120902	Morgenzon Landbou Akademie	N	2	20	20	100.0	34	33	97.1	26	22	84.6
	800026708	6110503	Mp Magagula Secondary	N	1	53	48	90.6	65	55	84.6	97	70	72.2
	800015701	6110508	Mpuluzi Secondary	N	1	173	153	88.4	189	187	98.9	180	169	93.9
	800015792	6120603	Msinyane Secondary	N	1	38	29	76.3	51	43	84.3	41	35	85.4
	800016154	6191403	Mzinoni Secondary	N	2	132	73	55.3	75	56	74.7	115	49	42.6
	800016238	6121206	Nalithuba Secondary	Y	1	84	60	71.4	112	59	52.7	114	72	63.2
	800016469	6121002	Ndlela Secondary	Y	2	498	272	54.6	406	260	64.0	496	313	63.1
	800016709	6120602	Nganana Secondary	N	2	55	55	100.0	104	100	96.2	141	130	92.2
	800034585	6121205	Ngema Combined	N	1	34	14	41.2	23	14	60.9	16	16	100.0
	800016758	6110402	Ngilandi Secondary	N	1	52	44	84.6	71	55	77.5	68	45	66.2
	800030221	6120905	Nqobangolwazi Secondary	N	1	69	26	37.7	61	33	54.1	50	37	74.0
	800017327	6191306	Nthoroane Secondary	N	2	20	12	60.0	31	25	80.6	38	33	86.8
	800012617	6191506	Osizweni Secondary	Y	4	120	77	64.2	133	82	61.7	138	93	67.4
	800017996	6121101	Perdekop Agricultural	N	1	23	18	78.3	10	7	70.0	10	7	70.0
	800018143	6110509	Phambili Secondary	N	1	5	4	80.0	10	10	100.0	6	3	50.0
	800018523	6121004	Piet Retief Combined	N	4	34	27	79.4	37	27	73.0	40	28	70.0
	800018846	6121203	Qedela Secondary	N	1	125	63	50.4	71	65	91.5	118	91	77.1
	800018929	6121102	Qhubulwazi Combined	N	2	66	56	84.8	116	88	75.9	98	52	53.1
	800018952	6191701	Qondulwazi Secondary	N	1	30	13	43.3	38	22	57.9	22	6	27.3
	800028779	6120801	Reggie Masuku Secondary	N	2	72	40	55.6	62	55	88.7	70	61	87.1
	800019380	6110505	Rev Sa Nkosi Secondary	N	1	90	68	75.6	97	72	74.2	88	66	75.0
	800020263	6121202	Seme Secondary	N	1	95	56	58.9	90	60	66.7	92	65	70.7
	800020396	6191303	Setsheng Secondary	N	2	23	22	95.7	25	18	72.0	25	20	80.0
	800021162	6110501	Simtfolile Secondary	N	1	112	90	80.4	153	127	83.0	155	149	96.1
	800021238	6121204	Sinethemba Secondary	N	1	37	37	100.0	42	41	97.6	37	37	100.0
	800021345	6110404	Sisukumile Secondary	N	1	61	43	70.5	66	56	84.8	77	69	89.6
	800021451	6110306	Siyabonga Secondary	N	1	101	63	62.4	132	99	75.0	80	74	92.5
	800021808	6191601	Sizwakele Secondary	N	2	144	83	57.6	148	113	76.4	97	65	67.0
	800022418	6191801	Stanwest Combined	N	5	38	35	92.1	38	37	97.4	37	36	97.3
	800035513	6110410	T C College	N					14	10	71.4	23	9	39.1
	800022681	6110406	Takheni Secondary	Y	2	150	111	74.0	141	122	86.5	182	146	80.2
	800023028	6120702	The Gem Combined	N	2	34	16	47.1	52	30	57.7	34	31	91.2
	800023176	6191502	Thistle Grove Combined	N	4	141	86	61.0	80	63	78.8	94	78	83.0
	800023192	6191808	Thobelani Secondary	Y	2	119	99	83.2	190	131	68.9	115	92	80.0
	800023275	6191606	Thomas Nhlabathi Secondary	Y	2	147	111	75.5	178	140	78.7	143	112	78.3
	800023457	6191804	Thuto-Thebe Secondary	N	2	63	56	88.9	61	53	86.9	59	52	88.1
800023911	6191304	Tshepeha Combined	N	2	19	9	47.4	13	11	84.6	18	8	44.4	
800024075	6120704	Ubuhle Bolwazi Secondary	N	1	74	44	59.5	91	50	54.9	43	37	86.0	
800024265	6120903	Umfudlana Combined	N	1	27	21	77.8	17	10	58.8	25	7	28.0	
800024455	6120701	Umzimvelo Secondary	N	1	33	33	100.0	42	42	100.0	41	41	100.0	

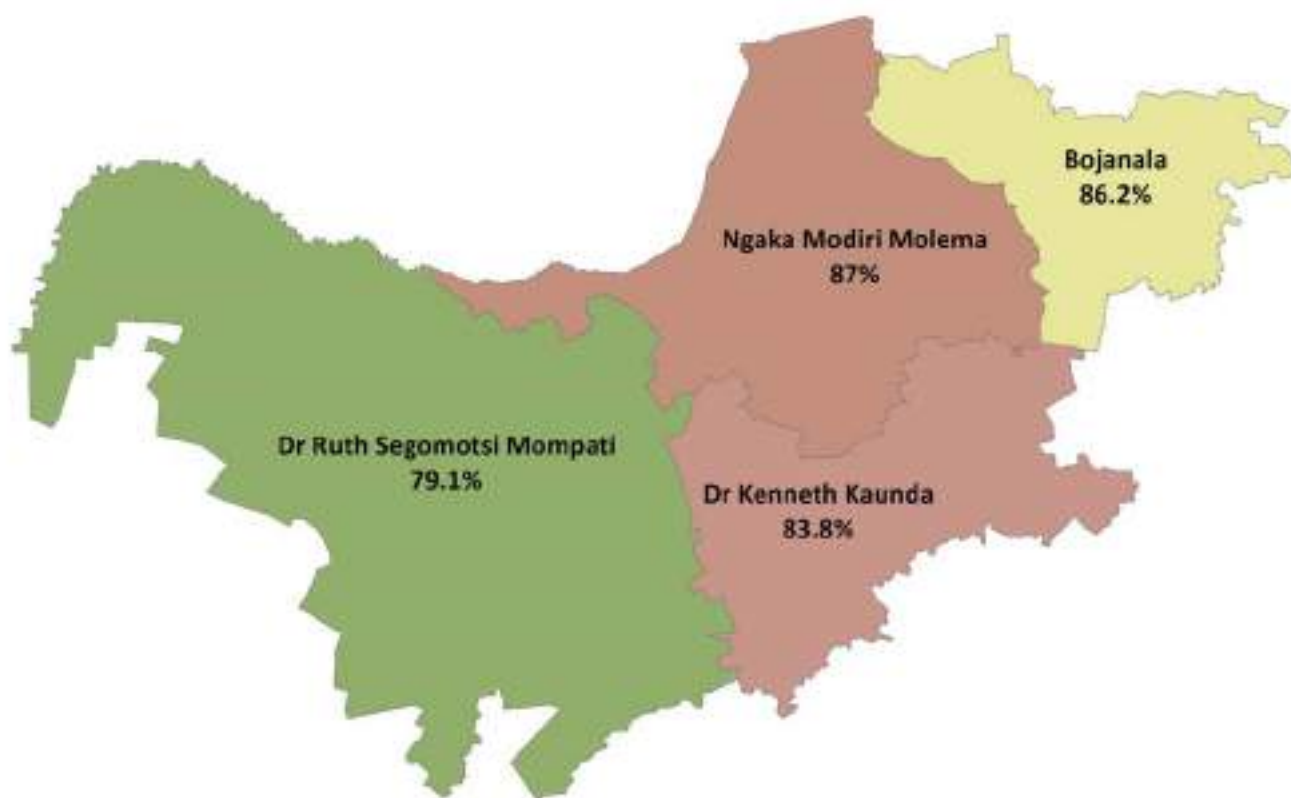
Districts Name	Nat EMIS No	Centre No	Centre Name	Dinaledi	Quintile	2012			2013			2014		
						Wrote	Achieved	% Achieved	Wrote	Achieved	% Achieved	Wrote	Achieved	% Achieved
GERT SIBANDE	800029926	6121208	Uthaka Secondary	N	2	70	55	78.6	99	65	65.7	48	44	91.7
	800004481	6110204	Volksskool Carolina	N	5	51	44	86.3	52	42	80.8	48	40	83.3
	800024844	6121201	Vukubone Secondary	N	1	53	29	54.7	49	26	53.1	35	30	85.7
	800024869	6191603	Vukuqhakaze Secondary	N	2	93	23	24.7	103	34	33.0	72	45	62.5
	800024893	6121103	Vukuzenzele Combined	N	2	64	31	48.4	58	40	69.0	42	28	66.7
	800025213	6120703	Warburton Combined	N	2	32	28	87.5	53	37	69.8	56	40	71.4
	800025239	6110307	Waverley Secondary	N	1	15	9	60.0	22	16	72.7	15	11	73.3
	800000471	6191406	Young Harvest Christian School	N								5	2	40.0
	800025858	6121006	Zendelingspost Combined	N	1	47	18	38.3	47	22	46.8	76	29	38.2
	800025932	6191703	Zikhetheleni Secondary	N	3	50	37	74.0	42	38	90.5	41	37	90.2
	800025965	6110201	Zinikeleni Secondary	Y	2	152	113	74.3	101	98	97.0	123	112	91.1
NKANGALA	800000075	6305303	Allendale Secondary	Y	4	80	78	97.5	93	89	95.7	61	59	96.7
	800000463	6374203	Babutheni Secondary	N	1	53	44	83.0	75	50	66.7	42	33	78.6
	800000596	6304906	Bankfontein Combined	N	1	10	8	80.0	11	9	81.8	11	11	100.0
	800000828	6304707	Beestepan Agricultural	N	2	56	47	83.9	45	41	91.1	29	25	86.2
	800004473	6305003	Belfast Akademie	N	3	42	41	97.6	45	45	100.0	48	48	100.0
	800001107	6374205	Bingweni Secondary	N	3	66	37	56.1	56	40	71.4	72	45	62.5
	800001396	6333404	Bonginhlanhla Secondary	N	3	69	38	55.1	71	31	43.7	51	34	66.7
	800001412	6305106	Bonginsimbi Comprehensive	Y	2	76	46	60.5	59	50	84.7	57	47	82.5
	800001446	6354004	Bongumusa Secondary	N	2	67	54	80.6	122	104	85.2	98	84	85.7
	800001636	6304606	Botleng Secondary	N	2	151	94	62.3	109	84	77.1	159	86	54.1
	800001719	6354103	Buhlebesizwe Secondary	N	1	99	37	37.4	74	51	68.9	47	35	74.5
	800002154	6353702	Cibiliza Secondary	N	3	74	44	59.5	90	42	46.7	84	52	61.9
	800034583	6305209	D.M. Motsaosele Secondary	N	2	52	24	46.2	98	60	61.2	107	63	58.9
	800002642	6374206	Digwale Secondary	N	3	31	25	80.6	45	36	80.0	73	47	64.4
	800002873	6333401	Duduzile Secondary	N	1	34	11	32.4	26	21	80.8	39	29	74.4
	800002907	6353701	Dumeleni Secondary	N	3	50	23	46.0	63	38	60.3	60	38	63.3
	800003061	6304803	Eastdene Combined	N	5	98	64	65.3	85	71	83.5	83	60	72.3
	800003111	6305191	Ed-U-College Combined	N		67	57	85.1	49	48	98.0	42	37	88.1
	800003335	6304706	Ekwazini Secondary	N	1	35	22	62.9	65	47	72.3	79	37	46.8
	800003426	6305101	Elukhanyisweni Secondary	N	2	169	113	66.9	215	167	77.7	187	131	70.1
	800003616	6305203	Empucukweni Secondary	N	2	120	79	65.8	173	97	56.1	105	73	69.5
	800003830	6353601	Entokozweni Secondary	N	3	76	52	68.4	98	74	75.5	51	40	78.4
	800004119	6354003	Extension K Secondary	N	2	44	29	65.9	71	50	70.4	74	40	54.1
	800004499	6304804	Gekombineerde Skool Hendrina	N	4	23	23	100.0	32	32	100.0	30	29	96.7
	800017590	6305206	Gekombineerde Skool Ogies	N	4	10	8	80.0	6	6	100.0	6	3	50.0
	800004648	6374305	Gobolibi Secondary	N	1	68	35	51.5	73	57	78.1	60	32	53.3
	800034582	6333413	Grace Christian Private School	N		28	12	42.9	36	20	55.6	21	18	85.7
	800004770	6305302	Greendale	N	4	97	83	85.6	76	68	89.5	64	61	95.3
	800005223	6374202	Hlalahahle Secondary	N	3	121	108	89.3	208	187	89.9	134	114	85.1
	800005306	6333502	Hlanganani Secondary	N	2	92	64	69.6	89	73	82.0	58	50	86.2
800005421	6353605	Hlomani Secondary	Y	3	55	36	65.5	91	81	89.0	44	40	90.9	
800005454	6353806	Hlonipha Secondary	N	2	134	98	73.1	170	137	80.6	91	69	75.8	

Districts Name	Nat EMIS No	Centre No	Centre Name	Dinaledi	Quintile	2012			2013			2014		
						Wrote	Achieved	% Achieved	Wrote	Achieved	% Achieved	Wrote	Achieved	% Achieved
NKANGALA	800005504	6353707	Hluzingqondo Secondary	N	3	62	45	72.6	94	65	69.1	81	62	76.5
	800005769	6304605	Hoerskool Delmas	N	4	104	104	100.0	103	99	96.1	119	110	92.4
	800005801	6305107	Hoerskool Generaal Hertzog	N	5	170	168	98.8	199	197	99.0	181	171	94.5
	800005843	6304902	Hoerskool Kanonkop	N	5	59	58	98.3	95	92	96.8	71	70	98.6
	800005850	6305306	Hoerskool Kriel	N	5	155	141	91.0	154	143	92.9	134	119	88.8
	800005876	6304702	Hoerskool Middelburg	N	4	177	175	98.9	195	195	100.0	182	174	95.6
	800005900	6305204	Hoerskool Patriot	N	4	124	117	94.4	149	149	100.0	123	121	98.4
	800005926	6305309	Hoerskool Reynopark	N	4	109	60	55.0	121	111	91.7	95	81	85.3
	800004945	6304704	Hts Middelburg	N	4	217	216	99.5	220	216	98.2	230	226	98.3
	800004952	6305103	Hts Witbank	N	5	186	186	100.0	177	176	99.4	180	179	99.4
	800006130	6305307	Ilanga Secondary	N	3	51	38	74.5	50	46	92.0	52	42	80.8
	800006189	6305006	Imemeza Secondary	N	3	54	50	92.6	71	57	80.3	56	36	64.3
	800006577	6333510	Intuthuko Secondary	N	3	64	59	92.2	56	44	78.6	26	20	76.9
	800007385	6304801	Kanhym Agricultural	N	4	43	37	86.0	77	61	79.2	54	41	75.9
	800007583	6374306	Khamane Secondary	Y	2	124	94	75.8	177	128	72.3	162	107	66.0
	800007658	6305007	Khayalami Secondary	N	3	147	75	51.0	177	114	64.4	43	43	100.0
	800029652	6353904	King Makhosonke li Secondary	N	2	141	95	67.4	155	104	67.1	96	75	78.1
	800009308	6305008	Klipspruit Combined	N	1	18	15	83.3	21	21	100.0	16	16	100.0
	800008458	6305102	Kopanang Secondary	N	2	152	65	42.8	87	73	83.9	76	69	90.8
	800008698	6374207	Kwamanala Secondary	N	3	78	73	93.6	112	94	83.9	113	97	85.8
	800008730	6353902	Kwamhlanga Secondary	Y	3	144	114	79.2	217	180	82.9	129	128	99.2
	800008771	6333409	Kwandebele Science Combined	Y	2	93	91	97.8	102	96	94.1	127	114	89.8
	800008839	6304805	Kwazamokuhle Secondary	N	4	123	111	90.2	225	192	85.3	190	160	84.2
	800029330	6304708	Ld Moetanalo Secondary	N	3	75	61	81.3	92	84	91.3	69	66	95.7
	800010041	6374302	Lehlabile Secondary	N	1	62	47	75.8	53	39	73.6	64	49	76.6
	800010058	6305301	Lehlaka Combined	N	3	31	17	54.8	29	3	10.3	24	14	58.3
	800030569	6305207	Leonard Ntshuntshe Secondary	N	2	53	43	81.1	56	50	89.3	53	48	90.6
	800005025	6353802	Lethabong Secondary	N	2	92	71	77.2	107	85	79.4	64	60	93.8
	800010553	6374505	Litho Secondary	N	1	45	32	71.1	40	33	82.5	33	25	75.8
	800011049	6305205	Mabande Comprehensive High	N	2	131	108	82.4	139	109	78.4	94	82	87.2
	800028902	6374402	Mabothe Secondary	N	2	198	148	74.7	210	187	89.0	171	155	90.6
	800011197	6333503	Mabusabesala Secondary	N	3	51	44	86.3	62	43	69.4	42	38	90.5
	800011338	6333504	Madlayedwa Secondary	N	3	35	16	45.7	32	15	46.9	14	6	42.9
	800011353	6333402	Madoda Secondary	N	2	52	31	59.6	39	35	89.7	48	32	66.7
	800029397	6304601	Mafa Max Motloung Secondary	N	2	80	70	87.5	85	75	88.2	102	97	95.1
	800011445	6353703	Mafu Secondary	N	3	94	54	57.4	105	59	56.2	61	46	75.4
800011825	6305304	Makause Combined	N	2	36	21	58.3	46	37	80.4	25	20	80.0	
800011890	6333406	Makhosana Secondary	N	2	95	53	55.8	116	58	50.0	82	51	62.2	
800012039	6374301	Malatse Secondary	N	1	77	55	71.4	68	55	80.9	67	28	41.8	
800012062	6374204	Malebo Secondary	N	2	50	36	72.0	44	31	70.5	52	30	57.7	
800012229	6354001	Mandlethu Senior Secondary	N	2	49	30	61.2	79	50	63.3	64	37	57.8	

Districts Name	Nat EMIS No	Centre No	Centre Name	Dinaledi	Quintile	2012			2013			2014		
						Wrote	Achieved	% Achieved	Wrote	Achieved	% Achieved	Wrote	Achieved	% Achieved
NKANGALA	800012302	6374403	Manoka Secondary	N	2	18	11	61.1	27	21	77.8	51	41	80.4
	800026591	6353607	Marhagi Secondary	N	2	95	80	84.2	122	103	84.4	136	106	77.9
	800013573	6333508	Mayisha Secondary	N	3	35	25	71.4	92	78	84.8	45	33	73.3
	800013623	6354106	Mbalenhle Secondary	N	1	70	49	70.0	89	55	61.8	79	60	75.9
	800013789	6374201	Mbulawa Secondary	N	2	47	33	70.2	64	47	73.4	61	56	91.8
	800013979	6305208	Mehlwana Secondary	N	2	77	54	70.1	92	61	66.3	60	33	55.0
	800014118	6353603	Mgudlwa Secondary	N	1	76	33	43.4	64	61	95.3	76	70	92.1
	800014274	6304806	Middelburg Combined	N	4	96	70	72.9	72	66	91.7	64	54	84.4
	800015842	6304891	Middelburg Muslim	N		14	14	100.0	19	19	100.0	23	23	100.0
	800014399	6353606	Mkhephuli Secondary	N	4	56	27	48.2	57	42	73.7	34	14	41.2
	800014449	6304904	Mkhulu Combined	N	2	38	18	47.4	47	30	63.8	49	42	85.7
	800026567	6353807	Mkhutshwa Secondary	N	2	9	7	77.8	15	8	53.3	10	7	70.0
	800014654	6374404	Mmamethake Secondary	Y	1	105	68	64.8	104	94	90.4	113	88	77.9
	800014712	6333407	Mmashadi Secondary	N	2	70	29	41.4	46	36	78.3	46	39	84.8
	800014860	6374304	Moepi Secondary	N	2	45	28	62.2	64	40	62.5	67	35	52.2
	800014886	6333505	Mogobosheng Secondary	N	3	14	13	92.9	5	5	100.0	9	9	100.0
	800014969	6333506	Mokebe Secondary	N	2	28	25	89.3	91	81	89.0	44	41	93.2
	800015222	6305005	Morelig Combined	N	2	41	34	82.9	66	43	65.2	37	35	94.6
	800015545	6353602	Mphalali Secondary	N	3	87	73	83.9	97	53	54.6	84	54	64.3
	800015552	6304705	Mphanama Secondary	N	3	87	85	97.7	85	82	96.5	142	142	100.0
	800035499	6353611	Mphumelomuhle Secondary School	N	1							24	15	62.5
	800015735	6353705	Mpumelelo Secondary	N	3	107	75	70.1	90	79	87.8	47	42	89.4
	800016022	6353804	Musa Secondary	N	2	105	78	74.3	201	144	71.6	112	90	80.4
	800016147	6354101	Mzimhlophe Secondary	N	2	72	44	61.1	47	31	66.0	40	13	32.5
	800016253	6353706	Nansindlela Secondary School	N	2							74	71	95.9
	800016535	6353903	Ndzundza Mabhoko Secondary	Y	2	163	116	71.2	184	161	87.5	152	120	78.9
	800018135	6354102	Phambili Secondary	N	2	66	33	50.0	54	37	68.5	58	49	84.5
	800018192	6304604	Phaphamani Secondary	N	2	117	81	69.2	109	89	81.7	115	72	62.6
	800018283	6305201	Phillip Ndimande Secondary	N	2	122	105	86.1	138	120	87.0	142	103	72.5
	800018457	6354002	Phumzile Secondary	N	2	75	72	96.0	100	96	96.0	104	100	96.2
	800018564	6305105	Pine Ridge Combined	N	2	95	59	62.1	70	55	78.6	67	57	85.1
	800018655	6304903	Poolzee Combined	N	2	17	13	76.5	25	11	44.0	27	15	55.6
	800018770	6374503	Pungutsha Secondary	N	2	61	57	93.4	89	65	73.0	65	44	67.7
	800019117	6374501	Ramoshidi Secondary	Y	2	88	69	78.4	154	97	63.0	102	79	77.5
	800019174	6374401	Rathahana Secondary	N	2	68	30	44.1	145	87	60.0	81	51	63.0
	800020016	6374504	Seabe Secondary	N	2	76	45	59.2	84	57	67.9	63	34	54.0
	800020248	6353808	Sele Senior Secondary	N	2	14	13	92.9	27	26	96.3	24	23	95.8
	800020339	6353905	Senzangakhona Secondary	N	2	138	99	71.7	140	102	72.9	129	100	77.5
	800020362	6374307	Seruane Secondary School	N	1				35	32	91.4	38	35	92.1
	800020693	6305305	Sibongamandla Secondary	N	5	143	91	63.6	125	99	79.2	111	97	87.4
800020859	6333507	Sidlasoke Secondary	N	3	38	20	52.6	47	27	57.4	37	14	37.8	
800021006	6353608	Sihlengiwe Secondary	N	1	29	24	82.8	32	31	96.9	34	30	88.2	
800021048	6305001	Sikhulile Secondary	N	3	83	60	72.3	89	53	59.6	45	34	75.6	

Districts Name	Nat EMIS No	Centre No	Centre Name	Dinaledi	Quintile	2012			2013			2014		
						Wrote	Achieved	% Achieved	Wrote	Achieved	% Achieved	Wrote	Achieved	% Achieved
NKANGALA	800021097	6353803	Silamba Secondary	N	2	137	94	68.6	201	141	70.1	140	99	70.7
	800021386	6374303	Sithenjisiwe Secondary	N	1	39	24	61.5	50	44	88.0	45	34	75.6
	800021436	6333511	Sivumelene Secondary	N	3	22	19	86.4	51	33	64.7	26	22	84.6
	800021584	6333405	Siyathokoza Secondary	N	1	37	14	37.8	43	25	58.1	33	8	24.2
	800001891	6305002	Siyifunile Secondary	N	3	43	43	100.0	49	47	95.9	43	41	95.3
	800021899	6333410	Sobantu Secondary	N	2	129	99	76.7	123	93	75.6	108	85	78.7
	800021923	6304701	Sofunda Secondary	Y	3	227	144	63.4	272	161	59.2	185	115	62.2
	800022053	6333411	Somkhahlekwa Secondary	N	3	63	44	69.8	59	51	86.4	58	44	75.9
	800022087	6354005	Somsuswa Secondary	N	2	77	72	93.5	134	105	78.4	89	59	66.3
	800022210	6333403	Sovetjheza Secondary	N	2	60	44	73.3	56	36	64.3	69	47	68.1
	800022228	6304703	Sozama Secondary	Y	4	125	116	92.8	147	122	83.0	161	128	79.5
	800022434	6304901	Steelcrest High	N	5	127	124	97.6	134	131	97.8	115	112	97.4
	800005512	6304602	Sundra Secondary	N	1	85	58	68.2	93	71	76.3	76	52	68.4
	800022616	6304603	Swartklip Combined	N	1	46	40	87.0	73	56	76.7	60	54	90.0
	800023267	6333501	Tholulwazi Secondary	Y	3	105	94	89.5	159	119	74.8	95	74	77.9
	800023325	6374502	Thufane Secondary	N	1	95	56	58.9	119	47	39.5	72	54	75.0
	800029561	6305004	Tonteldoos Secondary	N	1	26	10	38.5	46	22	47.8	19	10	52.6
	800023283	6305308	Tp Sililo Secondary	N	3	108	85	78.7	95	69	72.6	103	71	68.9
	800023960	6304905	Tshwenyane Combined	N	5	76	44	57.9	75	54	72.0	65	62	95.4
	800023986	6304802	Tsiki Naledi Secondary	N	3	16	10	62.5	24	10	41.7	22	19	86.4
	800024083	6333412	Ubuhlebethu Secondary	N	3	40	24	60.0	49	42	85.7	32	28	87.5
	800024604	6333408	Vezilwazi Secondary	N	3	30	24	80.0	49	32	65.3	37	27	73.0
	800024786	6353704	Vukani Secondary	N	3	52	45	86.5	132	98	74.2	46	34	73.9
	800024885	6354006	Vukuzame Secondary	N	2	102	78	76.5	146	81	55.5	77	51	66.2
	800024919	6354104	Vukuzenzele Secondary	N	2	95	59	62.1	58	45	77.6	78	70	89.7
	800025064	6354107	Vumabesala Secondary	N	1	81	48	59.3	87	48	55.2	82	55	67.1
	800025478	6305104	Witbank High	Y	5	95	68	71.6	77	65	84.4	111	77	69.4
	800025726	6305202	Zacheus Malaza Secondary	Y	2	291	111	38.1	142	121	85.2	120	92	76.7
	800031088	6353901	Zakheni High	N	3	52	45	86.5	96	72	75.0	74	57	77.0
	800025916	6354105	Zidobhele Secondary	N	2	113	76	67.3	117	60	51.3	96	67	69.8
800029629	6353801	Ziphakamiseni Secondary	N	2	51	41	80.4	74	48	64.9	70	62	88.6	

## 7.7 NORTH WEST





District Name	Nat EMIS No	Centre No	Centre Name	Dinaledi	Quintile	2012			2013			2014		
						Wrote	Achieved	% Achieved	Wrote	Achieved	% Achieved	Wrote	Achieved	% Achieved
BOJANALA	600100010	9111003	Acadamy For Christian Education	N		17	15	88.2	35	35	100.0	30	30	100.0
	600100022	9121005	Alfred Maubane	Y	2	132	88	66.7	137	107	78.1	135	80	59.3
	600100048	9152002	Bafokeng High	N	4	308	195	63.3	264	220	83.3	183	154	84.2
	600100065	9112004	Bakwena High	N	2	80	56	70.0	113	83	73.5	73	42	57.5
	600100091	9142009	Batlang High	N	1	34	31	91.2	22	20	90.9	24	24	100.0
	600100096	9142011	Batlokwa Secondary	N	2	9	9	100.0	14	14	100.0	13	10	76.9
	600100504	9152013	Bergsig High	N	5	141	133	94.3	170	169	99.4	172	168	97.7
	600100137	9152014	Boikagong Secondary	Y	4	121	104	86.0	153	113	73.9	126	90	71.4
	600105062	9152224	Boitekong Secondary	N	3	160	147	91.9	215	182	84.7	181	154	85.1
	600100210	9111017	Botlhabelo High	N	4	100	83	83.0	95	89	93.7	85	75	88.2
	600100505	9111020	Brits High	N	4	205	205	100.0	171	171	100.0	161	158	98.1
	600103619	9111022	Central Secondary	N	4	59	56	94.9	64	60	93.8	55	52	94.5
	600100236	9152016	Charora High	N	1	102	97	95.1	119	111	93.3	109	101	92.7
	600999004	9111264	Eagle Christian College	N		29	27	93.1	42	37	88.1	36	30	83.3
	600100353	9101034	Eletsa Secondary	Y	2	217	167	77.0	151	136	90.1	145	117	80.7
	600100370	9152193	Fields College	N	4	75	75	100.0	96	96	100.0	81	81	100.0
	600105075	9152233	Freedom Park Secondary	N	3	74	60	81.1	109	84	77.1	118	80	67.8
	600100414	9132023	Gaopotlake Secondary	N	3	82	58	70.7	78	67	85.9	86	70	81.4
	600100423	9121041	Gaseitsiwe High	N	1	64	45	70.3	60	56	93.3	49	43	87.8
	600105061	9152227	Geelhout Park Secondary	N	4	85	69	81.2	119	102	85.7	108	105	97.2
	600100506	9152026	Grenswag High	N	4	157	150	95.5	124	123	99.2	102	99	97.1
	600100472	9152027	Grenville High	Y	4	166	161	97.0	166	161	97.0	158	155	98.1
	600100497	9152028	H F Tlou High	Y	4	213	188	88.3	349	284	81.4	170	167	98.2
	600100501	9152029	H T S Rustenburg	N	4	84	75	89.3	84	82	97.6	103	94	91.3
	600100507	9111047	Hartbeespoort High	N	5	153	152	99.3	175	174	99.4	172	169	98.3
	600101448	9101048	Hebron Tech. And Comm. High	Y	4	190	141	74.2	151	141	93.4	196	142	72.4
	600100493	9121049	Hendrik Makapan High	N	3	82	74	90.2	106	87	82.1	94	77	81.9
	600100495	9142030	Herman Thebe High	Y	4	61	51	83.6	60	59	98.3	47	43	91.5
	600100511	9132031	Holy Family Combined	Y	4	52	52	100.0	63	62	98.4	61	60	98.4
	600100528	9121054	Ikaneng High	N	1	26	21	80.8	30	27	90.0	31	29	93.5
	600100530	9101055	Ikatisong Secondary	N	3	87	68	78.2	92	82	89.1	136	112	82.4
	600100534	9152032	Iketletso Secondary	N	2	125	103	82.4	173	130	75.1	81	73	90.1
	600100537	9142033	Ikgomotseng Secondary	N	3	23	16	69.6	11	11	100.0	10	9	90.0
	600100567	9121059	Ithuteng Commercial High	N	3	59	55	93.2	68	65	95.6	101	93	92.1
	600100580	9101262	Itsoseng Combined	N	2	119	79	66.4	77	66	85.7	78	56	71.8
	600100582	9132036	Itumeleng Secondary	N	3	74	38	51.4	54	48	88.9	93	88	94.6
	600100599	9132038	J M Ntsime	Y	4	205	170	82.9	285	254	89.1	220	185	84.1
	600100598	9101061	Jethro Pelle High	N	1	58	37	63.8	46	44	95.7	54	40	74.1
	600100615	9142039	Kalafi High	N	3	25	18	72.0	25	13	52.0	38	20	52.6
	600100653	9152200	Kele Secondary	N		27	24	88.9	40	38	95.0	30	29	96.7
600100655	9152065	Keledi Secondary School	N	3							65	57	87.7	
600100668	9132043	Kgabutle High	N	2	98	62	63.3	82	51	62.2	57	54	94.7	
600100671	9142044	Kgalatlowe High	N	2	30	25	83.3	62	46	74.2	62	47	75.8	

District Name	Nat EMIS No	Centre No	Centre Name	Dinaledi	Quintile	2012			2013			2014		
						Wrote	Achieved	% Achieved	Wrote	Achieved	% Achieved	Wrote	Achieved	% Achieved
BOJANALA	600100673	9132045	Kgamanyane High	Y	2	46	35	76.1	55	53	96.4	46	42	91.3
	600100675	9121063	Kgaphamadi	N	2	131	108	82.4	195	144	73.8	108	101	93.5
	600100706	9152050	Khayaletu Secondary	N	1	78	59	75.6	71	64	90.1	75	62	82.7
	600100736	9101070	Klipgat High	N	1	106	92	86.8	172	156	90.7	111	106	95.5
	600100793	9132058	Kwena Tlase Secondary	N	1	37	37	100.0	83	76	91.6	54	51	94.4
	600100815	9142059	Langa-La-Sembo High	N	1	20	17	85.0	33	31	93.9	26	21	80.8
	600100868	9112063	Lerothodi High	N	4	65	41	63.1	58	46	79.3	50	31	62.0
	600100877	9152064	Lesele Secondary	N	2	31	11	35.5	49	43	87.8	31	25	80.6
	600103620	9111085	Lighthouse Christian College	N		30	27	90.0	39	39	100.0	32	27	84.4
	600100910	9121086	Loalane Secondary	N	1	68	54	79.4	93	82	88.2	67	63	94.0
	600100911	9121087	Lobang High	N	1	15	5	33.3	17	14	82.4	18	15	83.3
	600100932	9101090	Lot Mashiane Secondary	N	1	30	25	83.3	31	27	87.1	30	29	96.7
	600100964	9111095	Machadam Combined	N	3	35	22	62.9	27	23	85.2	16	11	68.8
	600100885	9101072	Madiba-A-Toloane High	N	2	63	46	73.0	78	63	80.8	71	54	76.1
	600103617	9101098	Mafanele High	N	3	35	27	77.1	70	41	58.6	22	18	81.8
	600101040	9132073	Makuka Middle	N	1	40	26	65.0	40	30	75.0	45	35	77.8
	600101043	9111104	Malatse-Motsepe High	Y	3	118	95	80.5	126	117	92.9	113	97	85.8
	600101048	9142074	Malefo High	N	1	114	104	91.2	151	141	93.4	124	106	85.5
	600101221	9121107	Mamodibo High	N	2	52	49	94.2	60	57	95.0	67	59	88.1
	600101066	9132075	Manamakgotha High	N	1	114	91	79.8	110	107	97.3	137	130	94.9
	600101111	9152080	Marikana High	N	1	54	51	94.4	66	63	95.5	63	59	93.7
	600101118	9101114	Maruatona Dikobe High	N	1	23	21	91.3	28	26	92.9	27	27	100.0
	600101140	9152083	Matetenene High	N	2	51	40	78.4	91	52	57.1	58	39	67.2
	600101147	9121115	Matlaisane Secondary	N	4	86	58	67.4	99	80	80.8	75	59	78.7
	600101155	9152087	Matlhare Mokautu High	N	2	79	51	64.6	70	65	92.9	66	64	97.0
	600102384	9111118	Meerhof	N		8	8	100.0	15	15	100.0	14	14	100.0
	600101188	9152092	Meridian College Rustenburg	N		48	40	83.3	58	54	93.1	54	49	90.7
	600105188	9152235	Meriti Secondary	N	4	70	57	81.4	94	83	88.3	99	97	98.0
	600101200	9101120	Micha Kgasi High	Y	2	125	83	66.4	124	106	85.5	61	53	86.9
	600104032	9111121	Michael Modisakeng Secondary	N	1	124	99	79.8	107	94	87.9	120	99	82.5
	600101212	9121124	Mmakaunyana Secondary	N	2	82	67	81.7	56	49	87.5	69	60	87.0
	600101226	9152095	Mmanape High	N	4	62	59	95.2	60	58	96.7	55	53	96.4
	600101228	9121128	Mmankala Tech And Comm High	Y	3	181	137	75.7	217	172	79.3	155	78	50.3
	600101229	9101129	Mmanotshe Moduane High	N	3	66	55	83.3	86	73	84.9	73	59	80.8
	600101266	9132099	Modise Commercial High	N	2	27	20	74.1	19	15	78.9	21	17	81.0
	600101284	9111137	Mogale Secondary	N	2	111	63	56.8	61	56	91.8	73	53	72.6
	600103625	9112104	Mojagedi Secondary	N	1	28	21	75.0	32	31	96.9	17	13	76.5
	600101335	9121143	Molebatsi Secondary	N	2	82	43	52.4	67	51	76.1	42	38	90.5
	600101375	9121144	Moratwe High	N	1	41	37	90.2	34	28	82.4	31	24	77.4
	600101423	9111147	Mothotlung	Y	3	123	71	57.7	123	113	91.9	85	75	88.2
600101445	9121151	Motshegoa High	N	3	47	31	66.0	18	16	88.9	22	15	68.2	
600101449	9101152	Motshwane High	N	1	112	68	60.7	92	78	84.8	98	64	65.3	
600101457	9121153	Motswatmeng High	N	1	67	46	68.7	59	43	72.9	22	19	86.4	

District Name	Nat EMIS No	Centre No	Centre Name	Dinaledi	Quintile	2012			2013			2014		
						Wrote	Achieved	% Achieved	Wrote	Achieved	% Achieved	Wrote	Achieved	% Achieved
BOJANALA	600101469	9132114	Mphela Middle	N	1	14	6	42.9	26	21	80.8	9	9	100.0
	600101482	9152116	Naauwpoort High	N	1	16	14	87.5	18	17	94.4	22	22	100.0
	600101489	9121156	Nchaupe High	N	3	78	42	53.8	80	69	86.3	59	33	55.9
	600101511	9132117	Nkobong High	N	3	25	15	60.0	19	18	94.7	21	21	100.0
	600101536	9101160	Ntolo	N	3	81	50	61.7	109	74	67.9	36	31	86.1
	600101544	9152120	Nural-Iman-Muslim	N		10	10	100.0	18	18	100.0	14	14	100.0
	600101563	9142122	Olefile High	N	2	27	25	92.6	21	21	100.0	40	39	97.5
	600101616	9142123	Phakamile High	N	3	23	20	87.0	17	16	94.1	23	13	56.5
	600101681	9152129	Pres Mangope Tech High	Y	4	272	258	94.9	339	328	96.8	237	232	97.9
	600101692	9101170	Puo-Pha Secondary	N	2	7	7	100.0	7	4	57.1	10	7	70.0
	600104059	9111171	Rabonni Private	N		48	38	79.2	41	39	95.1	39	38	97.4
	600101708	9112131	Rakgatla High	N	4	71	67	94.4	47	40	85.1	57	55	96.5
	600101711	9142132	Rakoko Sen Secondary	Y	3	102	89	87.3	73	70	95.9	79	70	88.6
	600101743	9142138	Ramotshodi High	N	3	35	30	85.7	44	37	84.1	47	23	48.9
	600101755	9132142	Raphurele High	N	2	135	106	78.5	173	135	78.0	121	92	76.0
	600101769	9152143	Rauwane Sepeng Sen Secondary	N	4	179	133	74.3	268	230	85.8	184	162	88.0
	600101823	9101186	Rekopantswe High	N	3	51	24	47.1	37	35	94.6	54	35	64.8
	600101839	9152148	Rethusegile Secondary	N	4	85	68	80.0	86	69	80.2	71	63	88.7
	600100509	9152153	Rustenburg High	Y	4	289	286	99.0	262	261	99.6	272	270	99.3
	600101866	9152154	Rustenburg Opvoedkundige Kollege	N		46	35	76.1	88	77	87.5	63	44	69.8
	600101933	9152162	Sekete Iv High	Y	4	151	115	76.2	200	169	84.5	131	116	88.5
	600101939	9121202	Sekitla High	N	3	20	18	90.0	130	104	80.0	72	59	81.9
	600101953	9142163	Semetsa Secondary	N	3	19	7	36.8	15	13	86.7	28	20	71.4
	600101989	9142167	Shadrack F Zibi Secondary	N	3	14	10	71.4	17	7	41.2	12	4	33.3
	600102017	9142169	St Anne`S High	Y	4	88	88	100.0	78	77	98.7	59	59	100.0
	600102027	9111211	St Teresa High	N	4	133	105	78.9	99	93	93.9	175	161	92.0
	600102071	9111216	Thaba-Morula High	N	3	88	74	84.1	106	90	84.9	61	59	96.7
	600102096	9152177	Thethe High	N	4	152	125	82.2	179	155	86.6	112	101	90.2
	600102103	9101219	Thomas Makgatho High	N	3	40	29	72.5	67	48	71.6	24	24	100.0
	600102109	9121221	Thulare High	N	3	46	40	87.0	77	61	79.2	68	56	82.4
	600103615	9101223	Thuto-Pele High	N	3	173	90	52.0	122	114	93.4	65	63	96.9
	600102153	9152182	Tlhabane Tech. And Comm. High Schoo	Y	4	265	234	88.3	258	234	90.7	199	189	95.0
	600102213	9132184	Tshaile High	N	3	16	9	56.3	20	15	75.0	26	24	92.3
	600102227	9101231	Tshepagalang High	N	3	126	89	70.6	83	74	89.2	83	69	83.1
	600102250	9152187	Tshukudu High	N	5	115	109	94.8	153	140	91.5	124	108	87.1
	600102264	9111237	Tsogo Secondary	Y	3	116	106	91.4	123	120	97.6	103	98	95.1
	600102269	9132189	Tswaidi High	N	3	60	44	73.3	48	43	89.6	57	43	75.4
	600102293	9121241	Utsane High	N	3	204	124	60.8	205	158	77.1	136	93	68.4
	600100510	9111242	Wagpos High	N	4	108	105	97.2	147	144	98.0	148	141	95.3
	600102359	9152191	Zinniaville Secondary	N	4	89	87	97.8	64	64	100.0	66	65	98.5

District Name	Nat EMIS No	Centre No	Centre Name	Dinaledi	Quintile	2012			2013			2014		
						Wrote	Achieved	% Achieved	Wrote	Achieved	% Achieved	Wrote	Achieved	% Achieved
DR. K. KAUNDA	600100020	9215003	Alabama Secondary	N	4	111	71	64.0	98	66	67.3	62	45	72.6
	600105078	9215184	Alabama Combined	N	2	15	10	66.7	20	20	100.0	26	26	100.0
	600104089	9215004	Al-Huda Muslim	N		20	19	95.0	12	12	100.0	12	12	100.0
	600100026	9215005	Are-Fadimeheng	Y	4	136	119	87.5	140	128	91.4	140	115	82.1
	600105122	9225183	B.A. Seobi Secondary	N	3	57	55	96.5	87	87	100.0	78	78	100.0
	600100160	9225009	Boitshoko High	Y	1	125	87	69.6	168	149	88.7	112	95	84.8
	600100190	9215010	Borakanelo Secondary	N	4	83	77	92.8	133	111	83.5	99	90	90.9
	600100199	9204030	Boschpoort Combined	N	1	23	9	39.1	16	13	81.3	19	8	42.1
	600100202	9205011	Boskuil Combined	N	1	10	6	60.0	12	7	58.3	7	7	100.0
	600100213	9225012	Botoka Comprehensive	N	3	133	97	72.9	66	54	81.8	73	65	89.0
	600100238	9215014	Chris Hani Secondary	N	4	45	21	46.7	32	21	65.6	28	9	32.1
	600100241	9215016	Cocekani High	N	2	30	21	70.0	52	35	67.3	60	41	68.3
	600100303	9215019	Dirang Ka Natla Comprehensive High	N	4	72	38	52.8	80	53	66.3	75	39	52.0
	600100348	9215022	Educators High	N		6	6	100.0	11	9	81.8	7	7	100.0
	600100517	9225024	Ferdinand Postma	N	4	75	75	100.0	75	75	100.0	83	83	100.0
	600100389	9215026	Gaenthone Secondary	N	4	53	46	86.8	37	34	91.9	100	74	74.0
	600100428	9205028	Gatelapele Secondary	N	3	117	99	84.6	133	125	94.0	100	95	95.0
	600100734	9215031	H T S Klerksdorp	Y	4	193	179	92.7	142	134	94.4	176	163	92.6
	600100500	9225032	H T S Potchefstroom	N	4	112	98	87.5	102	96	94.1	97	90	92.8
	600100502	9225034	Hoer Volksskool	N	5	188	184	97.9	202	202	100.0	216	206	95.4
	600100626	9215042	Kanana Secondary	N	2	102	74	72.5	72	54	75.0	85	60	70.6
	600100731	9215053	Klerksdorp Secondary	N	4	56	46	82.1	85	71	83.5	62	57	91.9
	600100733	9215051	Klerksdorp High	N	5	130	128	98.5	162	159	98.1	169	169	100.0
	600100866	9204086	Leretletse-Lesedi Secondary	N	1	17	12	70.6	34	29	85.3	36	23	63.9
	600100871	9205060	Leruntse-Lesedi Secondary	N	4	31	23	74.2	29	28	96.6	22	19	86.4
	600100892	9215062	Lethasedi Combined	N	1	29	25	86.2	21	19	90.5	18	18	100.0
	600100914	9215063	Lofdal Christian	N		15	15	100.0	12	12	100.0	5	5	100.0
	600105124	9205182	Maitemogelo Secondary	N	3	49	44	89.8	67	56	83.6	57	49	86.0
	600101060	9204107	Mamoratwa Middle F A	N	1	23	19	82.6	29	27	93.1	20	20	100.0
	600101154	9215068	Matthaleng High	N	2	57	55	96.5	108	97	89.8	72	60	83.3
	600101159	9215069	Matlosane Sen Secondary	N	4	78	58	74.4	92	84	91.3	141	98	69.5
	600101203	9215071	Milner High	Y	4	170	147	86.5	157	140	89.2	145	132	91.0
	600101241	9215072	Mmokeng Secondary	N	4	86	66	76.7	80	72	90.0	103	81	78.6
	600101280	9215073	Mofatlhosi Secondary	N	4	44	42	95.5	95	71	74.7	54	34	63.0
	600104291	9215169	New Vision Secondary	N	4	132	117	88.6	122	105	86.1	109	101	92.7
	600101508	9215079	Nkang-Mahlale Secondary	N	2	137	91	66.4	113	103	91.2	120	75	62.5
	600101534	9205081	Ntlatseng Public Combined	N	1	14	6	42.9	10	7	70.0	10	7	70.0
	600101582	9215086	Orkney High	N	4	67	64	95.5	75	67	89.3	58	57	98.3
	600104247	9215156	Overvaal Privaat Skool	N		9	8	88.9	16	15	93.8	12	11	91.7
	600101620	9215090	Phakela Combined	N	1	24	21	87.5	10	9	90.0	18	18	100.0
600101639	9225092	Phiri High	N	4	26	19	73.1	38	30	78.9	42	30	71.4	
600104104	9215093	Pinnacle Prim And Secondaryboarding	N		16	15	93.8	25	25	100.0	33	26	78.8	

District Name	Nat EMIS No	Centre No	Centre Name	Dinaledi	Quintile	2012			2013			2014			
						Wrote	Achieved	% Achieved	Wrote	Achieved	% Achieved	Wrote	Achieved	% Achieved	
DR. K. KAUNDA	600101661	9225094	Poelano High	N	4	39	32	82.1	39	30	76.9	25	17	68.0	
	600101676	9225100	Potchefstroom Secondary	N	3	43	39	90.7	63	51	81.0	38	38	100.0	
	600101672	9225095	Potchefstroom Boys High	Y	4	96	91	94.8	81	80	98.8	87	84	96.6	
	600101674	9225098	Potchefstroom Gimnasium	N	4	173	173	100.0	211	211	100.0	169	168	99.4	
	600101675	9225099	Potchefstroom Girls High	Y	4	96	96	100.0	104	104	100.0	111	111	100.0	
	600101683	9225104	Promosa Secondary	N	4	66	41	62.1	109	48	44.0	59	28	47.5	
	600101771	9205106	Reabona Secondary	N	3	51	44	86.3	79	68	86.1	59	48	81.4	
	600104096	9204181	Realeka Secondary	Y	2	126	91	72.2	137	115	83.9	130	104	80.0	
	600101804	9225107	Regorogile Combined	N	4	15	15	100.0	8	5	62.5	19	13	68.4	
	600101835	9225108	Resolofetse Secondary	N	4	85	54	63.5	83	65	78.3	83	52	62.7	
	600101883	9204200	Sannieshof High	N	4	28	27	96.4	21	21	100.0	35	35	100.0	
	600101887	9215110	Schoonspruit High	N	4	130	130	100.0	119	118	99.2	129	129	100.0	
	600101928	9225116	Seiphemelo Secondary	N	4	115	92	80.0	100	88	88.0	101	83	82.2	
	600102035	9215118	Stilfontein High	N	4	39	34	87.2	50	49	98.0	77	61	79.2	
	600102126	9215125	Thuto Thebe Secondary	N	4	66	38	57.6	52	40	76.9	53	42	79.2	
	600102122	9225126	Thuto-Boswa Secondary	N	4	96	82	85.4	113	86	76.1	89	65	73.0	
	600102127	9215129	Thuto-Tsebo Middle	N	2	66	60	90.9	105	93	88.6	77	69	89.6	
	600102140	9205131	Tiragalo Secondary	N	3	70	66	94.3	38	37	97.4	64	60	93.8	
	600105167	9204464	Tirisano Secondary	N	2	55	28	50.9	77	41	53.2	28	20	71.4	
	600102172	9204237	Tlhoafalo Secondary	N	2	33	30	90.9	57	48	84.2	49	47	95.9	
	600102181	9225133	Tlokwe Secondary	N	4	143	125	87.4	94	79	84.0	78	61	78.2	
	0	9225187	Tlokwe Ao Exam Centre	N	4				28	22	78.6	24	13	54.2	
	600102202	9215134	Tsamma Secondary	N	4	120	76	63.3	127	94	74.0	86	44	51.2	
	600102216	9215135	Tshebedisano Secondary	Y	4	77	68	88.3	74	69	93.2	116	101	87.1	
	600102217	9215136	Tshedimotsetso Secondary	N	4	123	92	74.8	98	69	70.4	86	52	60.5	
	600102295	9215142	Vaal Reefs Technical High	Y	4	139	106	76.3	119	102	85.7	159	120	75.5	
	600102305	9225144	Ventersdorp High	N	5	12	12	100.0	16	16	100.0	18	18	100.0	
	600102324	9215146	Vuyanimawethu Secondary	Y	3	116	72	62.1	98	70	71.4	106	80	75.5	
	600102335	9215149	Wesvalia High	N	5	132	132	100.0	149	148	99.3	122	122	100.0	
	600102344	9205150	Wolmaransstad High	N	4	68	67	98.5	92	91	98.9	71	67	94.4	
	DR. R. S. MOMPATI	600100041	9304004	Badibana High	N	2	22	20	90.9	26	22	84.6	36	34	94.4
		600100062	9304006	Bakolobeng Junior Secondary	N	2	56	45	80.4	60	57	95.0	60	44	73.3
600100094		9313007	Bathaping High	Y	1	184	115	62.5	221	181	81.9	148	134	90.5	
600100431		9315008	Bloemhof Combined	N	4	42	36	85.7	40	38	95.0	41	37	90.2	
600100135		9313011	Bogosing High	N	1	34	27	79.4	35	33	94.3	21	20	95.2	
600100136		9333012	Boijane High	N	1	61	43	70.5	31	29	93.5	44	38	86.4	
600100152		9304021	Boithaopo High	Y	3	123	98	79.7	99	82	82.8	140	92	65.7	
600100185		9333017	Bopaganang Public	N	3	85	65	76.5	99	60	60.6	93	77	82.8	
600100219		9323022	Bray Intermediate School	N	1							13	9	69.2	
600105106		9313234	Christiana For The Blind	N		6	4	66.7	10	9	90.0	4	2	50.0	
600100239		9315015	Christiana Combined	N	4	39	30	76.9	43	40	93.0	43	34	79.1	
600100245		9333025	Colinda Secondary	N	3	58	40	69.0	72	61	84.7	47	42	89.4	
600100381		9304043	G S Phoi High	N	1	90	27	30.0	37	25	67.6	66	33	50.0	

District Name	Nat EMIS No	Centre No	Centre Name	Dinaledi	Quintile	2012			2013			2014		
						Wrote	Achieved	% Achieved	Wrote	Achieved	% Achieved	Wrote	Achieved	% Achieved
DR. R.S. MOMPATI	600100384	9313034	Gabobidiwe High	N	2	78	46	59.0	54	54	100.0	69	68	98.6
	600104075	9304048	Ga-Khunwana High	N	3	141	103	73.0	95	74	77.9	61	45	73.8
	600100413	9315027	Gaopalelwe Secondary	Y	2	123	36	29.3	126	80	63.5	68	47	69.1
	600100436	9304051	Geysdorp Secondary	N	1	49	36	73.5	36	35	97.2	86	66	76.7
	600100463	9304053	Gothata Secondary	N	1	31	15	48.4	16	15	93.8	25	22	88.0
	600100518	9323045	Huhudi High	N	2	50	48	96.0	120	113	94.2	107	70	65.4
	600100541	9304057	Ikopanyeng Secondary	N	1	59	48	81.4	44	41	93.2	93	88	94.6
	600100549	9335038	Ipelegeng High	Y	4	69	36	52.2	110	66	60.0	46	35	76.1
	600100578	9335039	Itshupeng Secondary	Y	3	138	118	85.5	119	94	79.0	106	92	86.8
	600100596	9333054	Jerry Mahura Secondary	N	2	51	48	94.1	33	33	100.0	40	37	92.5
	600100604	9313055	Joseph Saku Middle	N	1	37	26	70.3	29	22	75.9	39	35	89.7
	600100692	9323068	Kgononyane High	N	1	89	48	53.9	82	73	89.0	107	91	85.0
	600100697	9313070	Kgosietsile-Lethola Middle	N	3	65	44	67.7	73	63	86.3	74	52	70.3
	600100699	9323072	Kgosithebe Combined	N	1	31	20	64.5	19	16	84.2	19	10	52.6
	600100725	9333075	Kismet Secondary	N	4	46	38	82.6	25	24	96.0	27	27	100.0
	600105066	9304279	Kopanelo Secondary	N	3	17	13	76.5	44	36	81.8	28	27	96.4
	600100770	9315056	Kromellenboog Combined	N	1	20	15	75.0	16	12	75.0	13	7	53.8
	600100864	9313085	Lepha Tshimile High	N	1	56	52	92.9	71	55	77.5	71	52	73.2
	600100819	9315059	Le-Rona	N	3	61	56	91.8	57	52	91.2	58	55	94.8
	600100872	9304088	Leruntse-Lesedi High	N	1	50	36	72.0	39	37	94.9	54	53	98.1
	600101594	9304164	Lodirile-Tswaing High	N	1	51	28	54.9	65	38	58.5	51	39	76.5
	600100955	9333091	Maatla High	N	1	105	89	84.8	164	142	86.6	95	61	64.2
	600104057	9304101	Madibogo High	N	2	71	57	80.3	86	80	93.0	77	70	90.9
	600101016	9313094	Majeng Secondary	N	2	50	40	80.0	52	45	86.5	39	36	92.3
	600105077	9313231	Mammutla Secondary	N	3	27	20	74.1	34	22	64.7	17	14	82.4
	600104004	9335155	Mampho Secondary	N	1	70	69	98.6	57	57	100.0	48	47	97.9
	600101071	9313099	Mankuroane Tech And Comm High	N	1	37	32	86.5	64	61	95.3	64	62	96.9
	600101119	9333102	Marubising Secondary	N	2	25	18	72.0	34	31	91.2	28	21	75.0
	600101286	9304131	Mogawane High	N	2	35	26	74.3	22	22	100.0	1	1	100.0
	600101319	9333115	Mokgareng High	N	2	50	32	64.0	48	35	72.9	61	43	70.5
	600101357	9323117	Monchusi Secondary	N	2	50	44	88.0	43	40	93.0	67	61	91.0
	600101380	9323120	Moreri Secondary	N	1	35	25	71.4	45	33	73.3	59	35	59.3
	600101419	9313125	Mothelesi Secondary	N	1	21	14	66.7	28	21	75.0	26	17	65.4
	600101524	9304156	Noto High	N	1	83	47	56.6	50	46	92.0	46	39	84.8
	600101552	9335084	Obang Secondary	N	3	69	47	68.1	41	37	90.2	56	39	69.6
	600104097	9304162	Onkabetse-Thuto Technical And Comm	N	3	87	38	43.7	92	65	70.7	52	25	48.1
	600101590	9313134	P H Moeketsi Agric High	Y	3	39	36	92.3	54	51	94.4	35	34	97.1
	600101632	9304167	Phatsima Secondary	N	3	51	39	76.5	39	37	94.9	71	65	91.5
	600101650	9323143	Pica Pau High	N	1	20	12	60.0	13	8	61.5	17	8	47.1
	600101653	9313145	Pinagare High	Y	3	78	71	91.0	108	104	96.3	91	84	92.3
600101656	9323146	Pitso Lethogile Middle	N	1	16	12	75.0	35	34	97.1	26	23	88.5	
600101687	9333148	Pudumong Secondary	N	3	78	49	62.8	73	59	80.8	78	59	75.6	

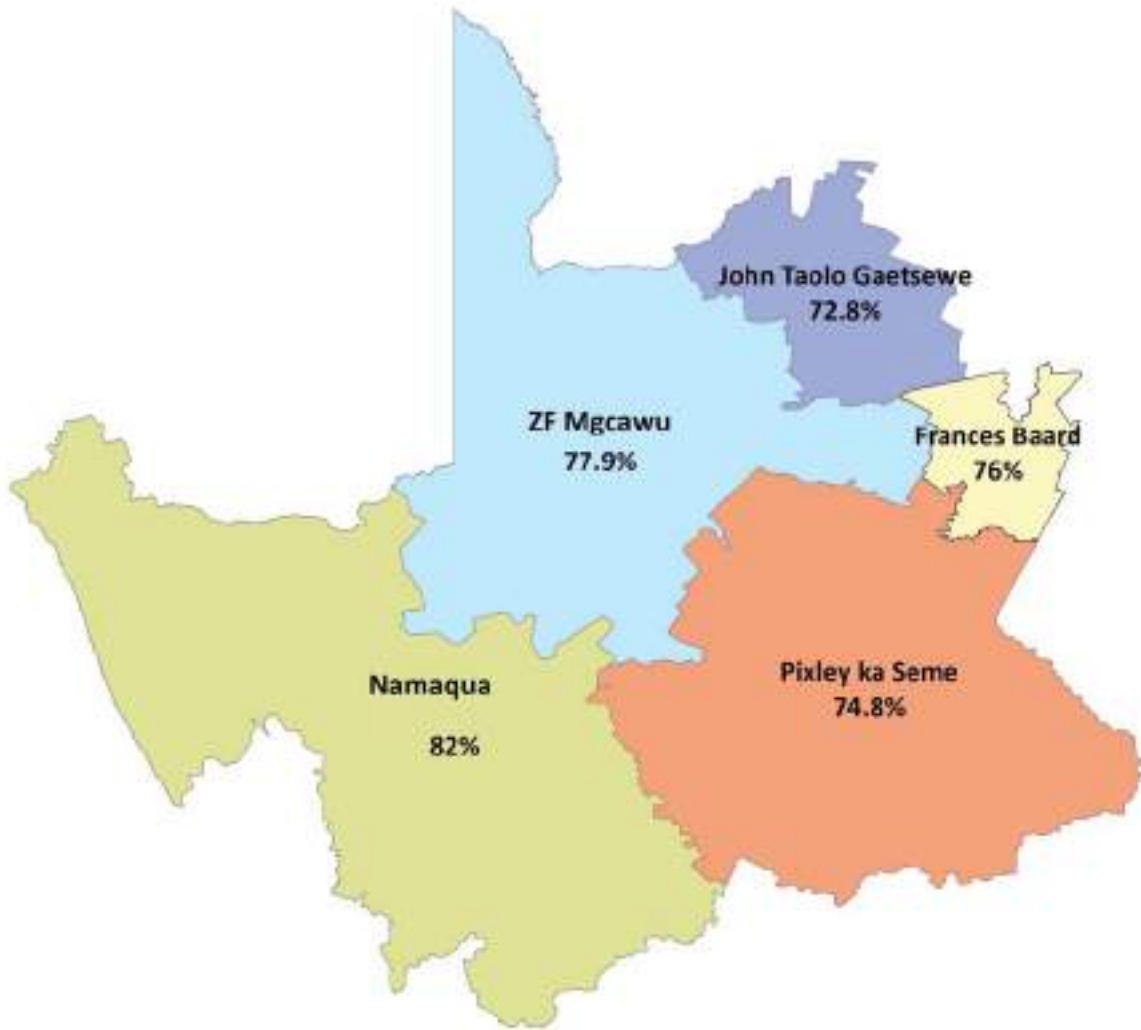
District Name	Nat EMIS No	Centre No	Centre Name	Dinaledi	Quintile	2012			2013			2014		
						Wrote	Achieved	% Achieved	Wrote	Achieved	% Achieved	Wrote	Achieved	% Achieved
DR. R.S. MOMPATI	600101690	9333149	Pule Leeuw Comprehensive Secondary Schoo	N	3	77	57	74.0	102	77	75.5	114	65	57.0
	600100170	9304174	Rakgwedi-Bokang High	N	2	59	46	78.0	52	45	86.5	40	30	75.0
	600104268	9335162	Reabetswe Secondary	N	3	66	49	74.2	127	115	90.6	99	93	93.9
	600101814	9323161	Reitshokile Intermediate	N	1	18	14	77.8	22	14	63.6	16	11	68.8
	600101818	9313162	Reivilo Combined Public	N	3	23	17	73.9	25	18	72.0	30	20	66.7
	600101819	9313163	Reivilo High	N	3	21	10	47.6	23	16	69.6	16	16	100.0
	600105310	9333235	Rekgarathhile Secondary School	N	3							26	23	88.5
	600100503	9335111	Schweizer Reneke High	N	4	28	28	100.0	71	65	91.5	70	60	85.7
	600105132	9313064	Seabo High	N	3	79	55	69.6	87	62	71.3	78	49	62.8
	600101896	9323171	Sebetwane Secondary	N	1	67	34	50.7	90	67	74.4	85	63	74.1
	600101980	9323176	Setswakgosing High	Y	2	138	106	76.8	132	123	93.2	150	132	88.0
	600102025	9313178	St Paul'S High	N	3	85	60	70.6	107	73	68.2	92	64	69.6
	600102031	9333180	Stella High	N	4	18	18	100.0	19	19	100.0	25	25	100.0
	600102073	9313183	Thabasikwa Secondary	N	3	21	18	85.7	13	9	69.2	30	14	46.7
	600102086	9333185	Thapama High	N	1	52	41	78.8	54	47	87.0	69	51	73.9
	600102119	9323190	Thuso Thebe High	N	1	58	46	79.3	51	46	90.2	29	25	86.2
	600102120	9313191	Thusoetsile Middle School	N	1				28	6	21.4	51	31	60.8
	600103604	9315128	Thuto-Lore Public Secondary	N	3	51	21	41.2	78	49	62.8	65	50	76.9
	600102137	9333195	Tiger Kloof Educational Institution	Y	4	64	63	98.4	74	72	97.3	67	62	92.5
	600102183	9323198	Tlotlang-Thuto Middle School	N	1							14	3	21.4
	600102192	9323199	Tong Comprehensive Secondary	N	2	81	60	74.1	115	106	92.2	126	94	74.6
	600102198	9313201	Totonyane Secondary	N	1	19	7	36.8	38	16	42.1	19	3	15.8
	600103611	9323232	Tshipietsile Secondary	N	2	14	5	35.7	11	10	90.9	13	10	76.9
	600102292	9304249	Utlwanang-Barolong Secondary	N	2	110	66	60.0	119	101	84.9	87	75	86.2
	600102298	9315143	Vaalower Secondary	N	3	10	4	40.0	10	8	80.0	10	7	70.0
	600102321	9333217	Vryburg High	N	4	103	100	97.1	130	129	99.2	106	106	100.0
	600104108	9333218	Vryburg Junior Universiteit	N		7	6	85.7	1	1	100.0	5	4	80.0
	600102328	9313219	Walter Letsie Secondary	N	2	44	38	86.4	53	46	86.8	38	14	36.8
NGAKA M. MOLEMA	600100056	9414005	Baitshoki Senior Secondary	N	1	179	148	82.7	101	100	99.0	143	126	88.1
	600100083	9434010	Barolong High	N	2	188	172	91.5	207	191	92.3	220	182	82.7
	600100097	9424013	Batloung Junior Secondary	N	1	74	58	78.4	91	68	74.7	91	68	74.7
	600100101	9434015	Batswana High Commercial	Y	4	141	136	96.5	178	172	96.6	154	148	96.1
	600100109	9414016	Bethel High	Y	4	93	85	91.4	145	138	95.2	95	84	88.4
	600100155	9434022	Boitseanape Tech And Comm	Y	4	66	61	92.4	63	63	100.0	71	67	94.4
	600100188	9414026	Bophirima Secondary	N	1	47	40	85.1	97	92	94.8	47	42	89.4
	600100243	9414033	Coligny High	N	3	18	14	77.8	8	8	100.0	40	40	100.0
	600100255	9424034	Danville Secondary	N	4	76	55	72.4	76	59	77.6	89	62	69.7
	600100374	9414039	F M Ramaboea Techn And Comm High Scho	N	1	14	14	100.0	43	41	95.3	24	24	100.0
	600100385	9402021	Gabonewe Secondary	N	1	35	31	88.6	48	48	100.0	25	25	100.0
	600100386	9414044	Gaborone Secondary	N	1	21	17	81.0	16	13	81.3	14	13	92.9

District Name	Nat EMIS No	Centre No	Centre Name	Dinaledi	Quintile	2012			2013			2014		
						Wrote	Achieved	% Achieved	Wrote	Achieved	% Achieved	Wrote	Achieved	% Achieved
NGAKA M. MOLEMA	600100393	9414047	Gaetsho High	N	1	140	119	85.0	87	84	96.6	130	117	90.0
	600105067	9424277	Golf View Park High	N	4	75	72	96.0	75	71	94.7	94	90	95.7
	600100522	9444054	Ikageleng High	N	1	38	23	60.5	43	37	86.0	38	35	92.1
	600100586	9414063	J M Lekgetha Commercial High	N	1	72	67	93.1	72	68	94.4	43	43	100.0
	600100593	9444065	Jangjo Secondary	N	2	47	34	72.3	38	35	92.1	49	38	77.6
	600100612	9434066	Kagiso Barolong High	N	2	18	15	83.3	28	28	100.0	29	28	96.6
	600100642	9434068	Kebalepile Jun Secondary	N	4	125	109	87.2	137	134	97.8	115	110	95.7
	600103608	9424069	Kebonang Secondary	N	4	138	108	78.3	117	105	89.7	130	119	91.5
	600103624	9414071	Kgoke Lesabe Public	N	1	39	27	69.2	15	13	86.7	23	21	91.3
	600100759	9414077	Kopanelo Combined	N	1	16	15	93.8	22	18	81.8	23	22	95.7
	600100768	9402056	Koster High	N	3	33	33	100.0	39	38	97.4	44	44	100.0
	600100783	9404079	Kutlwano Combined	N	1	10	6	60.0	5	5	100.0	9	9	100.0
	600100816	9424080	Lapologang Sen Secondary	N	4	154	89	57.8	132	98	74.2	104	78	75.0
	600100882	9434089	Leteane High	N	3	93	84	90.3	127	101	79.5	71	66	93.0
	600100898	9424090	Letsatsing High	Y	4	170	142	83.5	180	171	95.0	118	90	76.3
	600100904	9414095	Lichtenburg High	N	5	193	190	98.4	248	248	100.0	240	239	99.6
	600104001	9424099	Maano Secondary	N	2	45	35	77.8	32	28	87.5	30	22	73.3
	600100967	9424100	Madiba High	N	1	11	6	54.5	13	12	92.3	15	15	100.0
	600100984	9424102	Mafikeng High	N	4	96	82	85.4	86	78	90.7	85	75	88.2
	600103606	9444112	Maruapula Secondary	N	1	29	17	58.6	30	24	80.0	34	30	88.2
	600104037	9434115	Maselwanyane High	N	1	32	29	90.6	43	35	81.4	28	20	71.4
	600101169	9444117	Matthews Mangope High	N	1	10	10	100.0	16	16	100.0	17	17	100.0
	600101207	9424120	Mmabatho High	Y	4	183	165	90.2	191	187	97.9	127	117	92.1
	600101210	9444123	Mmajane Secondary	N	2	70	57	81.4	93	70	75.3	65	43	66.2
	600101213	9444124	Mmakgaje Secondary	N	2	9	8	88.9	9	7	77.8	10	2	20.0
	600101240	9434127	Mmoledi High	N	2	61	52	85.2	40	34	85.0	71	66	93.0
	600101251	9424129	Mococe High	N	2	97	78	80.4	61	59	96.7	65	63	96.9
	600101274	9402218	Moedwil Secondary	N	1	35	29	82.9	31	31	100.0	24	23	95.8
	600101275	9402100	Moefi High	N	2	30	27	90.0	36	35	97.2	24	20	83.3
	600101283	9434130	Mogakolodi-Masibi Compr.	N	1	25	25	100.0	33	29	87.9	44	44	100.0
	600101315	9444135	Mokgakala High	N	2	77	65	84.4	96	85	88.5	64	51	79.7
	600101029	9444136	Mokgojwa Intermediate	N	2	25	15	60.0	15	13	86.7	16	10	62.5
	600105254	9424476	Molelwane Secondary School	N	3	64	56	87.5	96	90	93.8	75	65	86.7
	600101374	9402108	Morare	N	3	104	84	80.8	72	69	95.8	67	62	92.5
	600101376	9414140	More Secondary	N	1	12	12	100.0	33	33	100.0	19	17	89.5
	600101395	9444142	Mosekaphofu Secondary	N	1	26	24	92.3	31	23	74.2	29	19	65.5
	600101406	9434144	Mosikare Secondary	N	1	64	53	82.8	104	90	86.5	93	65	69.9
	600101420	9434146	Mothibinyane High	N	2	52	45	86.5	38	33	86.8	27	27	100.0
	600101434	9402110	Mothhaputseng	N	4	98	81	82.7	111	109	98.2	95	86	90.5
	600101439	9444148	Motsaalore Secondary	N	1	43	29	67.4	61	48	78.7	46	34	73.9
600101458	9444149	Motswedi High	Y	3	223	211	94.6	300	268	89.3	218	195	89.4	
600101459	9424150	Motuba High	N	1	43	29	67.4	32	21	65.6	46	38	82.6	
600101467	9402113	Mphe-Bana Secondary	N	2	124	87	70.2	128	108	84.4	113	96	85.0	



District Name	Nat EMIS No	Centre No	Centre Name	Dinaledi	Quintile	2012			2013			2014		
						Wrote	Achieved	% Achieved	Wrote	Achieved	% Achieved	Wrote	Achieved	% Achieved
NGAKA M. MOLEMA	600101475	9444152	Mpolokang High	N	1	70	66	94.3	57	56	98.2	81	75	92.6
	600100843	9444153	N.R. Mandela Comm. Secondary	N	2	38	33	86.8	25	21	84.0	30	23	76.7
	600101501	9444154	Ngotwana Secondary	N	3	36	29	80.6	46	29	63.0	64	48	75.0
	600101528	9444157	Ntebogang Secondary	Y	3	86	49	57.0	62	53	85.5	38	31	81.6
	600104266	9424259	Onkgopotse Tiro Comp.	N	1	34	34	100.0	33	33	100.0	46	43	93.5
	600101619	9444165	Phakedi High	N	3	35	31	88.6	40	37	92.5	33	25	75.8
	600101630	9444166	Phatlhoso High	N	3	10	10	100.0	14	10	71.4	10	9	90.0
	600101695	9434171	R A Kobue High	N	1	78	38	48.7	82	59	72.0	56	51	91.1
	600101720	9434175	Ramaine High	N	3	33	26	78.8	63	54	85.7	45	43	95.6
	600101728	9444177	Ramatu High	N	3	68	64	94.1	91	90	98.9	92	80	87.0
	600101742	9444179	Ramotshere High	Y	3	171	102	59.6	169	135	79.9	131	108	82.4
	600101782	9444183	Rearabilwe Secondary	N	1	54	49	90.7	69	63	91.3	91	79	86.8
	600104292	9414475	Reboneilwe Secondary	N	3	40	39	97.5	113	106	93.8	54	52	96.3
	600101789	9402146	Reebone Secondary	N	2	56	45	80.4	89	88	98.9	83	65	78.3
	600101801	9414188	Regolotswe High	Y	3	152	117	77.0	116	108	93.1	92	73	79.3
	600101806	9434189	Reikanne High	N	3	21	20	95.2	50	48	96.0	51	41	80.4
	600101809	9402147	Reipuseng High	N	3	51	40	78.4	30	30	100.0	29	28	96.6
	600101871	9424196	S.C. Kgobokoe High	N	2	30	24	80.0	56	47	83.9	46	38	82.6
	600101875	9444198	Sakalengwe High School	N	3							7	5	71.4
	600101915	9402159	Sefutswelo High	N	3	44	32	72.7	65	58	89.2	68	45	66.2
	600101930	9424205	Sejankabo High	N	2	67	44	65.7	55	53	96.4	100	86	86.0
	600101948	9434208	Seleje Secondary	N	1	22	22	100.0	33	32	97.0	19	19	100.0
	600104248	9424211	Setlopo Science And Comm	N	2	91	51	56.0	127	99	78.0	75	68	90.7
	600101982	9424212	Setumo High	N	2	114	94	82.5	122	97	79.5	154	119	77.3
	600101987	9402166	Sewagodimo Tech. And Comm. High	N	1	36	32	88.9	45	45	100.0	25	23	92.0
	600104106	9424216	Sol Plaatje Secondary	Y	4	155	152	98.1	151	149	98.7	139	136	97.8
	600102028	9424218	St Mary`S Secondary	N	4	63	45	71.4	70	70	100.0	61	58	95.1
	600100430	9402172	Swartruggens Combined	N	4	19	16	84.2	20	20	100.0	18	18	100.0
	600102060	9414219	Tau-Rapulana High	N	1	122	88	72.1	109	97	89.0	105	82	78.1
	600102090	9402175	Thebe-Ya-Tlhajwa Middle	N	1	32	27	84.4	41	38	92.7	36	32	88.9
	600102123	9404227	Thuto-Ke-Matla Secondary	N	4	16	10	62.5	14	14	100.0	11	11	100.0
	600102407	9434254	Tlamelang Special	N		3	3	100.0	4	4	100.0	5	5	100.0
	600102165	9444235	Tlhaole High	N	3	124	100	80.6	120	102	85.0	116	95	81.9
	600102243	9434242	Tshoganyetso High	N	2	54	38	70.4	47	41	87.2	43	32	74.4
	600102271	9414248	Tswelopele High	Y	3	91	60	65.9	56	53	94.6	66	50	75.8
	600102360	9434250	Z M Seatlholo High	N	2	28	23	82.1	36	36	100.0	48	48	100.0
600105069	9444278	Zeerust Combined	N	4	46	41	89.1	39	36	92.3	44	39	88.6	
600102353	9444251	Zeerust High	N	5	103	99	96.1	108	100	92.6	124	120	96.8	

## 7.8 NORTHERN CAPE



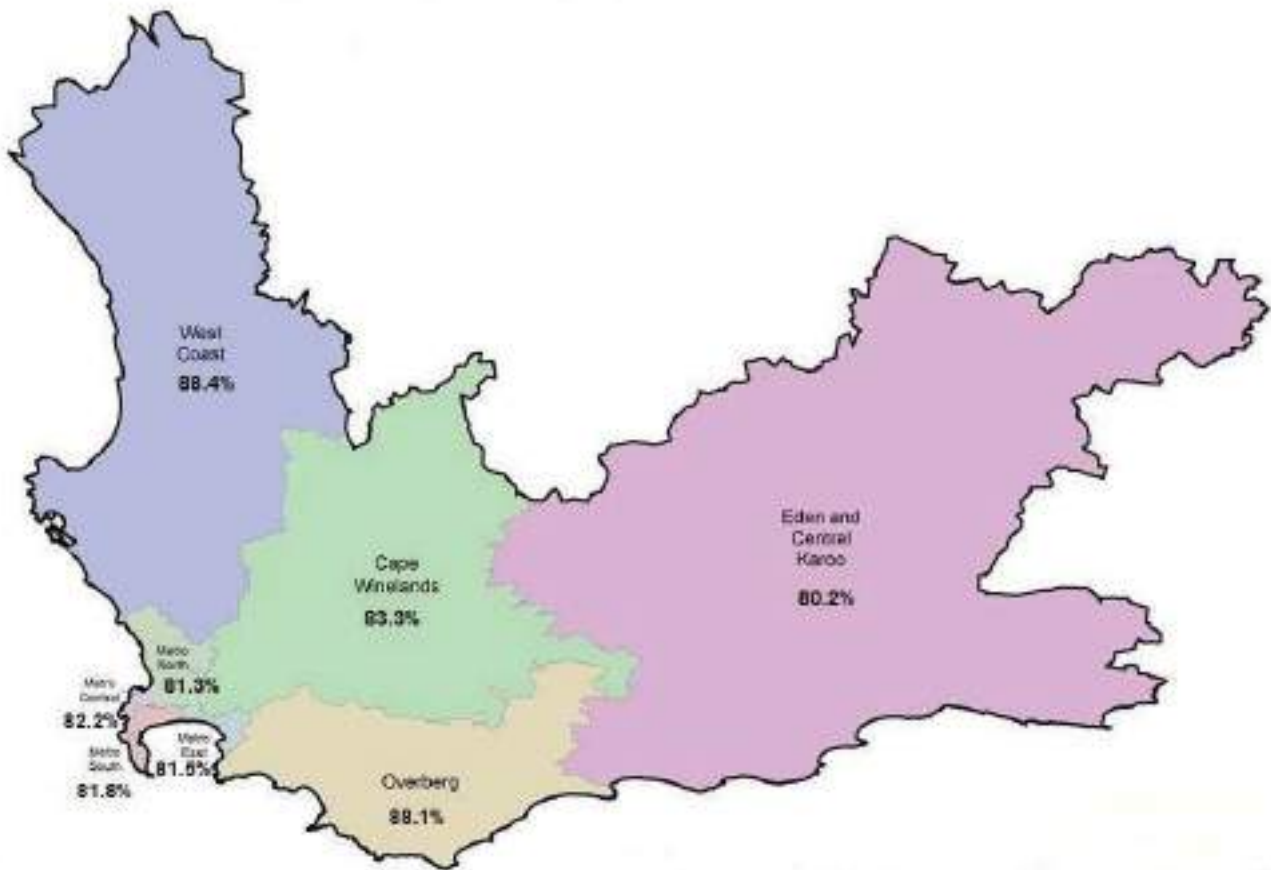
District Name	Nat EMIS No	Centre No	Centre Name	Dinaledi	Quintile	2012			2013			2014			
						Wrote	Achieved	% Achieved	Wrote	Achieved	% Achieved	Wrote	Achieved	% Achieved	
FRANCES BAARD	300017302	2017302	Banksdrift High	N	2	93	72	77.4	122	99	81.1	120	64	53.3	
	300013401	2013401	Boresetse High	N	3	113	79	69.9	115	78	67.8	163	88	54.0	
	300013302	2013302	Dikgatlong High	N	1	75	49	65.3	78	42	53.8	43	30	69.8	
	300015406	2015406	E P Lekhela High	N	2	101	67	66.3	131	75	57.3	86	62	72.1	
	300010706	2010706	Elizabeth Conradie	N		12	12	100.0	10	10	100.0	16	14	87.5	
	300011303	2011303	Emang Mmogo High	N	2	113	79	69.9	140	88	62.9	105	66	62.9	
	300011401	2011401	Floors High	N	4	135	109	80.7	132	91	68.9	106	93	87.7	
	300016403	2016403	Greenpoint High	N	3	46	37	80.4	88	47	53.4	42	29	69.0	
	300012601	2012601	H/Landbouskool Noord-Kaapland	N	5	40	35	87.5	26	20	76.9	33	30	90.9	
	300012301	2012301	H/Skool Barkly-Wes	N	3	46	31	67.4	67	39	58.2	60	37	61.7	
	300017401	2017401	H/Skool Hartswater	N	4	67	65	97.0	59	58	98.3	62	60	96.8	
	300011501	2011501	H/Tegniese Skool Kimberley	N	5	73	66	90.4	113	99	87.6	92	79	85.9	
	300012401	2012401	Hoerskool Adamantia	N	5	67	67	100.0	95	95	100.0	83	83	100.0	
	300011304	2011304	Hoerskool Delportshoop	N	3	26	21	80.8	44	32	72.7	30	17	56.7	
	300015401	2015401	Hoerskool Diamantveld	N	5	141	140	99.3	142	135	95.1	132	129	97.7	
	300011402	2011402	Hoerskool Noord-Kaap	Y	5	183	179	97.8	190	185	97.4	165	162	98.2	
	300015404	2015404	Hoerskool Pescodia	N	3	66	46	69.7	146	89	61.0	104	71	68.3	
	300014303	2014303	Hoerskool Rietvale	N	1	58	37	63.8	75	42	56.0	64	41	64.1	
	300017402	2017402	Hoerskool Vaalharts	N	5	41	41	100.0	42	42	100.0	39	38	97.4	
	300013402	2013402	Hoerskool Vaalrivier	N	5	18	17	94.4	24	24	100.0	21	21	100.0	
	300017403	2017403	Hoerskool Warrenton	N	4	28	23	82.1	25	15	60.0	19	19	100.0	
	300017305	2017305	Hoerskool Warrenvale	N	2	32	21	65.6	26	19	73.1	30	18	60.0	
	300012402	2012402	Homevale High	N	3	174	113	64.9	206	126	61.2	194	114	58.8	
	300016302	2016302	Ixunkhwesa Combined	N	1	8	6	75.0	12	10	83.3	13	6	46.2	
	600100690	2100690	Kgomotso High	Y	2	106	82	77.4	199	133	66.8	286	180	62.9	
	300015403	2015403	Kimberley Boys' High	N	5	78	77	98.7	84	78	92.9	74	67	90.5	
	300011403	2011403	Kimberley Girls' High	Y	5	116	116	100.0	122	122	100.0	124	124	100.0	
	300017404	2017404	Mogomotsi High	Y	1	187	74	39.6	162	74	45.7	112	85	75.9	
	300101600	2101600	Pampierstad High	N	3	130	119	91.5	241	210	87.1	179	162	90.5	
	300010705	2010705	Re Tlameleng Special School	N					3	1	33.3	3	3	100.0	
	300012304	2012304	Reakantswe Intermediate	N	1	31	25	80.6	26	18	69.2	28	22	78.6	
	300014402	2014402	St Boniface High	N			120	85	70.8	168	136	81.0	140	131	93.6
	300017307	2017307	St Cyprian's Grammar	N			16	14	87.5	18	17	94.4	13	12	92.3
	300016402	2016402	Tetlanyo High	N	2	103	83	80.6	111	102	91.9	98	89	90.8	
	300012403	2012403	Thabane High	N	2	85	51	60.0	116	43	37.1	67	53	79.1	
	300017405	2017405	Tlhwahalang High	N	1	176	100	56.8	263	146	55.5	129	69	53.5	
	300015405	2015405	Tshireleco High	N	2	89	46	51.7	124	73	58.9	72	48	66.7	
	300017304	2017304	Vaalharts Gekombineerde Skool	N	1	39	29	74.4	48	37	77.1	18	11	61.1	
	300012404	2012404	Vuyolwethu High	Y	2	181	119	65.7	126	107	84.9	167	109	65.3	
	300014403	2014403	William Pescod High	Y	4	120	108	90.0	166	138	83.1	129	96	74.4	

District Name	Nat EMIS No	Centre No	Centre Name	Dinaledi	Quintile	2012			2013			2014		
						Wrote	Achieved	% Achieved	Wrote	Achieved	% Achieved	Wrote	Achieved	% Achieved
JOHN TAOLO GAETSEWE	600100055	2100055	Baitiredi Tech	Y	3	96	77	80.2	160	111	69.4	104	94	90.4
	300045219	2045219	Bankhara Bodulong High School	N	1	32	29	90.6	39	35	89.7	30	30	100.0
	600100095	2100095	Batharo-Tlhaping	N	3	126	69	54.8	207	112	54.1	177	143	80.8
	600100397	2100397	Galaletsang High	Y	3	98	76	77.6	147	118	80.3	114	80	70.2
	300044208	2044208	Hoerskool Gamagara	N	1	34	25	73.5	27	16	59.3	29	15	51.7
	300045401	2045401	Hoerskool Kalahari	N	5	118	108	91.5	159	151	95.0	131	115	87.8
	300044402	2044402	Hoerskool Kathu	N	5	108	102	94.4	119	107	89.9	126	112	88.9
	300044302	2044302	Hoerskool Langberg	N	3	24	17	70.8	19	14	73.7	53	30	56.6
	300045403	2045403	Hoerskool Wrenchville	N	3	140	55	39.3	71	31	43.7	45	18	40.0
	300045303	2045303	Hotazel Combined	N	3	21	13	61.9	29	21	72.4	24	12	50.0
	600100526	2100526	Ikakanyeng Secondary	N	1	15	10	66.7	19	15	78.9	18	9	50.0
	300100573	2100573	Itlotleng High	N	1	59	32	54.2	53	38	71.7	47	21	44.7
	600100769	2100769	K P Toto Tech & Comm High	N	1	69	29	42.0	46	35	76.1	78	62	79.5
	600100774	2100774	K S Shuping High	N	1	40	33	82.5	36	30	83.3	48	35	72.9
	600100873	2100873	Lesedi High	N	1	38	30	78.9	54	46	85.2	43	34	79.1
	300101562	2101562	Olebogeng Secondary	N	1	29	18	62.1	40	32	80.0	21	20	95.2
	600101617	2101617	Phakane High	N	3	14	11	78.6	35	33	94.3	50	24	48.0
	300101655	2101655	Pitso-Jantjie High	N	3	78	35	44.9	87	62	71.3	71	47	66.2
	300101821	2101821	Rekgarathlile High	Y	3	114	55	48.2	201	85	42.3	85	40	47.1
600101827	2101827	Remmogo High	N	3	107	56	52.3	95	90	94.7	127	93	73.2	
NAMAQUA	300032302	2032302	F J Smit Intermediate	N	5	49	25	51.0	39	32	82.1	31	26	83.9
	300034206	2034206	Hoerskool Aggeneys	N	5	27	24	88.9	16	13	81.3	22	21	95.5
	300031402	2031402	Hoerskool Alexanderbaai	N	5	30	30	100.0	33	32	97.0	32	29	90.6
	300034304	2034304	Hoerskool Boesmanland	N	4	63	44	69.8	60	44	73.3	60	42	70.0
	300033402	2033402	Hoerskool Calvinia	N	5	30	26	86.7	30	30	100.0	40	33	82.5
	300031401	2031401	Hoerskool Concordia	N	4	67	64	95.5	95	92	96.8	93	84	90.3
	300033301	2033301	Hoerskool Fraserburg	N	2	20	20	100.0	24	23	95.8	14	14	100.0
	300033302	2033302	Hoerskool Garies	N	5	35	31	88.6	52	48	92.3	31	28	90.3
	300033401	2033401	Hoerskool Hantam	N	4	57	48	84.2	79	65	82.3	68	57	83.8
	300032305	2032305	Hoerskool Kharkhams	N	1	38	38	100.0	35	33	94.3	41	37	90.2
	300033211	2033211	Hoerskool Loeriesfontein	N	4	20	13	65.0	19	17	89.5	22	17	77.3
	300031302	2031302	Hoerskool Nababeep	N	5	51	39	76.5	60	46	76.7	68	47	69.1
	300032401	2032401	Hoerskool Namakwaland	N	5	67	67	100.0	88	88	100.0	62	61	98.4
	300034309	2034309	Hoerskool O'kiep	N	4	46	41	89.1	54	51	94.4	53	42	79.2
	300032308	2032308	Hoerskool Port Nolloth	N	4	36	29	80.6	41	37	90.2	58	38	65.5
	300033313	2033313	Hoerskool Protea	N	2	21	21	100.0	19	17	89.5	17	15	88.2
	300032402	2032402	Hoerskool S A Van Wyk	Y	5	42	33	78.6	53	40	75.5	54	41	75.9
	300031403	2031403	Hoerskool Steinkopf	N	4	91	86	94.5	72	69	95.8	87	66	75.9
	300033303	2033303	Hoerskool Sutherland	Y	4	7	7	100.0	16	15	93.8	9	9	100.0
	300033304	2033304	Hoerskool Williston	N	4	16	14	87.5	14	13	92.9	29	24	82.8
300034401	2034401	St Anna Privaatskool	N		19	19	100.0	20	17	85.0	30	24	80.0	

District Name	Nat EMIS No	Centre No	Centre Name	Dinaledi	Quintile	2012			2013			2014		
						Wrote	Achieved	% Achieved	Wrote	Achieved	% Achieved	Wrote	Achieved	% Achieved
PIXLEY KA SEME	300011404	2011404	Bongani High	N	2	44	23	52.3	65	51	78.5	48	43	89.6
	300023401	2023401	Enoch Mthetho High	N	2	37	20	54.1	28	15	53.6	36	11	30.6
	300024401	2024401	Hoerskool Carnarvon	Y	4	48	40	83.3	64	42	65.6	60	44	73.3
	300023302	2023302	Hoerskool Colesberg	N	4	32	31	96.9	47	47	100.0	30	30	100.0
	300021401	2021401	Hoerskool De Aar	N	5	50	48	96.0	66	66	100.0	75	75	100.0
	300011305	2011305	Hoerskool Douglas	N	5	34	34	100.0	31	30	96.8	34	34	100.0
	300022402	2022402	Hoerskool Gariep	N	4	65	38	58.5	77	48	62.3	62	56	90.3
	300022301	2022301	Hoerskool Hopetown	N	4	23	23	100.0	13	13	100.0	23	23	100.0
	300016401	2016401	Hoerskool Karrikamma	N	2	46	37	80.4	61	47	77.0	60	39	65.0
	300021404	2021404	Hoerskool Orion	N	2	108	80	74.1	98	69	70.4	88	48	54.5
	300021402	2021402	Hoerskool Petrusville	N	1	35	21	60.0	50	34	68.0	39	31	79.5
	300022302	2022302	Hoerskool Prieska	N	5	27	27	100.0	33	33	100.0	31	30	96.8
	300024303	2024303	Hoerskool Richmond	N	4	32	26	81.3	62	35	56.5	41	27	65.9
	300022305	2022305	Hoerskool Steynville	N	3	47	42	89.4	47	47	100.0	68	63	92.6
	300022303	2022303	Hoerskool Theron	N	2	20	17	85.0	27	23	85.2	16	9	56.3
	300021405	2021405	Hoerskool Veritas	N	2	69	58	84.1	62	51	82.3	74	43	58.1
	300024307	2024307	Hoerskool Victoria-Wes	N	2	39	33	84.6	46	35	76.1	38	23	60.5
	300011302	2011302	Hoerskool Weslaan	Y	4	132	80	60.6	137	82	59.9	76	67	88.2
	300021403	2021403	Monwabisi High	Y	3	80	42	52.5	82	48	58.5	70	51	72.9
	300023303	2023303	Noupoort Gekombineerde Skool	N	4	48	43	89.6	57	41	71.9	29	24	82.8
	300023402	2023402	Phakamisani High	N	2	22	15	68.2	22	14	63.6	39	14	35.9
	300021208	2021208	Philipstown High	N	1	12	12	100.0	15	12	80.0	17	13	76.5
	300022307	2022307	Strydenburg Combined	N	2	20	18	90.0	15	15	100.0	15	12	80.0
	300023403	2023403	Umso High	N	2	135	50	37.0	114	41	36.0	77	44	57.1
	300024304	2024304	Victoria-Wes Gekombineerde Skool	N	2	25	17	68.0	23	23	100.0	32	27	84.4

District Name	Nat EMIS No	Centre No	Centre Name	Dinaledi	Quintile	2012			2013			2014		
						Wrote	Achieved	% Achieved	Wrote	Achieved	% Achieved	Wrote	Achieved	% Achieved
ZF MGCWU	300041401	2041401	Hoerskool A J Ferreira	N	4	131	81	61.8	130	99	76.2	79	58	73.4
	300044401	2044401	Hoerskool Blinkklip	N	4	111	79	71.2	100	64	64.0	124	87	70.2
	300043401	2043401	Hoerskool Carlton Van Heerden	Y	4	137	119	86.9	139	119	85.6	180	150	83.3
	300045302	2045302	Hoerskool Danielskuil	N	5	67	61	91.0	58	51	87.9	84	76	90.5
	300041402	2041402	Hoerskool Duineveld	N	5	143	143	100.0	184	183	99.5	153	148	96.7
	300043402	2043402	Hoerskool Groblershoop	N	4	89	71	79.8	92	77	83.7	93	77	82.8
	300043303	2043303	Hoerskool Kakamas	N	4	40	21	52.5	128	89	69.5	130	78	60.0
	300042303	2042303	Hoerskool Keimoes	N	4	28	26	92.9	41	30	73.2	59	44	74.6
	300034305	2034305	Hoerskool Kenhardt	N	2	67	52	77.6	37	31	83.8	40	28	70.0
	300045402	2045402	Hoerskool Kuilsville	N	4	94	72	76.6	95	41	43.2	81	63	77.8
	300043403	2043403	Hoerskool Martin Oosthuizen	N	5	43	43	100.0	39	38	97.4	37	37	100.0
	300042401	2042401	Hoerskool Oranjezicht	N	4	99	72	72.7	108	76	70.4	102	73	71.6
	300044403	2044403	Hoerskool Postmasburg	N	5	56	52	92.9	47	43	91.5	48	44	91.7
	300041301	2041301	Hoerskool Rietfontein	N	1	49	43	87.8	63	40	63.5	59	35	59.3
	300043306	2043306	Hoerskool S C Kearns	N	4	160	125	78.1	169	106	62.7	140	99	70.7
	300042403	2042403	Hoerskool Saul Damon	Y	3	179	126	70.4	196	111	56.6	168	100	59.5
	300041403	2041403	Hoerskool Upington	N	5	111	111	100.0	104	102	98.1	120	118	98.3
	300042402	2042402	Paballelo High	N	1	49	33	67.3	69	61	88.4	48	39	81.3
	300044404	2044404	Ratang-Thuto High	N	2	69	50	72.5	57	52	91.2	68	59	86.8

## 7.9 WESTERN CAPE



District Name	Nat EMIS No	Centre No	Centre Name	Dinaledi	Quintile	2012			2013			2014		
						Wrote	Achieved	% Achieved	Wrote	Achieved	% Achieved	Wrote	Achieved	% Achieved
CAPE WINELANDS	108007173	1317746	Al-Azhar Institute Of Paarl	N		10	6	60.0	8	5	62.5	5	4	80.0
	127333522	1318803	Ashton Sekondêre Skool	N	3	73	57	78.1	73	56	76.7	97	67	69.1
	127041104	1318802	Ashton Public Combined	N	2	33	24	72.7	39	32	82.1	35	33	94.3
	126333581	1318805	Bella Vista Hs.	N	4	122	93	76.2	146	112	76.7	117	102	87.2
	112473340	1317701	Bergrivier Sekondêre	N	4	146	80	54.8	118	102	86.4	114	80	70.2
	109310202	1317702	Bloemhof Hs.	N	5	134	134	100.0	143	143	100.0	137	137	100.0
	108306202	1317703	Boland Landbouskool	N	5	64	64	100.0	55	55	100.0	68	68	100.0
	117312202	1318806	Bonnievale Hs.	N	4	57	57	100.0	58	58	100.0	54	54	100.0
	130333352	1318809	Breerivier Hs.	Y	4	196	149	76.0	208	134	64.4	186	138	74.2
	108008338	1317776	Bridges Academy	N		5	5	100.0	8	7	87.5	12	9	75.0
	126333034	1318810	Ceres Sekondêre	N	4	133	105	78.9	160	131	81.9	132	95	72.0
	108473480	1317704	Charleston Hill Sekondêre	N	2	130	91	70.0	127	91	71.7	156	86	55.1
	126310214	1318811	Charlie Hofmeyr Hs.	N	5	129	127	98.4	126	125	99.2	98	96	98.0
	109323535	1317705	Cloeteville Hs.	N	4	137	87	63.5	155	127	81.9	152	119	78.3
	130333409	1318812	De Kruine Sekondêre	N	1	55	39	70.9	59	40	67.8	58	44	75.9
	130315604	1318813	De La Bat-Skool	N		4	4	100.0	4	4	100.0	4	4	100.0
	130042202	1317706	Desmond Mpilo Tutu Secondary	Y	1	164	80	48.8	114	79	69.3	160	122	76.3
	130303201	1318815	Drostdy Hts.	N	5	153	153	100.0	164	162	98.8	141	140	99.3
	130333344	1318818	Esselenpark Sekondêre	N	4	119	99	83.2	174	167	96.0	192	170	88.5
	108312212	1317707	Franschhoek Hs	N	4				29	26	89.7	31	28	90.3
	108310233	1317708	Gimnasium Hs. (Paarl)	N	5	217	216	99.5	224	223	99.6	211	210	99.5
	130312220	1318820	Goudini Hs.	N	5	29	28	96.6	30	27	90.0	34	23	67.6
	108473502	1317710	Groendal Sekondêre	N	1	125	88	70.4	149	108	72.5	109	94	86.2
	130333557	1318828	Hexvallei Sekondêre	N	2	104	91	87.5	123	103	83.7	124	104	83.9
	130312225	1318827	Hexvallei Hs.	N	5	14	13	92.9	22	20	90.9	27	26	96.3
	108310249	1317716	Hoer Jongenskool Paarl	N	5	174	174	100.0	164	164	100.0	178	177	99.4
	112310243	1317715	Hugenote Hs.	N	5	176	175	99.4	158	157	99.4	148	148	100.0
	130007282	1317778	Ihlumelo Junior Secondary	N	1	149	89	59.7	127	107	84.3	204	108	52.9
	126041327	1318829	Iingcinga Zethu Secondary	N	1	89	65	73.0	87	57	65.5	124	54	43.5
	109042106	1317717	Kayamandi Secondary	N	1	104	84	80.8	133	113	85.0	142	97	68.3
	108473367	1317719	Klein Nederburg Sekondêre	Y	4	184	159	86.4	255	233	91.4	223	198	88.8
	108473499	1317720	Kylemore Sekondêre	N	2	107	57	53.3	89	64	71.9	107	73	68.2
	108310254	1317722	La Rochelle Meisies Hs.	N	5	108	108	100.0	113	113	100.0	106	106	100.0
	108310257	1317721	Labori Hs.	N	5	96	95	99.0	86	81	94.2	76	71	93.4
	128333026	1318832	Langeberg Sekondêre	Y	3	172	160	93.0	200	168	84.0	190	142	74.7
	109323411	1317723	Luckhoff Sekondêre	Y	4	110	101	91.8	114	100	87.7	112	94	83.9
	109324167	1317730	Makupula High	N	1	67	58	86.6	100	92	92.0	79	64	81.0
	128041108	1318834	Masakheke Combined	N	2	37	22	59.5	36	29	80.6	38	27	71.1
	130007064	1318869	Mcregor Waldorf	N		9	8	88.9	7	7	100.0	6	6	100.0
	127310261	1318835	Montagu Hs.	N	4	69	69	100.0	83	83	100.0	74	74	100.0
	130310263	1318836	Montana Hs.	N	5	104	103	99.0	106	106	100.0	103	103	100.0
	100000153	1317779	Mount View Education Centre	N		5	3	60.0	4	1	25.0	2	2	100.0
108473375	1317727	New Orleans Sekondêre	Y	3	194	162	83.5	212	183	86.3	245	202	82.4	
108473383	1317728	Noorder-Paarl Sekondêre	N	3	109	90	82.6	124	110	88.7	177	139	78.5	



District Name	Nat EMIS No	Centre No	Centre Name	Dinaledi	Quintile	2012			2013			2014		
						Wrote	Achieved	% Achieved	Wrote	Achieved	% Achieved	Wrote	Achieved	% Achieved
CAPE WINELANDS	108312236	1317729	Paarl Girls Hs.	N	5	99	99	100.0	91	91	100.0	89	89	100.0
	109310275	1317732	Paul Roos Gimnasium	N	5	209	208	99.5	242	240	99.2	226	224	99.1
	108473391	1317733	Paulus Joubert Sekondêre	N	2	116	94	81.0	138	129	93.5	151	134	88.7
	130315610	1318840	Pionier-Skool	N		4	4	100.0	2	2	100.0	14	14	100.0
	109310282	1317734	Rhenish Girls' Hs.	N	5	126	126	100.0	139	139	100.0	129	129	100.0
	128310285	1318843	Robertson Hs.	N	5	82	81	98.8	77	77	100.0	88	88	100.0
	129333433	1318844	Roodezandt Sekondêre	N	3	87	74	85.1	88	77	87.5	81	70	86.4
	126333425	1318845	Skurweberg Sekondêre	N	3	97	69	71.1	79	70	88.6	115	89	77.4
	109310299	1317737	Stellenbosch Hs.	N	5	122	122	100.0	115	115	100.0	140	139	99.3
	109323306	1317738	Stellenzicht Sekondêre	N	2	50	39	78.0	71	36	50.7	54	39	72.2
	108007589	1317763	Tertia Theron Privaatskool	N		2	2	100.0	5	5	100.0	5	4	80.0
	129312252	1318850	Tulbagh Hs.	N	5	25	23	92.0	34	34	100.0	22	22	100.0
	130041107	1318851	Van Cutsem Combined	N	1	51	40	78.4	66	41	62.1	68	43	63.2
	130041103	1318853	Vusisizwe Secondary	N	1	148	101	68.2	209	105	50.2	205	130	63.4
	129330566	1318855	Waveren Hs	N	5	50	30	60.0	72	60	83.3	79	54	68.4
	112473537	1315565	Wellington Secondary	N	3	126	91	72.2	173	128	74.0	204	171	83.8
	112473448	1317744	Weltevrede Sekondêre	N	4	84	69	82.1	76	61	80.3	60	43	71.7
	129333530	1318866	Wolseley Sekondêre	N	4	83	61	73.5	85	79	92.9	60	49	81.7
	130333395	1318861	Worcester Sekondêre	N	2	232	197	84.9	161	140	87.0	170	124	72.9
130310235	1318859	Worcester Gimnasium	N	5	183	179	97.8	186	184	98.9	184	180	97.8	
EDEN AND CENTRAL KAROO	121112200	1353301	Albertinia Hs.	N	4	30	29	96.7	33	33	100.0	31	30	96.8
	124007217	1353391	Aurial College	N	3	74	70	94.6	75	54	72.0	65	55	84.6
	139363316	1353302	Bastiaanse Sekondêre	N	3	153	108	70.6	133	86	64.7	140	83	59.3
	139363030	1353351	Beaufort-Wes Sekondêre	N	3	148	124	83.8	133	111	83.5	176	140	79.5
	124353361	1353304	Bridgton Sekondêre	N	3	210	162	77.1	246	218	88.6	200	167	83.5
	122112206	1353305	Calitzdorp Hs.	N	4	35	34	97.1	53	53	100.0	40	39	97.5
	100000266	1353421	Concordia High School	N	2							115	75	65.2
	124353491	1353384	De Rust Sekondêre	N	1	57	44	77.2	54	51	94.4	45	41	91.1
	124353418	1353308	Dysselsdorp Sekondêre	N	1	102	86	84.3	104	91	87.5	101	74	73.3
	124041301	1353309	Fezekile Secondary	N	1	44	36	81.8	52	41	78.8	49	30	61.2
	118353310	1353311	George Sekondêre	N	3	306	264	86.3	384	332	86.5	334	280	83.8
	121353337	1353312	Gerrit Du Plessis Sekondêre	N	3	81	64	79.0	104	92	88.5	137	83	60.6
	120353396	1353313	Groot-Brakrivier Sekondêre	N	3	78	65	83.3	76	70	92.1	108	95	88.0
	125353043	1353314	Haarlem Sekondêre	N	1	39	32	82.1	40	25	62.5	51	47	92.2
	116112221	1358824	Heidelberg Hs.	N	5	21	21	100.0	7	7	100.0	17	17	100.0
	120353388	1353315	Hillcrest Sekondêre	N	4	91	79	86.8	131	114	87.0	142	114	80.3
	118041302	1353316	Imizamo Yethu Secondary	N	1	88	85	96.6	262	226	86.3	262	135	51.5
	120041227	1353317	Indwe Secondary	N	1	140	91	65.0	97	78	80.4	163	101	62.0
	116333069	1358830	Kairos Sekondêre	N	4	54	47	87.0	56	55	98.2	89	84	94.4
	119353019	1353319	Knysna Sekondêre	N	4	206	167	81.1	211	182	86.3	170	103	60.6
	119110238	1353318	Knysna Hs.	N	5	108	107	99.1	101	98	97.0	95	93	97.9
	123353450	1353321	Ladismith Sekondêre	N	4	93	83	89.2	112	92	82.1	100	77	77.0
	123112229	1353320	Ladismith High	N	5	20	20	100.0	20	19	95.0	23	23	100.0
140212221	1358831	Laingsburg Hs.	N	4	28	25	89.3	36	32	88.9	36	27	75.0	

District Name	Nat EMIS No	Centre No	Centre Name	Dinaledi	Quintile	2012			2013			2014		
						Wrote	Achieved	% Achieved	Wrote	Achieved	% Achieved	Wrote	Achieved	% Achieved
EDEN AND CENTRAL KAROO	124110240	1353322	Langenhoven Gimnasium	N	5	92	92	100.0	123	122	99.2	134	131	97.8
	121110243	1358833	Langenhoven Hs.	N	5	74	73	98.6	84	84	100.0	82	82	100.0
	139041303	1353323	Mandlenkosi Secondary	N	3	45	32	71.1	52	45	86.5	42	31	73.8
	124353329	1353326	Morester Sek	N	3	163	145	89.0	149	128	85.9	168	129	76.8
	119353078	1353328	Murray High	N	2	112	78	69.6	167	100	59.9	128	80	62.5
	141112238	1353329	Murraysburg Hs.	N	3	25	23	92.0	52	36	69.2	83	24	28.9
	121106203	1353330	Oakdale Landbouskool	N	5	83	83	100.0	86	86	100.0	71	71	100.0
	124110254	1353331	Oudtshoorn Hs.	N	5	156	155	99.4	136	134	98.5	131	128	97.7
	118110257	1353334	Outeniqua Hs.	N	5	294	293	99.7	318	318	100.0	346	346	100.0
	118103202	1353341	P.W. Botha Kollege	N	5	103	88	85.4	114	108	94.7	110	102	92.7
	118353345	1353335	Pacaltsdorp Sekondêre	N	4	124	115	92.7	102	96	94.1	144	116	80.6
	118353426	1353337	Parkdene Sekondêre	N	3	171	154	90.1	147	134	91.2	202	140	69.3
	119041315	1353338	Percy Mdala Hs.	Y	1	162	121	74.7	207	141	68.1	98	74	75.5
	119353469	1353339	Plettenbergbaai Sekondêre	N	3	90	77	85.6	111	90	81.1	151	109	72.2
	120110264	1353340	Punt Hs.	N	5	191	190	99.5	193	193	100.0	201	198	98.5
	120353353	1353342	Sao Bras Sekondêre	Y	4	132	104	78.8	109	106	97.2	127	107	84.3
	139210225	1353343	Sentraal Hs.	N	5	79	78	98.7	60	59	98.3	62	62	100.0
	123008273	1353307	Shalom Akademie	N		4	4	100.0	6	6	100.0	3	3	100.0
	118353485	1353306	Thembalethu Secondary	N	2	151	105	69.5	185	128	69.2	157	116	73.9
	125112257	1353345	Uniondale Hs.	N	4	27	26	96.3	31	28	90.3	40	38	95.0
119112261	1353347	Wittedrift Hs.	N	5	72	72	100.0	60	60	100.0	66	66	100.0	
118110288	1353348	York Hs.	Y	5	150	147	98.0	162	162	100.0	162	160	98.8	
142212240	1353349	Zwartberg Hs.	N	5	40	29	72.5	41	41	100.0	55	47	85.5	
METRO CENTRAL	105000798	1329901	Abbott`S College	N		186	171	91.9	161	160	99.4	160	155	96.9
	105006043	1321158	Al-Azhar Institute - Cape Town	N		32	30	93.8	48	40	83.3	60	51	85.0
	105483311	1321102	Alexander Sinton Secondary	N	5	129	115	89.1	160	157	98.1	174	164	94.3
	102483338	1321103	Arcadia Sen. Sekondêre	N	4	73	52	71.2	54	47	87.0	61	37	60.7
	105483346	1321106	Athlone Secondary	N	5	106	87	82.1	77	63	81.8	94	62	66.0
	102483354	1322202	Beauvallon Sekondêre	N	4	33	17	51.5	31	13	41.9	30	14	46.7
	105483362	1321107	Belgravia Secondary	Y	5	131	121	92.4	152	137	90.1	106	93	87.7
	105000876	1329910	Bishops	N		148	148	100.0	152	152	100.0	149	149	100.0
	102483389	1321108	Bonteheuwel Sekondêre	N	4	45	35	77.8	63	58	92.1	60	50	83.3
	105483397	1321111	Bridgetown Secondary	N	4	57	52	91.2	98	71	72.4	121	94	77.7
	103310208	1321112	Buren Hs.	N	4	64	55	85.9	75	71	94.7	69	63	91.3
	103310325	1321115	Camps Bay Hs.	N	5	124	120	96.8	115	112	97.4	153	153	100.0
	102007105	1321105	Canons Creek Prim	N		19	19	100.0	19	19	100.0	19	19	100.0
	103310213	1321117	Cape Town Hs.	N	5	97	71	73.2	104	93	89.4	82	80	97.6
	105483400	1321118	Cathkin Secondary	N	4	40	30	75.0	48	40	83.3	36	25	69.4
	105008274	1321181	Central College	N		3	1	33.3	3	0	0.0	1	1	100.0
	105008250	1321202	City Mission Educational Services	N		8	3	37.5	4	3	75.0	7	4	57.1
	100000055	1321203	Claremont High School	Y	5				25	25	100.0	17	17	100.0
	105313602	1321120	Crystal Sekondêre	N	4	79	52	65.8	68	53	77.9	93	66	71.0
	105000817	1329940	Damelin College	N		72	71	98.6	69	65	94.2	78	76	97.4

District Name	Nat EMIS No	Centre No	Centre Name	Dinaledi	Quintile	2012			2013			2014		
						Wrote	Achieved	% Achieved	Wrote	Achieved	% Achieved	Wrote	Achieved	% Achieved
METRO CENTRAL	105007063	1321121	Darul Islam Islamic Hs	N		53	47	88.7	66	60	90.9	70	65	92.9
	103315605	1329911	Dominican Grimley-	N		3	3	100.0	8	8	100.0	4	4	100.0
	106042201	1326605	Fezeka Secondary	Y	3	179	130	72.6	203	146	71.9	209	137	65.6
	103307200	1321124	Gardens Commercial Hs.	N	5	89	87	97.8	112	111	99.1	100	93	93.0
	105483435	1321125	Garlandale Sekondêre	Y	5	125	85	68.0	109	83	76.1	98	76	77.6
	103310238	1321126	Good Hope Seminary Hs.	N	5	63	63	100.0	66	65	98.5	63	62	98.4
	105483443	1321127	Groenvlei Secondary	N	4	114	103	90.4	144	118	81.9	158	129	81.6
	105310240	1329917	Groote Schuur Hs.	N	5	112	109	97.3	130	128	98.5	126	119	94.4
	103313378	1321128	Harold Cressy Hs.	Y	5	89	69	77.5	148	131	88.5	83	75	90.4
	105483451	1321129	Heideveld Sekondêre	N	4	115	96	83.5	153	124	81.0	110	91	82.7
	105007209	1329968	Heritage College	N		17	17	100.0	18	18	100.0	20	20	100.0
	105000844	1329921	Herschel Hs	N		96	96	100.0	94	94	100.0	100	100	100.0
	103000806	1321131	Herzlia Hs	N		104	104	100.0	115	115	100.0	100	100	100.0
	103000809	1321132	Holy Cross Convent (Maitland)	N		38	37	97.4	47	45	95.7	30	30	100.0
	105313904	1329922	Houtbaai Sekondêre	N	3	44	37	84.1	64	45	70.3	92	57	62.0
	106042301	1326607	I. D. Mkize Sen Secondary	N	3	127	85	66.9	152	97	63.8	184	115	62.5
	103006042	1321177	Icra Comprehensive School	N	5							1	1	100.0
	102041321	1321133	Ikamvalethu Secondary	N	3	166	75	45.2	159	68	42.8	171	61	35.7
	106042118	1326609	Intshukumo Secondary	N	3	190	112	58.9	132	83	62.9	153	64	41.8
	102042104	1321134	Isilimela Secondary	N	3	182	137	75.3	194	128	66.0	216	125	57.9
	105003386	1321135	Islamia College	N		100	89	89.0	110	109	99.1	105	104	99.0
	103310246	1321136	Jan Van Riebeeck Hs.	N	5	123	122	99.2	99	99	100.0	107	107	100.0
	103323810	1321137	Kensington Secondary	Y	5	156	141	90.4	157	153	97.5	194	160	82.5
	102042218	1321138	Kulani Secondary	Y	3	78	50	64.1	101	63	62.4	94	44	46.8
	102042103	1321140	Langa Secondary	N	3	111	70	63.1	88	51	58.0	134	59	44.0
	105008025	1329979	Leap Science And Maths	N		82	76	92.7	85	74	87.1	82	77	93.9
	105313343	1329926	Livingstone Hs.	Y	5	164	163	99.4	153	153	100.0	173	172	99.4
	103323829	1321141	Maitland Sekondêre	N	4	115	81	70.4	125	112	89.6	117	89	76.1
	105483486	1321142	Manenberg Sekondêre	N	4	82	53	64.6	72	46	63.9	103	49	47.6
	102483508	1321145	Modderdam Sekondêre	N	4	109	82	75.2	148	84	56.8	123	79	64.2
	105313610	1321146	Mount View Secondary	N	4	61	46	75.4	55	50	90.9	67	53	79.1
	105483516	1321147	Ned Doman Hs.	N	4	30	17	56.7	55	39	70.9	58	41	70.7
	105313432	1321148	Oaklands Sekondêre	N	5	109	92	84.4	128	122	95.3	122	112	91.8
	103303206	1321149	Oude Molen Hts.	Y	5	101	98	97.0	92	87	94.6	85	75	88.2
	105483524	1321182	Peak View Sekondêre	N	4	43	32	74.4	47	42	89.4	53	41	77.4
	105483494	1321150	Phoenix Sekondêre	N	4	56	34	60.7	74	51	68.9	90	55	61.1
	102310278	1321151	Pinelands Hs.	N	5	182	181	99.5	181	181	100.0	180	180	100.0
	105008028	1329936	Premier College	N		115	81	70.4	110	86	78.2	101	80	79.2
	103310281	1321152	Queen`S Park Hs.	N	5	55	41	74.5	81	64	79.0	60	56	93.3
	105310284	1329937	Rhodes Hs.	Y	5	168	131	78.0	182	150	82.4	162	145	89.5
105310288	1329938	Rondebosch Boys` Hs.	N	5	158	158	100.0	157	157	100.0	151	151	100.0	
105310291	1329939	Rustenburg Girls` Hs.	N	5	136	136	100.0	143	143	100.0	151	151	100.0	
105062458	1321153	Rylands Hs.	Y	5	170	163	95.9	173	168	97.1	175	167	95.4	

District Name	Nat EMIS No	Centre No	Centre Name	Dinaledi	Quintile	2012			2013			2014		
						Wrote	Achieved	% Achieved	Wrote	Achieved	% Achieved	Wrote	Achieved	% Achieved
METRO CENTRAL	103313459	1321154	Salt River Secondary	N	5	62	55	88.7	61	49	80.3	59	45	76.3
	105310296	1329943	Sans Souci Girls` Hs.	N	5	62	62	100.0	78	78	100.0	60	60	100.0
	103007340	1321195	School Of Hope	N		15	12	80.0	16	10	62.5	14	8	57.1
	103310297	1321156	Sea Point Hs.	N	5	56	52	92.9	64	60	93.8	53	48	90.6
	105483559	1321159	Silverstream Sekondêre	N	4	76	26	34.2	68	47	69.1	80	24	30.0
	105310293	1329942	South African College Hs.	N	5	141	141	100.0	145	145	100.0	150	150	100.0
	105483540	1321161	Spes Bona Hs.	N	5	99	75	75.8	75	64	85.3	95	73	76.8
	103000818	1321162	St Cyprian`S	N		63	63	100.0	60	60	100.0	69	69	100.0
	103000819	1329951	St Georges Grammar	N		33	32	97.0	37	36	97.3	40	40	100.0
	105000820	1329952	St Joseph`S College	N		28	27	96.4	36	36	100.0	32	31	96.9
	105007284	1321130	Star International High	N		17	17	100.0	11	11	100.0	23	23	100.0
	100000320	1321205	Stonefountain College - Kenilworth	N								30	21	70.0
	105041120	1329953	Thandokhulu Secondary	Y	4	180	141	78.3	216	190	88.0	196	167	85.2
	105008404	1321207	The Leadership College	N								40	35	87.5
	103313335	1321167	Trafalgar Secondary	N	5	91	68	74.7	108	87	80.6	97	83	85.6
	103313416	1321169	Vista Hs.	N	5	61	44	72.1	64	49	76.6	67	58	86.6
	105315613	1329954	Vista Nova-	N		15	15	100.0	15	15	100.0	18	18	100.0
	105310311	1329955	Voortrekker Hs.	N	5	69	64	92.8	57	57	100.0	69	67	97.1
	103313122	1321201	Walmer Secondary School	N	5	39	32	82.1	55	28	50.9	51	45	88.2
	105310316	1329957	Westerford Hs.	N	5	177	177	100.0	175	175	100.0	177	177	100.0
	103323837	1321171	Wandermere Sekondêre	N	4	67	36	53.7	81	53	65.4	66	47	71.2
	105310317	1321172	Windsor Hs.	N	5	137	130	94.9	135	126	93.3	126	106	84.1
	103007511	1321178	Y-2-K College	N		56	47	83.9	48	47	97.9	52	47	90.4
103310328	1321174	Zonnebloem Nest Senior	N	5	29	28	96.6	32	31	96.9	40	33	82.5	

District Name	Nat EMIS No	Centre No	Centre Name	Dinaledi	Quintile	2012			2013			2014		
						Wrote	Achieved	% Achieved	Wrote	Achieved	% Achieved	Wrote	Achieved	% Achieved
METRO EAST	101310200	1332205	Bellville Hs.	N	5	218	216	99.1	204	204	100.0	209	209	100.0
	107323888	1334402	Blackheath Sekondêre	N	5	109	74	67.9	112	88	78.6	94	59	62.8
	101007208	1332242	Boston Private	N		54	40	74.1	57	49	86.0	57	53	93.0
	107310205	1334403	Brackenfell Hs.	N	5	263	261	99.2	305	302	99.0	302	300	99.3
	106041121	1334404	Bulumko Secondary	Y	3	166	91	54.8	134	105	78.4	184	110	59.8
	106008233	1334448	Centre Of Science And Technology	Y		57	56	98.2	65	65	100.0	75	68	90.7
	106041332	1334405	Chris Hani Secondary	N	2	144	120	83.3	197	163	82.7	198	160	80.8
	107310218	1334407	De Kuilen Hs.	N	5	262	252	96.2	297	296	99.7	245	243	99.2
	101007546	1332272	Dunatos Privaatskool	N								11	9	81.8
	107323861	1334409	Eersterivier Sekondêre	N	5	151	105	69.5	152	126	82.9	160	131	81.9
	102323934	1334410	Esangweni Secondary	N	2	138	67	48.6	136	68	50.0	95	58	61.1
	107323853	1334412	Forest Heights Hs.	N	5	156	105	67.3	115	78	67.8	129	100	77.5
	107003389	1334414	Good Hope Hs	N		55	43	78.2	62	46	74.2	69	54	78.3
	110323438	1337709	Gordon Sekondêre	N	5	151	113	74.8	163	133	81.6	167	130	77.8
	103323918	1334443	Harry Gwala Secondary	Y	2	100	70	70.0	221	122	55.2	164	121	73.8
	110000838	1337712	Helderberg High .	N		21	20	95.2	19	19	100.0	24	23	95.8
	110310242	1337714	Hottentots-Holland Hs.	Y	5	193	182	94.3	229	221	96.5	215	210	97.7
106041318	1334419	Intlanganiso Secondary	N	2	135	94	69.6	135	127	94.1	111	92	82.9	

District Name	Nat EMIS No	Centre No	Centre Name	Dinaledi	Quintile	2012			2013			2014		
						Wrote	Achieved	% Achieved	Wrote	Achieved	% Achieved	Wrote	Achieved	% Achieved
METRO EAST	106324086	1336665	Iqhayiya Secondary	N	3	131	99	75.6	104	88	84.6	91	76	83.5
	107315607	1334420	Jan Kriel-Skool	N		51	49	96.1	72	68	94.4	65	57	87.7
	106041220	1334421	Joe Slovo Secondary	N	2	114	83	72.8	162	112	69.1	129	89	69.0
	111323942	1337718	Khanyolwethu Secondary	N	3	110	63	57.3	155	128	82.6	189	117	61.9
	107323578	1334422	Kleinvei Sekondêre	N	5	132	96	72.7	121	85	70.2	112	78	69.6
	106323128	1334423	Kwamfundo Secondary	Y	2	199	121	60.8	213	138	64.8	161	134	83.2
	106041101	1334424	Luhlaza Secondary	Y	3	184	130	70.7	182	150	82.4	139	102	73.4
	110323527	1337724	Macassar Sek	N	5	40	35	87.5	48	36	75.0	47	32	68.1
	111007200	1337748	Madrasatur Rajaa Strand Hs	N		34	31	91.2	32	31	96.9	22	21	95.5
	107323802	1334425	Malibu Sekondêre	Y	5	258	219	84.9	261	206	78.9	262	214	81.7
	106373435	1336651	Manyano Hs	Y	3	104	66	63.5	157	127	80.9	144	116	80.6
	199042109	1334426	Manzomthombo Secondary	N	3	178	145	81.5	246	194	78.9	163	149	91.4
	106041105	1334427	Masiyile Senior Secondary	N	3	119	107	89.9	134	120	89.6	103	81	78.6
	106041102	1334428	Matthew Goniwe Memorial Hs.	Y	2	152	128	84.2	155	131	84.5	155	113	72.9
	111008379	1337777	Mondeor Eco School	N		15	13	86.7	18	15	83.3	17	14	82.4
	101310264	1334429	Monument Park Hs.	N	5	188	186	98.9	162	160	98.8	191	190	99.5
	101008201	1337739	Natural Learning Academy	N		9	9	100.0	12	12	100.0	15	15	100.0
	110310273	1337731	Parel Vallei Hs.	N	5	236	236	100.0	232	232	100.0	201	199	99.0
	111323896	1337735	Rusthof Sekondêre	N	4	73	58	79.5	98	80	81.6	102	72	70.6
	107323748	1334432	Sarepta Sekondêre	Y	5	187	137	73.3	165	141	85.5	182	166	91.2
	101323039	1334433	Scottsdene Sekondêre	N	5	102	54	52.9	94	64	68.1	110	99	90.0
	101323632	1334434	Scottsville Sekondêre	N	5	118	78	66.1	107	54	50.5	98	67	68.4
	111322504	1337764	Simanyene Secondary	N	3	258	166	64.3	272	174	64.0	243	176	72.4
	110007280	1334444	Sinako High	N	2	147	97	66.0	138	87	63.0	166	125	75.3
	106323993	1336659	Siphamandla Secondary	N	3	142	81	57.0	147	112	76.2	118	109	92.4
	106323144	1336660	Sizimisele Secondary	N	3	147	89	60.5	141	86	61.0	138	94	68.1
	110007510	1337749	Somerset West Private	N		33	33	100.0	38	37	97.4	31	31	100.0
	111323721	1337741	Strand Sekondêre	N	4	91	59	64.8	66	54	81.8	85	61	71.8
	111310327	1337740	Strand Hs	N	5	204	201	98.5	232	229	98.7	190	187	98.4
	100000054	1334494	The Equestrian Academy Of Cape Town	N		4	4	100.0	2	2	100.0	7	7	100.0
	103313947	1331166	Thembelihle Hs.	N	2	85	63	74.1	131	74	56.5	98	60	61.2
	107323187	1334483	Tuscany Glen Secondary	N	5	134	112	83.6	118	98	83.1	122	98	80.3
	103323926	1331168	Usasazo Secondary	N	2	226	120	53.1	242	178	73.6	143	108	75.5
	106041339	1334437	Uxolo Hs.	N	3	112	82	73.2	165	87	52.7	159	109	68.6
110007281	1337747	Valsbaai Hs.	N		15	15	100.0	13	13	100.0	7	7	100.0	
107008229	1334488	Western Cape Sport	N		32	26	81.3	67	61	91.0	62	51	82.3	
110323780	1337745	Zandvliet Hs.	N	5	113	100	88.5	132	117	88.6	169	115	68.0	
102483605	1331173	Zola Senior Secondary	N	3	191	129	67.5	233	187	80.3	184	140	76.1	

District Name	Nat EMIS No	Centre No	Centre Name	Dinaledi	Quintile	2012			2013			2014		
						Wrote	Achieved	% Achieved	Wrote	Achieved	% Achieved	Wrote	Achieved	% Achieved
METRO NORTH	103007278	1341101	Abbotts College Milnerton	N		91	91	100.0	115	111	96.5	87	87	100.0
	101324612	1342201	Athlone Skool Vir Blindes	N		13	8	61.5	16	10	62.5	30	14	46.7
	132473316	1345501	Atlantis Sekondêre	Y	5	247	194	78.5	264	188	71.2	238	179	75.2
	107008380	1342280	Bardale Secondary School	N	3	24	16	66.7	71	50	70.4	109	84	77.1
	101323500	1342203	Belhar Sekondêre	N	5	158	147	93.0	242	200	82.6	190	152	80.0
	101303200	1342206	Bellville Hoer Tegniëse Skool	N	5	205	195	95.1	191	188	98.4	179	175	97.8
	101323349	1342207	Bellville-Suid Sekondêre	N	4	113	96	85.0	126	107	84.9	140	99	70.7
	101323764	1344401	Bernadino Heights Sekondêre	N	5	217	203	93.5	238	233	97.9	226	219	96.9
	102483370	1342208	Bishop Lavis Sekondêre	N	4	105	67	63.8	109	85	78.0	139	77	55.4
	107007987	1344454	Bloekombos Secondary	N	1	224	188	83.9	311	221	71.1	269	166	61.7
	103008009	1342261	Bloubergrant Secondary	N	5	46	45	97.8	73	73	100.0	71	69	97.2
	102310204	1342209	Bosmansdam Hs.	N	5	131	130	99.2	149	149	100.0	147	144	98.0
	103008276	1342231	Cape Town Studies And Tours	N		14	14	100.0	14	13	92.9	11	11	100.0
	103000802	1341119	Cbc St John'S Parklands	N		43	43	100.0	45	45	100.0	57	57	100.0
	102062450	1342210	Cravenby Secondary	N	5	98	86	87.8	109	95	87.2	118	89	75.4
	101310217	1342212	D.F. Malan Hs.	N	5	179	178	99.4	206	206	100.0	219	219	100.0
	106042317	1346604	Dr. Nelson R. Mandela Hs.	N	2	106	68	64.2	144	80	55.6	164	76	46.3
	101310227	1342213	Durbanville Hs.	N	5	150	149	99.3	163	158	96.9	157	154	98.1
	101310229	1344408	Eben Donges Hs.	N	5	140	134	95.7	122	113	92.6	120	112	93.3
	102310230	1342214	Edgemoed Hs.	Y	5	187	187	100.0	191	186	97.4	213	209	98.1
	102483419	1342215	Elsiesrivier Sekondêre	N	4	219	195	89.0	225	212	94.2	223	198	88.8
	102483427	1342216	Elswood Sekondêre	N	4	44	38	86.4	36	27	75.0	45	32	71.1
	102007204	1342262	Emmanuel Christian Academy	N		17	15	88.2	21	20	95.2	20	16	80.0
	101323616	1342217	Excelsior Sekondêre	N	4	159	148	93.1	176	169	96.0	179	161	89.9
	102310231	1342218	Fairbairn College	N	5	176	176	100.0	174	174	100.0	162	162	100.0
	101310232	1342219	Fairmont Hs.	N	5	235	234	99.6	247	246	99.6	235	234	99.6
	100000122	1342291	Fisantekraal Hs	N	1							90	39	43.3
	101323373	1342220	Florida Sekondêre	N	4	103	89	86.4	107	76	71.0	97	83	85.6
	102310219	1342211	Goodwood Kollege	Y	4	94	80	85.1	83	80	96.4	75	74	98.7
	107323136	1344415	Hector Peterson Secondary	N	2	239	149	62.3	195	116	59.5	141	85	60.3
	107008334	1342281	Hindle High School	N	4	31	22	71.0	48	46	95.8	79	73	92.4
	103373443	1342249	Inkwenkwezi Secondary	N	3	147	95	64.6	142	120	84.5	180	139	77.2
	101007216	1342248	Iqra Academy	N		23	13	56.5	26	24	92.3	33	29	87.9
	102310245	1342224	J.G. Meiring Hs.	N	5	138	138	100.0	191	185	96.9	172	161	93.6
	102483478	1342225	John Ramsay Sekondêre	N	4	46	37	80.4	43	32	74.4	45	29	64.4
	101323586	1342226	Kasselsvlei Komprehensiewe Hs	Y	4	104	84	80.8	146	108	74.0	159	118	74.2
	107323977	1344482	Kuils River Technical Secondary	N	4	46	33	71.7	85	69	81.2	130	63	48.5
	107007994	1342265	Leiden Secondary	N	4	178	132	74.2	114	100	87.7	195	143	73.3
	102489220	1342227	Marian Rc Secondary	N	4	33	32	97.0	62	60	96.8	52	51	98.1
	107393436	1344468	Masibambane Secondary	N	1	224	207	92.4	182	166	91.2	230	192	83.5
103313920	1341143	Masibambisane Secondary	N	4	105	66	62.9	158	75	47.5	162	77	47.5	
132008331	1342276	Melkbos Strand Private	N		30	28	93.3	22	22	100.0	30	30	100.0	

District Name	Nat EMIS No	Centre No	Centre Name	Dinaledi	Quintile	2012			2013			2014		
						Wrote	Achieved	% Achieved	Wrote	Achieved	% Achieved	Wrote	Achieved	% Achieved
METRO NORTH	107008031	1342270	Mfuleni Secondary	N	3	195	143	73.3	211	113	53.6	168	85	50.6
	103310260	1341144	Milnerton Hs.	N	5	174	174	100.0	191	191	100.0	191	190	99.5
	102008374	1342275	Mountain View Academy	N		6	6	100.0	6	6	100.0	9	8	88.9
	106493554	1346658	New Eisleben Secondary	N	3	221	77	34.8	154	86	55.8	136	76	55.9
	103007232	1342259	Parklands College	N		61	61	100.0	65	65	100.0	86	86	100.0
	101310274	1342228	Parow Hs.	N	5	207	201	97.1	201	196	97.5	206	203	98.5
	101323772	1342229	Perseverance Sek	N	4	81	44	54.3	65	57	87.7	89	50	56.2
	102310280	1342230	President Hs.	N	5	121	116	95.9	132	127	96.2	100	95	95.0
	132473332	1345516	Proteus Sekondère	N	5	118	84	71.2	127	104	81.9	133	82	61.7
	102483532	1342232	Range Sekondère	N	4	31	24	77.4	37	27	73.0	31	21	67.7
	101323624	1342233	Ravensmead Sekondère	Y	4	116	105	90.5	100	97	97.0	162	145	89.5
	103008281	1342289	Riverside College	N					4	4	100.0	6	5	83.3
	132473464	1345517	Robinvale Hs	N	5	94	61	64.9	87	70	80.5	143	126	88.1
	107323101	1344431	Rosendaal Sekondère	N	3	77	64	83.1	97	86	88.7	139	84	60.4
	132473324	1345518	Saxonsea Sekondère	N	4	111	103	92.8	120	109	90.8	89	81	91.0
	105008252	1344491	Silversands Secondary	N	4	77	62	80.5	76	55	72.4	56	41	73.2
	107007096	1344435	Simunye Sekondère	N	4	118	87	73.7	105	94	89.5	93	68	73.1
	103353491	1342267	Sinenjongo Hs	N	4	92	87	94.6	91	85	93.4	137	122	89.1
	102483591	1342234	St. Andrew'S Sekondère	N	4	136	109	80.1	151	86	57.0	187	84	44.9
	101310326	1342235	Stellenberg Hs.	N	5	297	296	99.7	299	298	99.7	321	320	99.7
	103007427	1341183	Sunningdale	N		2	2	100.0	3	3	100.0	4	4	100.0
	101323659	1342236	Symphony Sekondère	N	4	51	36	70.6	43	35	81.4	70	47	67.1
	103310307	1341164	Table View Hs.	N	5	160	155	96.9	181	180	99.4	196	195	99.5
	101310308	1342237	The Settlers Hs.	Y	5	229	228	99.6	228	228	100.0	209	206	98.6
	101310310	1342238	Tygerberg Hs.	N	5	195	194	99.5	180	175	97.2	170	167	98.2
	102483567	1342240	Uitzig Sekondère	N	3	19	12	63.2	36	15	41.7	26	12	46.2
	102008218	1342274	Unity Christian Campus	N		13	12	92.3	15	14	93.3	15	12	80.0
	102483575	1342241	Valhalla Sek	N	4	26	19	73.1	43	32	74.4	43	37	86.0
	107323845	1344438	Voorbrug Sekondère	N	3	149	84	56.4	113	90	79.6	149	85	57.0
	107008016	1342279	Wallacedene Secondary	N	3				101	67	66.3	159	107	67.3
107324078	1344411	Wesbank Sekondère	Y	3	61	45	73.8	77	48	62.3	67	54	80.6	
METRO SOUTH	106493317	1366601	Aloe Secondary	N	5	176	112	63.6	140	93	66.4	140	95	67.9
	106493325	1366602	Beacon Hill Sekondère	N	4	108	50	46.3	91	76	83.5	109	91	83.5
	105310201	1369903	Bergvliet Hs.	N	5	204	201	98.5	192	190	99.0	204	203	99.5
	105483613	1369947	Cape Academy For Maths Science And Tec	Y		117	105	89.7	143	141	98.6	106	100	94.3
	106493333	1366603	Cedar Secondary	N	5	147	109	74.1	173	154	89.0	232	155	66.8
	105008291	1369972	Christel House Sa	N		32	31	96.9	42	41	97.6	44	43	97.7
	105000822	1369956	Constantia Waldorf	N		22	22	100.0	26	26	100.0	27	27	100.0
	105313599	1369908	Crestway Secondary	N	4	68	60	88.2	91	62	68.1	90	74	82.2
	106003396	1366612	Darul Argam Islamic Hs	N		39	26	66.7	35	28	80.0	30	28	93.3
	100000030	1369984	Darun Na'im High School	N		8	8	100.0	11	11	100.0	8	8	100.0
	105313769	1369913	Fairmount Secondary	N	5	79	67	84.8	113	89	78.8	92	71	77.2
	104314201	1369914	Fish Hoek Senior Hs.	N	5	189	189	100.0	182	181	99.5	178	175	98.3



District Name	Nat EMIS No	Centre No	Centre Name	Dinaledi	Quintile	2012			2013			2014		
						Wrote	Achieved	% Achieved	Wrote	Achieved	% Achieved	Wrote	Achieved	% Achieved
METRO SOUTH	100000286	1369986	Focus College	N					24	19	79.2	19	10	52.6
	106493430	1366606	Glendale Secondary	N	4	96	73	76.0	108	84	77.8	96	80	83.3
	105313815	1369915	Grassdale Hoer	N	5	70	68	97.1	108	101	93.5	87	83	95.4
	105313408	1369916	Grassy Park Secondary	Y	5	162	136	84.0	177	142	80.2	136	121	89.0
	105313467	1369920	Heathfield Hs	Y	5	122	84	68.9	99	79	79.8	116	88	75.9
	105319228	1369923	Immaculata Rk Secondary	N	5	105	94	89.5	71	61	85.9	67	64	95.5
	106323969	1366657	Intsebenziswano Secondary	N	2	160	75	46.9	205	144	70.2	224	130	58.0
	105313661	1369925	Lavender Hill Secondary	N	4	66	58	87.9	72	60	83.3	114	85	74.6
	106493392	1366610	Lentegeur Secondary	N	5	138	104	75.4	153	117	76.5	166	114	68.7
	105493341	1369927	Lotus Sekondêre	N	5	43	29	67.4	44	29	65.9	39	18	46.2
	104373427	1369970	Masiphumelele Hs	N	3	188	111	59.0	155	111	71.6	182	135	74.2
	106493368	1366615	Mondale Hs.	Y	5	213	203	95.3	246	245	99.6	245	239	97.6
	104310265	1369928	Muizenberg Hs.	Y	5	135	127	94.1	120	109	90.8	128	126	98.4
	105310269	1369930	Norman Henshilwood Hs.	Y	5	135	135	100.0	142	141	99.3	163	163	100.0
	104313491	1369931	Ocean View Secondary	N	4	93	82	88.2	128	118	92.2	119	106	89.1
	106042203	1366616	Oscar Mpetha Hs	Y	2	101	71	70.3	163	93	57.1	114	68	59.6
	106493503	1366617	Oval North Secondary	N	4	142	94	66.2	119	105	88.2	135	117	86.7
	105062454	1369932	Pelican Park High	N	5	57	45	78.9	46	43	93.5	54	48	88.9
	106313939	1366618	Phakama Secondary	N	2	138	85	61.6	174	114	65.5	197	89	45.2
	106008035	1369971	Phandulwazi High	N	3	140	88	62.9	161	111	68.9	163	103	63.2
	106008278	1366641	Phillipi Secondary	N	2	158	89	56.3	178	126	70.8	137	100	73.0
	105310279	1369933	Plumstead Hs.	N	5	181	169	93.4	186	184	98.9	183	161	88.0
	106493376	1366621	Portland Secondary	N	5	211	156	73.9	193	151	78.2	219	181	82.6
	106493481	1366622	Princeton Secondary	N	5	109	74	67.9	92	61	66.3	103	77	74.8
	106493384	1366623	Rocklands Secondary	Y	5	241	176	73.0	197	146	74.1	202	173	85.6
	105007428	1369941	Shiloah Christian	N		22	21	95.5	17	17	100.0	18	18	100.0
	105313106	1369944	Sibelius Hs.	N	5	77	72	93.5	72	53	73.6	79	53	67.1
	104312245	1369946	Simon`S Town	N	5	76	62	81.6	79	75	94.9	73	64	87.7
	106041230	1366626	Sinethemba Secondary	Y	2	231	199	86.1	271	202	74.5	200	126	63.0
	106042101	1366629	Sithembele Matiso Secondary	N	3	198	72	36.4	129	70	54.3	97	60	61.9
	106007098	1366635	Sophumelela Secondary	Y	3	182	111	61.0	152	109	71.7	118	104	88.1
	105313351	1369949	South Peninsula Hs.	Y	5	191	189	99.0	199	199	100.0	189	181	95.8
	106493422	1366628	Spine Road Secondary	N	5	169	160	94.7	199	198	99.5	233	233	100.0
	105000935	1369907	Springfield Convent Of The Holy Rosary	N		81	81	100.0	96	96	100.0	84	84	100.0
	105313521	1369950	Steenberg Secondary	N	5	195	155	79.5	205	193	94.1	160	139	86.9
	106493406	1366631	Strandfontein Sekondêre	N	5	85	73	85.9	106	92	86.8	100	82	82.0
	105315611	1341165	Tafelberg	N		22	22	100.0	18	18	100.0	19	19	100.0
	106493414	1366632	Tafelsig Sekondêre	N	4	111	88	79.3	134	106	79.1	84	73	86.9
	105008330	1369981	The Oracle Academy	N		53	51	96.2	71	70	98.6	67	65	97.0
	106041343	1366634	Vuyiseka Secondary	N	2	130	83	63.8	124	86	69.4	117	73	62.4
106493449	1366637	Westridge Secondary	N	5	107	81	75.7	108	88	81.5	110	78	70.9	
105313424	1369959	Wittebome Hs.	N	5	116	99	85.3	140	122	87.1	117	99	84.6	
106493457	1366638	Woodlands Secondary	N	5	68	54	79.4	48	34	70.8	65	49	75.4	

District Name	Nat EMIS No	Centre No	Centre Name	Dinaledi	Quintile	2012			2013			2014		
						Wrote	Achieved	% Achieved	Wrote	Achieved	% Achieved	Wrote	Achieved	% Achieved
METRO SOUTH	105313696	1369962	Wynberg Sekondêre	N	5	113	73	64.6	130	106	81.5	137	109	79.6
	105310318	1369960	Wynberg Boys' Hs.	N	5	157	154	98.1	178	174	97.8	147	145	98.6
	105310321	1369961	Wynberg Girls' Hs.	N	5	168	167	99.4	182	182	100.0	172	171	99.4
	105313890	1369963	Zeekoevlei Secondary	N	5	70	62	88.6	68	61	89.7	57	56	98.2
	106007102	1366636	Zisukhanyo Secondary	N	3	164	104	63.4	134	88	65.7	138	96	69.6
	105310323	1369964	Zwaanswyk Hs.	N	5	73	66	90.4	74	71	95.9	89	79	88.8
OVERBERG	113333360	1388801	Albert Myburgh Sekondêre	N	3	92	57	62.0	102	88	86.3	110	87	79.1
	117312200	1388804	Barrydale Hs.	N	3	25	24	96.0	33	27	81.8	41	36	87.8
	113310206	1388808	Bredasdorp Hs.	N	5	99	98	99.0	88	87	98.9	95	93	97.9
	114336734	1388885	De Rust Futura Academy	N	3	39	34	87.2	34	32	94.1	31	29	93.5
	114310220	1388814	De Villiers Graaff Hs.	N	5	30	30	100.0	36	35	97.2	29	29	100.0
	114333328	1388817	Emil Weder Sekondêre	N	3	52	41	78.8	86	82	95.3	67	60	89.6
	115007999	1385537	Gansbaai Academia	N	3	51	47	92.2	73	68	93.2	76	68	89.5
	114312224	1388821	Grabouw Hs.	N	4	31	31	100.0	30	30	100.0	27	26	96.3
	114333387	1388822	Groenberg Sekondêre	N	4	185	154	83.2	183	176	96.2	177	166	93.8
	115333565	1388823	Hawston Sekondêre	N	3	74	66	89.2	69	61	88.4	78	61	78.2
	115310241	1388826	Hermanus Hs.	N	5	136	136	100.0	162	162	100.0	142	140	98.6
	115007810	1388879	Northcliff House College	N		12	10	83.3	17	17	100.0	13	13	100.0
	117000842	1388838	Olyfkrans College.	N		19	16	84.2	13	13	100.0	9	9	100.0
	114310270	1388839	Overberg Hs	N	5	92	90	97.8	103	103	100.0	99	99	100.0
	115333646	1388841	Qhayiya Secondary	N	1	94	64	68.1	71	54	76.1	116	87	75.0
	114312243	1388842	Riviersonderend Hs.	N	3	25	24	96.0	23	23	100.0	24	21	87.5
	114333336	1388846	Swartberg Sekondêre	N	3	77	51	66.2	74	61	82.4	57	48	84.2
	117333417	1388848	Swellendam Sekondêre	N	3	96	80	83.3	80	63	78.8	90	73	81.1
	117310305	1388847	Swellendam Hs.	N	5	70	69	98.6	63	63	100.0	55	55	100.0
	114041326	1388914	Umyezo Wama Apile Prim.	N	1	76	60	78.9	123	78	63.4	86	61	70.9
114333077	1388852	Villiersdorp Sekondêre	N	3	70	57	81.4	86	71	82.6	83	65	78.3	
WEST COAST	136312208	1375503	Augsburg Landbougimnasium	N	5	59	59	100.0	69	69	100.0	69	68	98.6
	100000091	1375596	Cederberg Academy	N	4	38	32	84.2	47	40	85.1	71	59	83.1
	136473472	1375505	Clanwilliam Sekondêre	N	3	80	67	83.8	100	85	85.0	66	51	77.3
	134473359	1375506	Diazville Hs.	Y	4	139	104	74.8	120	106	88.3	137	114	83.2
	135310225	1375507	Dirkie Uys Hs.	N	5	57	55	96.5	52	52	100.0	58	58	100.0
	136312222	1375508	Graafwater Hs.	N	4	32	32	100.0	46	46	100.0	32	32	100.0
	131312226	1375509	Hopefield Hs.	N	5	57	54	94.7	66	66	100.0	39	39	100.0
	138312229	1375510	Lutzville Hs.	N	5	37	37	100.0	44	44	100.0	35	35	100.0
	132473510	1375540	Naphakade Secondary	N	1	109	39	35.8	117	48	41.0	80	51	63.8
	137312234	1375542	Nuwerus Hs.	N	3	32	24	75.0	27	23	85.2	13	12	92.3
	133312238	1375513	Piketberg Hs.	N	5	69	67	97.1	60	60	100.0	60	59	98.3
	133312241	1375515	Porterville Hs.	N	5	48	48	100.0	62	62	100.0	47	47	100.0
	132473405	1375519	Schoonspruit Sekondêre	N	4	207	194	93.7	253	231	91.3	278	245	88.1
	133473413	1375521	Steynville Sekondêre	N	4	106	83	78.3	149	108	72.5	146	103	70.5
	132310302	1375522	Swartland Hs.	N	5	141	136	96.5	136	135	99.3	157	154	98.1
	137312254	1375523	Vanrhynsdorp Hs.	N	5	37	31	83.8	47	42	89.4	45	41	91.1
	133312257	1375524	Velddrif Hs.	N	5	35	32	91.4	20	18	90.0	24	24	100.0

District Name	Nat EMIS No	Centre No	Centre Name	Dinaledi	Quintile	2012			2013			2014		
						Wrote	Achieved	% Achieved	Wrote	Achieved	% Achieved	Wrote	Achieved	% Achieved
WEST COAST	134310314	1375525	Vredenburg Hs.	N	5	152	150	98.7	155	152	98.1	152	151	99.3
	138473421	1375527	Vredendal Sekondêre	Y	3	155	129	83.2	111	96	86.5	136	123	90.4
	138310312	1375526	Vredendal Hs.	N	5	90	88	97.8	70	70	100.0	73	72	98.6
	132470686	1375529	Wesbank Sekondêre	N	4	162	152	93.8	120	112	93.3	126	109	86.5
	134473456	1375530	Weston Sekondêre	N	4	210	174	82.9	226	189	83.6	252	206	81.7









Published by the Department of Basic Education

222 Struben Street

Private Bag X895, Pretoria, 0001

Telephone: 012 357 3000 Fax: 012 323 0601

ISBN: 978-1-4315-2045-9

© Department of Basic Education

**website**

[www.education.gov.za](http://www.education.gov.za)

**facebook**

[www.facebook.com/BasicEd](http://www.facebook.com/BasicEd)

**twitter**

[www.twitter.com/dbe\\_sa](http://www.twitter.com/dbe_sa)